

# PSEFI October 8, 2015

Professional Surveyors Educational Foundation, Inc.

Platting and “***Retrospect***” Workshop

*Building on the Strength of our Past*



PLANNING &  
DEVELOPMENT  
DEPARTMENT

# SESSION 4.0


## TRANSPORTATION PANEL

### PRESENTERS

**Moderators:** Carson Lucarelli, Planner  
Devin Crittle, Associate Planner

**Panel:** Amar Mohite, Division Manager  
Fred Mathis, Manager, Planning and Development Harris County  
Jesse Cooper, Director, Map Survey & Utility Section,  
ROW Division, TxDoT

City of Houston Planning and Development  
Department, Development Services



**PLANNING &  
DEVELOPMENT  
DEPARTMENT**

# PSEFI: Transportation Panel

Professional Surveyors Educational Foundation, Inc.

- Introductions
- Transportation in Houston
- Question & Answer

# PSEFI: Transportation Panel

Professional Surveyors Educational Foundation, Inc.

# Transportation in Houston



# Light Rail



# Bike Share



Lamar & Milam



# Interstate Highways



# Inter-Coastal Ferry





# City & Commuter Bus



# Passenger Rail



# Passenger Bus Service



# Separated & On-Street Bikeways



Let us not forget that when  
we plan, we are planning  
for...



# People!



# What does this have to do with Platting?





**We do not have Euclidean  
Zoning here in Houston.  
However, our transportation  
network plays a major role in  
how development occurs.**



**For instance, your building line setback is determined by what type of roadway you are developing on...**



**Generally speaking, roadways fall  
under two classifications**

# Major Thoroughfares



# Local Streets



**Now a quick word on R.O.W.  
Dedication**

**If the R.O.W. is not sufficient, you will  
be required to dedicate...**



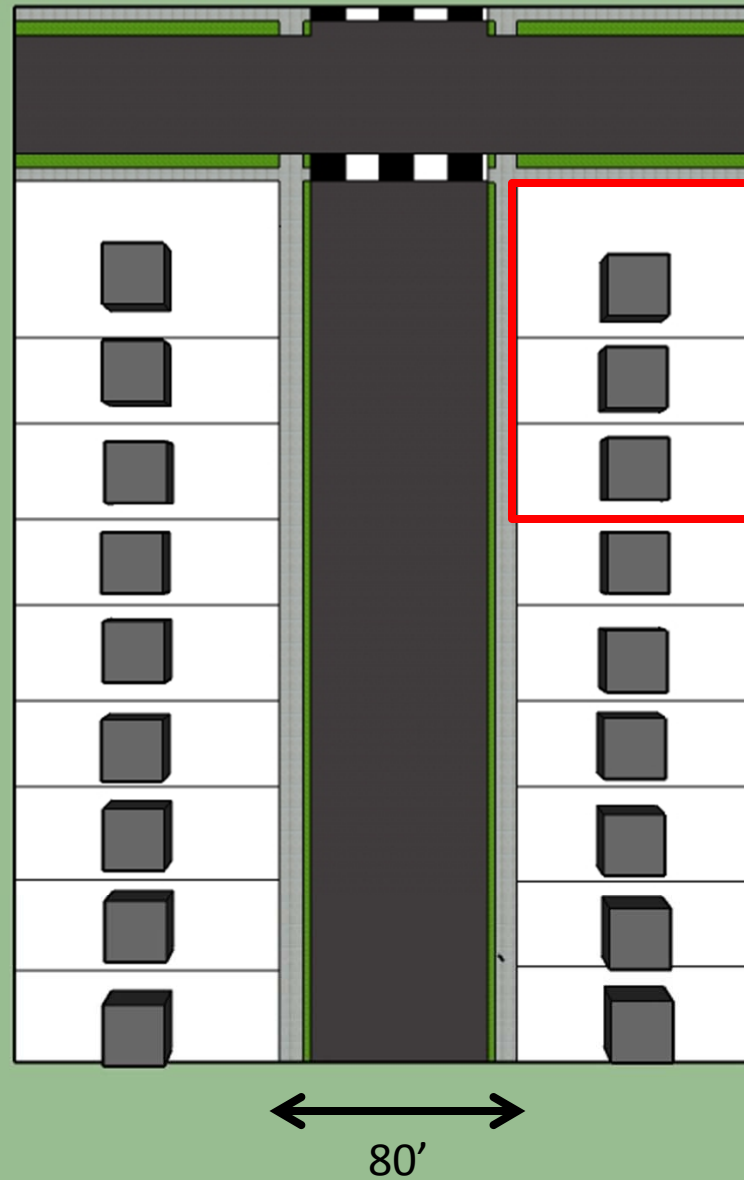
**Dedication is a fancy term for the land necessary to complete the R.O.W. widening; which may come this year, or further down the “road.”**

**Let's look at a quick example...**



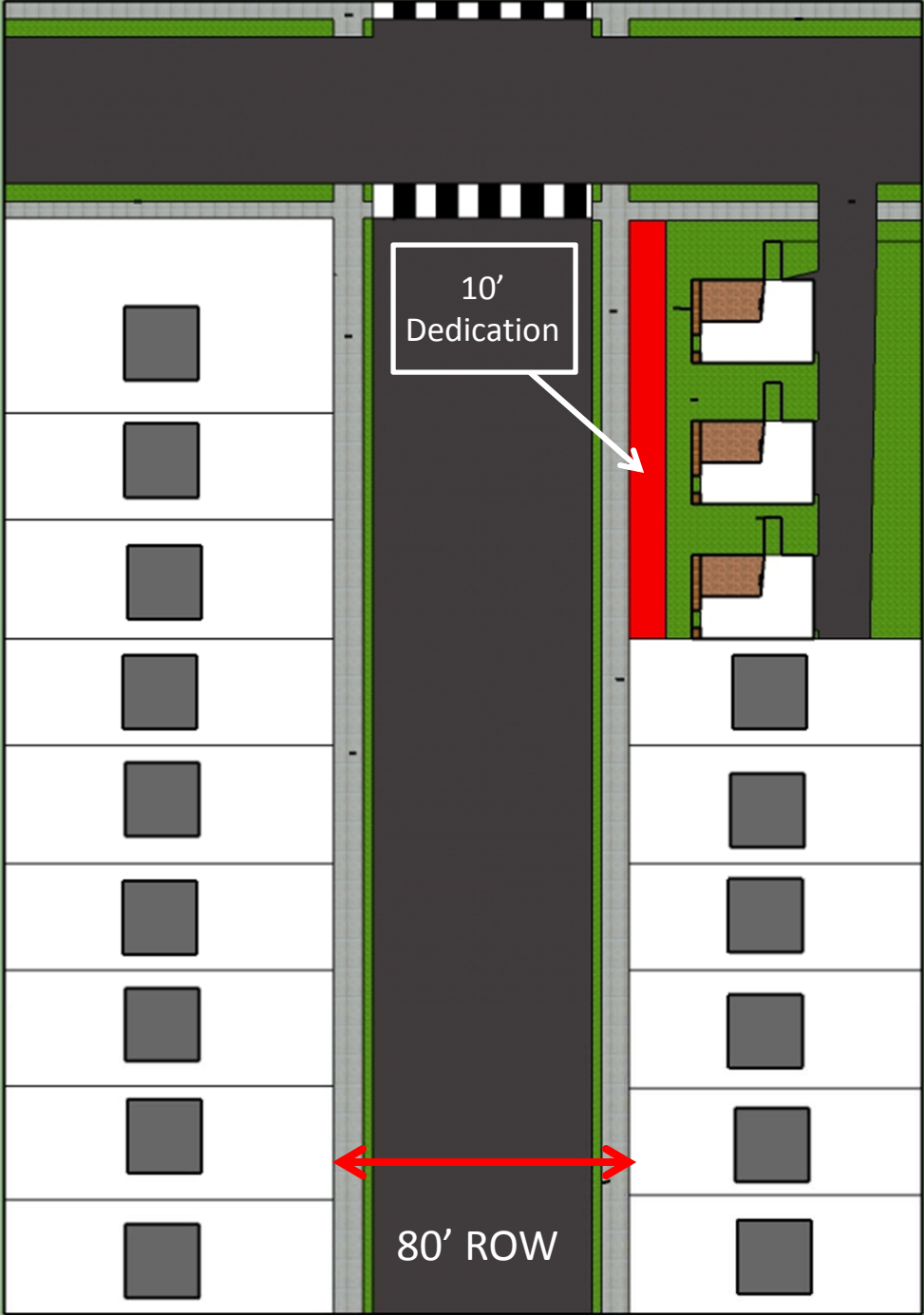
**Let's say you want to replat several lots along a major thoroughfare.**

# 80' R.O.W. to be Widened to 100'



**The only issue is, this thoroughfare is  
classified as to be widened.**

**If this is the case, then the person developing is required to dedicate  $\frac{1}{2}$  of the remaining width along their portion of the property that fronts the roadway...**





**In other words, your development  
triggers the dedication requirement.**

# PSEFI: Transportation Panel

Professional Surveyors Educational Foundation, Inc.

- **Amar Mohite**  
Division Manager of Transportation Planning,  
City of Houston
- **Fred Mathis, P.E.**  
Manager of Planning & Development Harris  
County
- **Jesse Cooper**  
Director, Map Survey & Utility Section,  
ROW Division, TxDoT



# Question & Answer

