



midtown
H O U S T O N

Attorney Client Privilege Work Product

**MIDTOWN MANAGEMENT DISTRICT
PARKING BENEFIT DISTRICT
ADVISORY COMMITTEE MEETING**

March 7, 2024

(For Advisory Committee Members Only)



MIDTOWN PARKING BENEFIT DISTRICT

ADVISORY COMMITTEE

NOTICE OF MEETING

AGENDA

TO: MEMBERS OF THE MIDTOWN PARKING BENEFIT DISTRICT ADVISORY COMMITTEE OF MIDTOWN MANAGEMENT DISTRICT AND TO ALL OTHER INTERESTED PERSONS:

Notice is hereby given that the **Advisory Committee** of the **Midtown Parking Benefit District** will hold a regular meeting in-person, on **Thursday, January 11, 2024 at 3:00 p.m.** in the **1st Floor Conference Room located at 410 Pierce Street, Houston TX 77002**, inside the boundaries of the District, ***open to the public***, to consider, discuss and adopt such orders, resolutions, or motions, and take other direct or indirect actions as may be necessary, convenient, or desirable with respect to the matters identified on the agenda below.

This meeting is an in-person meeting, that is being made available via video conferencing. Members of the public wishing to attend this meeting may do so in person at the above location or via videoconference. To attend the meeting via video conference, please use the following URL:

https://teams.microsoft.com/l/meetup-join/19%3ameeting_MTJmMmExZDctYzJjZi00NjZjLTkzOWEtMjM4NzUyNGRINmZi%40thread.v2/0?context=%7b%22Tid%22%3a%2264ae36a4-5920-4081-bbb2-c3260f4221e0%22%2c%22Oid%22%3a%22ca710cf1-09c1-4ee9-85c4-ccc1ced60182%22%7d

The meeting identification number is **216 327 641 736** and the passcode is: **EhXbAd**. To join the meeting by phone, please dial **1-872-256-8243**. When prompted, enter the phone conference identification number: **628 099 549#**.

AGENDA

1. Call meeting to Order and verify that a quorum is present.
2. Receive Public Comments.
3. Consent Agenda:
 - a. Approve Minutes for the **November 9, 2023**, Advisory Committee Meeting.

4. Updates from ParkHouston
5. Current Parking Benefit District Projects
 - a. BCycle Maintenance Agreement Extension
 - b. Loud Noise Ordinance Enforcement Update
 - c. Artistic Meter Wrapping
 - d. Speed Feedback Sign Study
6. Potential Midtown Parking Benefit District Projects.
 - a. Sidewalks Update
 - b. Lighting Update
 - c. Clean & Safe Signage
 - d. Future projects

7. Announcements.

8. Next meeting date

**Parking Benefit Advisory Committee Meeting
Thursday, May 9, 2024, at 3:00pm**

Hybrid meeting link via Teams:

https://teams.microsoft.com/l/meetup-join/19%3ameeting_OGM2NmZkZWQtNjAzMy00ZjgwLWE0ZDgtZDRhZjE3YmZjYWRh%40thread.v2/0?context=%7b%22Tid%22%3a%2264ae36a4-5920-4081-bbb2-c3260f4221e0%22%2c%22Oid%22%3a%22ca710cf1-09c1-4ee9-85c4-ccc1ced60182%22%7d

9. Adjourn.



SEAL

James Llamas/crd

James Llamas, Chair
Midtown Parking Benefit District

If you would like to make public comments at this meeting, please register prior to 3:00 p.m. Registration sign in sheets for those making public comments will be picked up promptly at 3:00 p.m.

**MIDTOWN MANAGEMENT DISTRICT
MISSION STATEMENT**

Midtown strives to provide an economically vibrant urban destination where arts and culture thrive alongside businesses and residents in a safe, active, diverse neighborhood.



**MIDTOWN MANAGEMENT DISTRICT
PARKING BENEFIT DISTRICT ADVISORY COMMITTEE MEETING
MINUTES**

January 11, 2024, 3:00 p.m.

Midtown Management District, 1st Floor Conference Room
410 Pierce Street, Houston, Texas 77002

The Parking Official was present, and the meeting was open to the public.

<p>1. Roll Call</p>	<p>James Llamas Scott Irby (Attended via video conference) Cynthia Aceves-Lewis Scarlett Yarborough Maggie Segrih</p> <p>All of the above-named Committee members were present.</p> <p>Also, in attendance were:</p> <p>Midtown Staff members Cynthia Alvarado, Jaime Giraldo, and Chrystal Davis; Peggy Foreman of Burney and Foreman; Maria Irshad, Deputy Director, ParkHouston, Administration and Regulatory Affairs Department; and Laura Knutson of Houston Lake Share.</p>
<p>2. Public comments</p>	<p>There were no public comments.</p>
<p>3. Consent Agenda</p>	<p>Mrs. Chrystal Davis presented the Consent Agenda.</p> <p>Committee Member Aceves-Lewis requested that the Minutes be removed from the Consent Agenda for separate discussion.</p>
<p>4. Approval of Minutes for the November 9, 2023 Advisory Committee Meeting.</p>	<p>Committee Member Aceves-Lewis requested a change to the Minutes related to the Artistic Meter Wrapping project. Peggy Foreman made a revision to the Minutes and read the revised language to the Committee.</p>

	<p>Committee Member Segrich made a motion to approve the Minutes as revised. The motion was seconded by Committee Member Aceves-Lewis. The revised version of the Minutes was approved by unanimous vote.</p>
<p>5. Updates from ParkHouston</p>	<p>Maria Irshad, Deputy Director of the City of Houston (the “City”) Administration and Regulatory Affairs Department presented the income statement for the Midtown Parking Benefit District showing year to date revenues and expenses for the period from July 1, 2023 through December 31, 2023. She also presented the number of transactions, the average revenue per transaction and the number of citations issued for expired meters as shown on the written income statement.</p> <p>She reminded everyone that funding of the following projects was previously approved by the Director of the City’s Administration and Regulatory Affairs Department.</p> <ul style="list-style-type: none"> • The Houston Police Department South-Central Division Midtown Local Noise Overtime Initiative (\$29,840) • Maintenance costs for 3 months beginning on December 1, 2023 and ending on February 28, 2024 for four (4) previously closed Houston Bike Share stations located in Midtown. (\$7500) • Speed Feedback Sign Study (\$40,000 maximum) • Artist Meter Wrapping (\$30,275)
<p>6. Current Parking Benefit District Projects</p>	<p>The staff provided an update regarding implementation of the currently approved projects.</p> <p><u>Houston Bike Share Maintenance Agreement Extension</u></p> <p>Laura Knuston of Houston Bike Share presented a proposal to restructure and extend funding for the Maintenance Costs for four (4) previously closed Houston Bike Share stations in Midtown. Committee Member Segrich made a motion to recommend approval to extend the payment of maintenance costs for four (4) previously closed Houston Bike Share stations in Midtown for an additional month beginning February 29, 2024 and ending March 31, 2024 in the amount of \$2,500.00. The motion was seconded by Committee Member Yarborough. Following all discussion the motion carried by majority vote – Yes <u>3</u> No <u>0</u> and <u>1</u> Abstention. Committee Chair Llamas abstained from the vote.</p>

	Midtown staff and attorneys were asked to review the proposal presented by Houston Bike Share for longer term funding of maintenance costs for four (4) bike stations located in Midtown and report back to the Committee.
7. Potential Midtown Parking Benefit District Projects	<ul style="list-style-type: none"> a. Sidewalk Replacement/Repair b. Installation of Additional Lighting c. Clean & Safe Signage d. Future Projects i. Metro Boost McGowan Street Bus Stop Enhancements <p>Committee members requested additional information regarding the above listed potential projects.</p>
8. Announcements	Next meeting will be Thursday, March 7, 2024, at 3:00 p.m.
9. Adjourn	There being no other business, the meeting was adjourned.

Committee meetings are open to the public. For special needs or information about this Committee, please contact Chrystal Davis at 713-26-7577 or crobinsondavis@midtownhouston.com.

James Llamas
Chair

Date



Midtown Parking Benefit District

March 7, 2024

Maria Irshad, CAPP, MPA

Deputy Director, Administration and Regulatory Affairs

DRAFT

Agenda

- ▶ Midtown PBD Meter and Compliance Overview
- ▶ Midtown Parking Benefit District Fund and Budget
- ▶ Questions

DRAFT



midtown
HOUSTON

Meter Revenue and Compliance

	Sep	Oct	Nov	Dec	Jan	Feb
Meter and Permit Revenue	\$26,982	\$25,070	\$20,869	\$24,069	\$22,336	
Meter Transactions	12,593	12,111	10,662	12,049	10,658	
Avg Transactions	\$2.14	\$2.07	\$1.96	\$1.99	\$2.09	
Expired Meter Citations	595	838	747	995	1018	1000

Midtown Income Statement

MIDTOWN PBD

JULY 2023 to JUNE 2024

REVENUE	July	August	September	October	November	December	January	February	Totals	Projection
Permit Sales	\$30	\$0	\$0	\$0	\$0	\$32	\$89	\$0	\$151	\$226
Meter Revenue	\$26,822	\$26,963	\$26,982	\$25,070	\$20,869	\$24,036	\$22,247	\$25,184	\$198,174	\$297,260
GROSS REVENUE	\$26,852	\$26,963	\$26,982	\$25,070	\$20,869	\$24,069	\$22,336	\$25,184	\$198,325	\$297,487
Less meter revenue sales tax	2,213	2,224	2,226	2,068	1,722	1,983	1,835	2,078	\$16,349	\$16,349
NET REVENUE	\$24,639	\$24,739	\$24,756	\$23,002	\$19,147	\$22,086	\$20,501	\$23,106	\$181,975	\$281,137
CAPITAL EXPENSES										
Signage	0	0	0	0	0	0	0	0		
	\$0	\$0	\$0	\$0	\$0	\$0	\$0	\$0		
Total Capital Expenses	\$0	\$0	\$0	\$0	\$0	\$0	\$0	\$0	\$0	\$0
OPERATING EXPENSES										
Salaries (\$34,992 per year)										
Maintenance (.50 FTE)	\$1,750	\$1,750	\$1,750	\$1,750	\$1,750	\$1,750	\$1,750	\$1,750	\$21,000	
Total Salary Expenses	\$1,750	\$1,750	\$1,750	\$1,750	\$1,750	\$1,750	\$1,750	\$1,750	\$21,000	\$21,000
General/Administrative										
Hardware/Software (\$20,004/year)	\$0	\$0	\$0	\$0	\$0	\$0	\$0	\$0		
Total General/Administrative Expenses	\$0	\$0	\$0	\$0	\$0	\$0	\$0	\$0	\$0	\$0
Credit Card Processing										
Fees (60% PBD Share)	\$644	\$647	\$641	\$602	\$501	\$577	\$536	\$604		
Total Credit Card Fees	\$644	\$647	\$641	\$602	\$501	\$577	\$536	\$604	\$4,752	\$7,128
Total Operating Expenses	\$2,394	\$2,397	\$2,391	\$2,352	\$2,251	\$2,327	\$2,286	\$2,354	\$25,752	\$25,752
NET INCOME	\$22,245	\$22,342	\$22,365	\$20,650	\$16,896	\$19,759	\$18,215	\$20,752	\$156,223	\$255,386
METRICS										
Meter Transactions	13,164	12,925	12,593	12,111	10,662	12,049	10,658	12,063	96,225	144,338
Avg. Per Meter Transaction	\$2.04	\$2.09	\$2.14	\$2.07	\$1.96	\$1.99	\$2.09	\$2.09		
Citations Issued	131	518	595	838	747	995	1018	1000	5842	8763
Projected Revenue Share *										
Total Shareable Revenue (100%)	\$255,386 (Gross less Ops/Capital Exp)									
COH (40%)	\$102,154									
PBD (60%)	\$153,231									

* Projected revenues are based on current levels and are subject to change/fluctuate as the year progresses

Midtown Parking Benefit District Projects

Project Name	Approved by the Parking Official	Amount	Expenditures	Date	Project Balance
Midtown Loud Noise HPD Overtime	10/16/2023	\$29,840			
Maintenance and Operations of four Bike Share Stations	10/16/2023	\$7,500			
Extend the payment for the cost of maintenance and for four (4) Houston Bike Share stations for an additional three (3) months beginning December 1, 2023 and ending February 28, 2024.	12/20/2023	\$7,500			
Speed Feedback Sign study	12/20/2023	\$10,000			
Artistic Meter Wrapping	12/20/2023	\$30,275	\$21,000	12/1/2023	\$9,275
			\$9,275	1/18/2024	\$0

Total **\$115,115** **\$30,275**

COH Fiscal Year July - June

Fund Balance FY2023 \$262,108
 Expenditures FY2024 \$30,275

Total **\$231,833**

Projected Revenue Share
 FY2024 \$158,737

Projected Fund Balance **\$390,570**




Maria Irshad, CAPP, MPA



832-393-8643



maria.irshad@houstontx.gov



DRAFT

midtown
HOUSTON

www.houstontx.gov/parking

Midtown Parking Benefit District Projects

Project Name	Approved by the Parking Official	Amount	Expenditures	Date	Project Balance
Midtown Loud Noise HPD Overtime	10/16/2023	\$29,840			
Maintenance and Operations of four Bike Share Stations	10/16/2023	\$7,500			
Extend the payment for the cost of maintenance and for four (4) Houston Bike Share stations for an additional three (3) months beginning December 1, 2023 and ending February 28, 2024.	12/20/2023	\$1,500			
Speed Feedback Sign study	12/20/2023	\$0,000			
Artistic Meter Wrapping	12/20/2023	\$30,275	\$21,000	12/1/2023	\$9,275
			\$9,275	1/18/2024	\$0

Total \$15,115 \$30,275

COH Fiscal Year July - June

Fund Balance FY2023	\$262,100
Expenditures FY2024	\$30,275
Total	\$231,825
Projected Revenue Share FY2024	158,737
Projected Fund Balance	\$390,562

Midtown Income Statement

MIDTOWN PBD

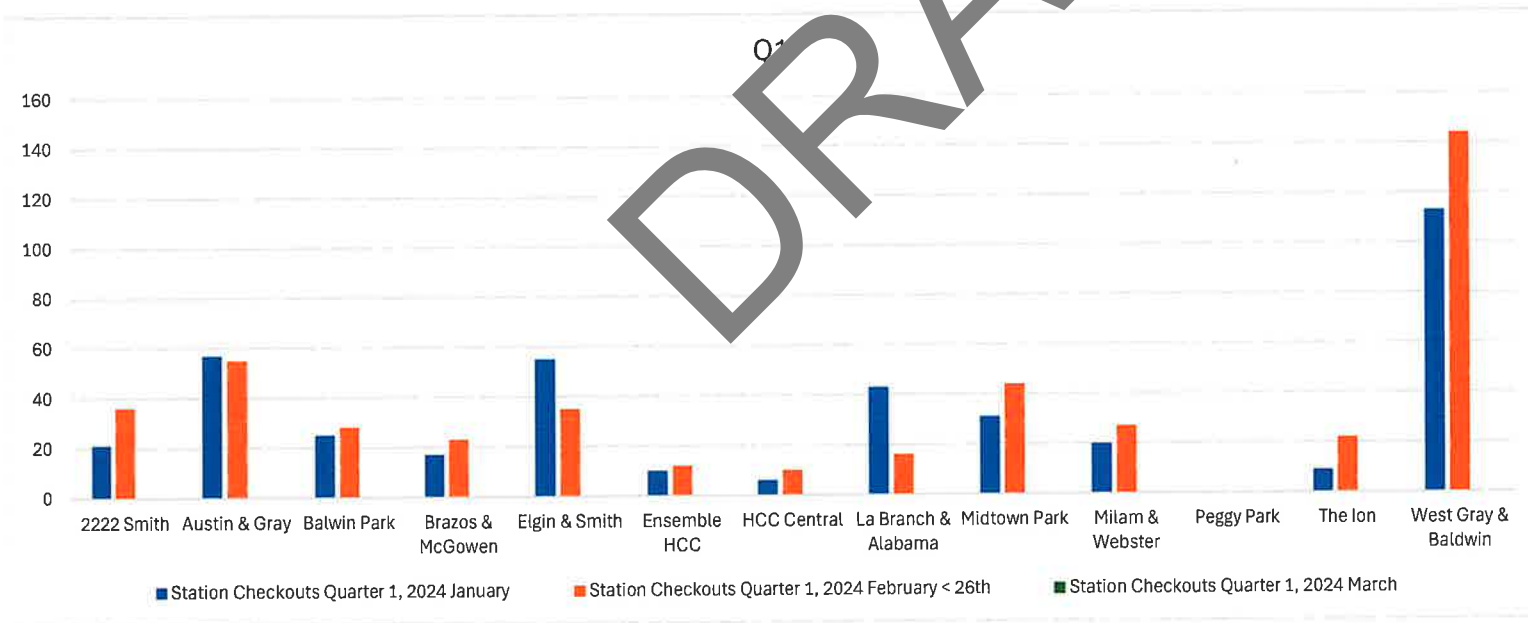
JULY 2023 to JUNE 2024

REVENUE	July	August	September	October	November	December	January	February	Totals	Projection
Permit Sales	\$30	\$0	\$0	\$0	\$0	\$32	\$89	\$0	\$151	\$226
Meter Revenue	\$26,822	\$26,963	\$26,982	\$25,070	\$20,869	\$24,036	\$22,247	\$25,184	\$198,174	\$297,260
GROSS REVENUE	\$26,852	\$26,963	\$26,982	\$25,070	\$20,869	\$24,069	\$22,336	\$25,184	\$198,325	\$297,487
Less meter revenue sales tax	2,213	2,224	2,226	2,068	1,722	1,983	1,835	2,078	\$16,349	\$16,349
NET REVENUE	\$24,639	\$24,739	\$24,756	\$23,002	\$19,147	\$22,086	\$20,501	\$23,106	\$181,975	\$281,137
CAPITAL EXPENSES										
Signage	0	0	0	0	0	0	0	0		
	\$0	\$0	\$0	\$0	\$0	\$0	\$0	\$0		
Total Capital Expenses	\$0	\$0	\$0	\$0	\$0	\$0	\$0	\$0	\$0	\$0
OPERATING EXPENSES										
Salaries (\$34,992 per year)										
Maintenance (.50 FTE)	\$1,750	\$1,750	\$1,750	\$1,750	\$1,750	\$1,750	\$1,750	\$1,750	\$21,000	
Total Salary Expenses	\$1,750	\$1,750	\$1,750	\$1,750	\$1,750	\$1,750	\$1,750	\$1,750	\$21,000	\$21,000
General/Administrative										
Hardware/Software (\$20,004/year)	\$0	\$0	\$0	\$0	\$0	\$0	\$0	\$0		
Total General/Administrative Expenses	\$0	\$0	\$0	\$0	\$0	\$0	\$0	\$0	\$0	\$0
Credit Card Processing										
Fees (60% PBD Share)	\$644	\$647	\$641	\$602	\$501	\$577	\$536	\$604		
Total Credit Card Fees	\$644	\$647	\$641	\$602	\$501	\$577	\$536	\$604	\$4,752	\$7,128
Total Operating Expenses	\$2,394	\$2,397	\$2,391	\$2,352	\$2,251	\$2,327	\$2,286	\$2,354	\$25,752	\$25,752
NET INCOME	\$22,245	\$22,342	\$22,365	\$20,650	\$16,896	\$19,759	\$18,215	\$20,752	\$156,223	\$255,386
METRICS										
Meter Transactions	13,164	12,925	12,593	12,111	10,662	12,049	10,658	12,063	96,225	144,338
Avg. Per Meter Transaction	\$2.04	\$2.09	\$2.14	\$2.07	\$1.96	\$1.99	\$2.09	\$2.09		
Citations Issued	131	518	595	838	747	995	1018	1000	5842	8763
Projected Revenue Share *										
Total Shareable Revenue (100%)	\$255,386	(\$255,386 Gross less Ops/Capital Exp)								
COH (40%)	\$102,154									
PBD (60%)	\$153,231									

* Projected revenues are based on current levels and are subject to change/fluctuate as the year progresses

Station Checkouts Quarter 1, 2024

Station	January	February < 26th	March
2222 Smith	21	36	
Austin & Gray	57	55	
Balwin Park	25	28	
Brazos & McGowen	17	23	
Elgin & Smith	55	35	
Ensemble HCC	10	12	
HCC Central	6	10	
La Branch & Alabama	43	16	
Midtown Park	31	44	
Milam & Webster	20	27	
Peggy Park	0	0	
The Ion	9	22	
West Gray & Baldwin	113	148	
TOTALS	407	459	



Midtown Checkouts by Month



Zone Visit Summary

January 2, 2024

TSR_HoustonBcycle

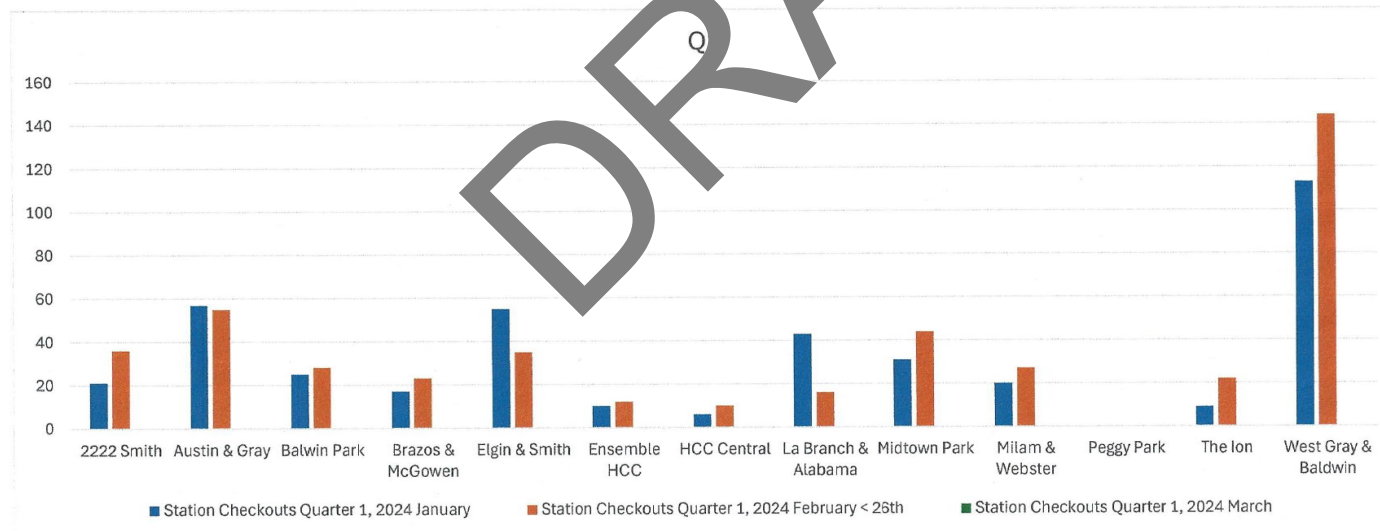
Date	
From	Oct 01, 2023
To	Dec 31, 2023
Days	92

Time Zone	America/Chicago
-----------	-----------------

Vehicle	Driver	Zone	Total Duration	Total Incidents
Van 50		Austin & Gray	6:18	31
		Ensemble/HCC METRORail	3:12	23
		Milam & Webster	6:26	41
		La Branch & Alabama	4:24	29
Van 50 Total			20:22	124
Ford F250		Austin & Gray	0:32	2
		Ensemble/HCC METRORail	0:07	1
		Milam & Webster	1:15	4
		La Branch & Alabama	0:12	1
Ford F250 Total			2:07	8
Grand Total			22:29	132

Station Checkouts Quarter 1, 2024

Station	January	February < 26th	March
2222 Smith	21	36	
Austin & Gray	57	55	
Balwin Park	25	28	
Brazos & McGowen	17	23	
Elgin & Smith	55	35	
Ensemble HCC	10	12	
HCC Central	6	0	
La Branch & Alabama	43	16	
Midtown Park	31	44	
Milam & Webster	20	27	
Peggy Park	0	0	
The Ion	9	22	
West Gray & Baldwin	113	144	
TOTALS	407	452	




Midtown Parking Meters

Artist: *Josh Ryan*

NEW DESIGN



SIDE 1



SIDE 2



Midtown Parking Meters

Artist: Josh Ryan

DESCRIPTION, BIO, LOCATIONS



Title:
Iconic Houston

Description:
This design celebrates the diversity of Houston by combining all the different nicknames the city has been known by in its history along with illustrations of sights, icons, and imagery from all across the city.

Artist Bio:
Josh Ryan is a designer and illustrator from Houston, Texas who specializes in creating products and visuals that connect people through shared experiences, emotional vulnerability, and quirky humor.

PARKING METER LOCATIONS

1. 400 Gray Street
2. 400 Webster Street
3. 400 Mcilhenny Street
4. 2300 Smith Street
5. 2200 Louisiana Street
6. 2100 Smith Street
7. 2100 Travis Street

DRAFT


Midtown Parking Meters

Artist: Joy Matheson

NEW DESIGN



SIDE 1



FRONT



BACK

SIDE 2



Midtown Parking Meters

Artist: Joy Matheson

DESCRIPTION, BIO, LOCATIONS



Title:
Nature En Vogue

Description:
This design includes native birds and flowers on stylish graphic wallpaper type backgrounds for a pop of color and artistic flair.

Artist Bio:
Joy Matheson, owner and artist behind Scribbles Murals & Decorative Painting has been beautifying private and public spaces in the greater Houston area since 2002.

PARKING METER LOCATIONS

1. 1000 Mcilhenny Street
2. 1100 Mcilhenny Street
3. 1000 McGowen Street
4. 2600 Main Street
5. 2600 Travis Street
6. 1000 Tuam Street

DRAFT


Midtown Parking Meters

Artist: Karen Navarro


NEW DESIGN



SIDE 1



FRONT



BACK

SIDE 2



DRAFT

Midtown Parking Meters

Artist: Karen Navarro

DESCRIPTION, BIO, LOCATIONS



Title:

We See You

Description:

[Description here](#)

Artist Bio:

Karen Navarro, currently based in Houston, is an Argentinian artist of Mapuche, Guaraní and European descent who works across the mediums of photography, collage, and sculpture. Her work investigates the intersections of identity, representation, race, and belonging in reference to her migrant experience, her Indigenous identity and the history of colonization and its influence. Navarro is interested in the nuances of identity, the constant hybridization of cultures, communication technologies and the concept of beauty—aiming to create, through her work, space for acceptance and existence. Navarro has won the Artadia Fellowship, the Top 10 Lensculture Critics' Choice Award, and the Houston Center for Photography Beth Black Honoraria, among others. And, in 2024 she will be an artist in residence at the Atlantic Center for the Arts, New Smyrna Beach, FL under the mentorship of Renee Cox. Her work has been exhibited in the US and abroad. Selected shows include Contemporary Arts Museum Houston (CAMH); Artpace, San Antonio; Galerija Upuluh, Zagreb, Croatia; George Washington Carver Museum, Austin, TX; FAR Center for Contemporary Arts, Bloomington; Holocaust Museum Houston; and Melkweg Expo, Amsterdam, The Netherlands. Additionally, Navarro's work has been featured in numerous publications, including ARTnews, The Guardian, Observer, and Rolling Stone Italia.



PARKING METER LOCATIONS

1. 3100 Smith Street
2. 2800 Milan Street
3. 700 Stuart Street
4. 800 Stuart Street
5. 3300 Travis Street

Midtown Parking Meters

Artist: *Steffany Brady*

NEW DESIGN



Midtown Parking Meters

Artist: *Steffany Brady*

DESCRIPTION, BIO, LOCATIONS



Title:

Radiant Gem

Description:

This piece called “Radiant Gem” visually represents a “signal” that draws the audience and radiates, joy, love, respect, playfulness, happiness. It is also meant to be a visual “wifi” available to all for recharge and refresh. All sides merge with color and the circular movement of the graphic lines.

Artist Bio:

Steffany Brady is an Experiential Graphic Designer. Steffany is a Native Colombian now residing and working in Dallas, TX. Her signature geometric type focuses on striking the right compositional balance between the shapes in her designs and negative space. Her color selection creating playful and vibrant compositions with typographical hidden messages. Steffany’s work is derived from her background as a graphic designer, with her Colombian roots inspiring her choice of color.

Steffany also creates murals under Blauhaus, a design-build studio founded in 2014 by Steffany and her husband offering a number of design services including furniture, murals, graphic design, architecture, and home goods.

PARKING METER LOCATIONS

1. 3700 Main Street
2. 3700 Fannin Street
3. 3700 San Jacinto Street
4. 1200 Truxillo Street
5. 900 Francis Street
6. 900 Winbern Street
7. 1000 Winbern Street
8. 1100 Berry Street

Midtown Parking Meters

Artist: *Serty31*

NEW DESIGN



Midtown Parking Meters

Artist: Serty31

DESCRIPTION, BIO, LOCATIONS



Title:
CHROMATI LIFE

Description:
“Chromati Life” is the celebration and the magnificence of urban art with a vibrant and powerful design in the cityscape of Houston to show to the community how art makes the life more beautiful.

Artist Bio:
Serty31, born in 1978 in Paris- France, is a renowned street artist who has gained worldwide recognition for his unique and futuristic vision of urban art. From a young age, Serty31 showed a keen interest in art and design and this passion led him to pursue a career as a graphic designer. However, his true calling came when he discovered the world of street art. He was 10 years old when he and his family were passing by the Louvre and saw the fences covered with graffiti and his curiosity was sparked and he began to experiment with graffiti and quickly developed a style that was bold and distinctive.

Growing up in the 1980s, Serty31 was heavily influenced by mecha anime, a style of cartoons depicting the adventures of gigantic robots. This genre of animation had a profound impact on Serty31’s imagination and artistic style, which often incorporates futuristic imagery and abstract shapes.

Using software to create his designs, Serty31 translates his digital artwork into murals, paintings and installations using only spray cans, acrylics, and other forms of media. His unique style and use of vibrant colors have made him a sought- after collaborator, and his work has been featured in numerous exhibitions and galleries both in France and internationally.

Over the years, Serty31 has become known for his striking murals and installations, which can be found on buildings and walls in cities all over the world. His artwork often features bold, abstract shapes and patterns, as well as futuristic imagery and vivid colors. He seamlessly blends his love for mecha anime with his street art style, creating a dynamic and unique aesthetic.

PARKING METER LOCATIONS

1. 3400 Austin Street
2. 3800 Austin Street
3. 1400 Holman Street
4. 1500 Holman Street
5. 1500 Crawford Street
6. 3700 La Branch Street

Midtown Parking Meters

Artist: Frank Nathen

NEW DESIGN



Midtown Parking Meters

Artist: Frank Nathen

DESCRIPTION, BIO, LOCATIONS



Title:

A Symphony in Blue - Abstract Shades Unleashed

Description:

Inspired by the timeless rhythms of Miles Davis' "Kind of Blue." This visual homage modestly weaves the soulful notes of the album into the backdrop of our creative process.

Subtle strokes of shades of indigo and cerulean blend, mirroring the album's richness. The mural reflects my dedication to creativity, harmonizing like jazz's improvisational spirit. As "Kind of Blue" becomes my creative soundtrack, the piece captures its essence, translating rhythms and emotions into a visual symphony.

Placed within me, this modest mural pays tribute to a jazz masterpiece. It quietly invites clients and collaborators into a space where echoes of Miles Davis linger, infusing our work with a touch of timeless inspiration.

Artist Bio:

Embark on a journey through the visionary realm of Frank Nathen, a distinguished fashion and 3D designer, and artist of Texas and Mexican heritage. A luminary in the world of design, Frank Nathen seamlessly blends a rich cultural tapestry with a global perspective, drawing inspiration from their roots while leaving an indelible mark on the international stage.

Educated at the prestigious Parsons School of Design in New York, Frank Nathen honed their craft in the epicenter of creative innovation, shaping a trajectory that spans over two decades. With an unwavering commitment to excellence, Frank Nathen has traversed the globe, earning accolades and awards for their unparalleled contributions to the world of fashion and art.

Noteworthy for their discerning eye and avant-garde sensibility, Frank Nathen has collaboratively steered major international brands, partnered with city municipalities to infuse public spaces with artistic vitality, and lent their creative prowess to private enterprises seeking a touch of unparalleled ingenuity.

At the heart of Frank Nathen's artistic ethos lies a dedication to innovation, gracefully marrying aesthetics with a profound exploration of the human experience. Their work is a poignant testament to the belief that beauty can emerge from the crucible of adversity, a reflection of a unique creative alchemy that transforms pain into expressions of timeless allure.

PARKING METER LOCATIONS

1. 1600 Gray Street

2. 1700 Gray Street

3. 2100 Crawford Street




Midtown Houston to Buffalo Bayou Park

Trash Survey Results

DRAFT

Noah Friesen's Eagle
Project





Background

The Crosby Outfall is a major source of trash for Buffalo Bayou

Volunteers helped survey trash in the part of Midtown that drains to this outfall



Results

The Area

The storm drains in Midtown that drain to the Crosby Outfall

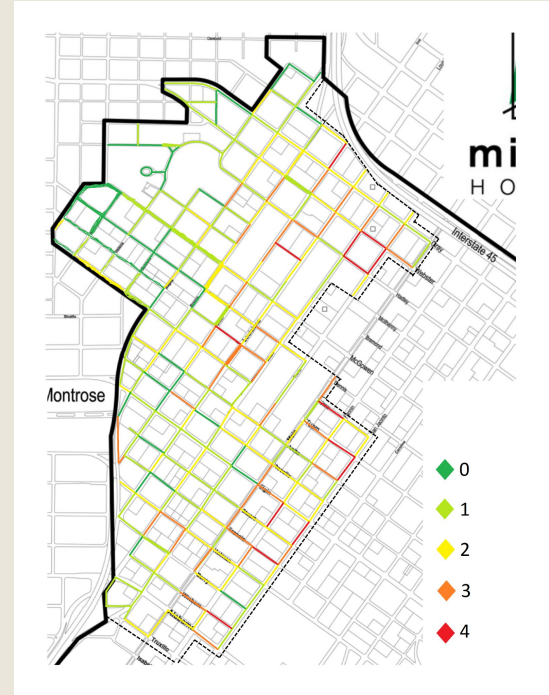
The Scale

We used a subjective 0-4 scale for volunteers to use

The Conclusions

Certain areas are responsible for more of the trash than others

DRAFT



THANKS!

This QR code leads to the data and scale.

CREDITS: This presentation template was created by [Slidesgo](#), including icons by [Flaticon](#), and infographics & images by [Freepik](#)



DRAFT



Central Division
33 Artesian Place
Houston, Texas 77002

Vagrant, Noise & Property Crime Reduction Initiative

Prepared by
C. J. Wall, Sergeant
Central Division

Submitted by
G. G. Wilson, Commander
Central Division

February 17, 2024

Purpose Statement

The Central Division is committed to working collaboratively with all community stakeholders to provide a safe environment for its constituents. Central Division's part of Midtown, which is part of 1A20's beat, is an area that is constantly evolving and growing in population. This area has attracted new residents and businesses which in turn brings in the criminal element. However, there is also a criminal element that is ever present due to the large transient community. The targeted area within 1A20's beat will be bordered by the Pierce Elevated to the north, Spur 527 and Us 59 to the south, Louisiana Street to the east, and Bagby Street to the west.

The goal of this initiative is to provide consistent police presence in the target areas to help reduce the prevalence of violent and property crime, and to address vagrant issues. We plan to consistently enforce all laws to create a sustained and unified response. By doing so, Central Division hopes to ultimately improve the quality of life for its constituents and reduce the fear of crime within the community.

Targeted Geographical Area

The focus of this initiative will be the Midtown part of 1A20's police patrol beat and surrounding districts if crime is traced back to those respective areas. Below is the geographical area which will be the focus of the initiative.

Operational Strategies and Tactics

Enforcement Component

The enforcement component will be a significant factor in impacting overall crime in and around the target area. Differential Response Team (DRT) will be tasked with this enforcement. Central DRT will use a hybrid of education and enforcement to combat crime within the Midtown area. The DRT unit will identify problem areas and saturate them with education (for instance, BMV report cards) and will address civility issues via city ordinances and municipal violations. This will include targeting public health nuisances and illegal encampments. Officers will identify burglaries and robberies doing follow up investigation to file charges. Convenience stores, service stations, and pharmacies will be monitored, and enforcement conducted for loitering and any other criminal activity.

Noise Enforcement Component

The noise enforcement component will impact quality of life for the residents in the targeted area. Central officers will use a proactive approach and use sound meters to monitor the decibel levels coming for all the bars and clubs, and any loud vehicles in the targeted area during peak times. Officers will also monitor parking issues and any other criminal activity in the targeted areas of Midtown.

Proposed Budget, Cost Analysis, and Accountability

The initiative will start upon approval and will operate for a total of eight (12) weeks. The cost has been broken down below:

Midtown Cost Initiative FY23-24

Week #1										
									Starting Balance	\$ 45,000.00
Hotspot Manpower Manpower Hourly Cost										
Classified	# of Officers/Sgts	OT Rate	# Hr	Cost	# OFC/Sgt Per Day	Daily Cost	# Days	Total Weekend		
DRT Sergeant	1	\$ 82.00	5	\$ 410.00	1	\$ 410.00	2	\$ 820.00		
DRT Officers	1	\$ 66.00	5	\$ 330.00	4	\$ 1,320.00	2	\$ 2,640.00		
Admin	1	\$ 69.05	2	\$ 138.10	1	\$ 138.10	1	\$ 138.10		
	0	\$ -	0	\$ -	0	\$ -	0	\$ -		
									Remaining Balance	\$ 41,401.90
Week #2										
Hotspot Manpower Manpower Hourly Cost					Hotspot Manpower Weekend Cost					
Classified	# of Officers/Sgts	OT Rate	# Hr	Cost	# OFC/Sgt Per Day	Daily Cost	# Days	Total Weekend		
DRT Sergeant	1	\$ 82.00	5	\$ 410.00	1	\$ 410.00	2	\$ 820.00		
DRT Officers	1	\$ 66.00	5	\$ 330.00	4	\$ 1,320.00	2	\$ 2,640.00		
Admin	1	\$ 69.05	2	\$ 138.10	1	\$ 138.10	1	\$ 138.10		
	0	\$ -	0	\$ -	0	\$ -	0	\$ -		
0										
									Remaining Balance	\$ 37,803.80
Week #3										
Hotspot Manpower Manpower Hourly Cost					Hotspot Manpower Weekend Cost					
Classified	# of Officers/Sgts	OT Rate	# Hr	Cost	# OFC/Sgt Per Day	Daily Cost	# Days	Total Weekend		
DRT Sergeant	1	\$ 82.00	5	\$ 410.00	1	\$ 410.00	2	\$ 820.00		
DRT Officers	1	\$ 66.00	5	\$ 330.00	4	\$ 1,320.00	2	\$ 2,640.00		
Admin	1	\$ 69.05	2	\$ 138.10	1	\$ 138.10	1	\$ 138.10		
	0	\$ -	0	\$ -	0	\$ -	0	\$ -		
									Remaining Balance	\$ 34,205.70
Week #4										
Hotspot Manpower Manpower Hourly Cost					Hotspot Manpower Weekend Cost					
Classified	# of Officers/Sgts	OT Rate	# Hr	Cost	# OFC/Sgt Per Day	Daily Cost	# Days	Total Weekend		
DRT Sergeant	1	\$ 82.00	5	\$ 410.00	1	\$ 410.00	2	\$ 820.00		
DRT Officers	1	\$ 66.00	5	\$ 330.00	4	\$ 1,320.00	2	\$ 2,640.00		
Admin	1	\$ 69.05	2	\$ 138.10	1	\$ 138.10	1	\$ 138.10		
	0	\$ -	0	\$ -	0	\$ -	0	\$ -		
									Remaining Balance	\$ 30,607.60
Week #5										
Hotspot Manpower Manpower Hourly Cost					Hotspot Manpower Weekend Cost					
Classified	# of Officers/Sgts	OT Rate	# Hr	Cost	# OFC/Sgt Per Day	Daily Cost	# Days	Total Weekend		
DRT Sergeant	1	\$ 82.00	5	\$ 410.00	1	\$ 410.00	2	\$ 820.00		
DRT Officers	1	\$ 66.00	5	\$ 330.00	4	\$ 1,320.00	2	\$ 2,640.00		
Admin	1	\$ 69.05	2	\$ 138.10	1	\$ 138.10	1	\$ 138.10		
	0	\$ -	0	\$ -	0	\$ -	0	\$ -		
									Ending Balance	\$ 26,960.50
Week #6										
Hotspot Manpower Manpower Hourly Cost					Hotspot Manpower Weekend Cost					
Classified	# of Officers/Sgts	OT Rate	# Hr	Cost	# OFC/Sgt Per Day	Daily Cost	# Days	Total Weekend		
DRT Sergeant	1	\$ 82.00	5	\$ 410.00	1	\$ 410.00	2	\$ 820.00		
DRT Officers	1	\$ 66.00	5	\$ 330.00	4	\$ 1,320.00	2	\$ 2,640.00		
Admin	1	\$ 69.05	2	\$ 138.10	1	\$ 138.10	1	\$ 138.10		
	0	\$ -	0	\$ -	0	\$ -	0	\$ -		
									Ending Balance	\$ 23,362.40

Week #7								
Hotspot Manpower Manpower Hourly Cost					Hotspot Manpower Weekend Cost			
Classified	# of Officers/Sgts	OT Rate	# Hr	Cost	# OFC/Sgt Per Day	Daily Cost	# Days	Total Weekend
DRT Sergeant	1	\$ 82.00	5	\$ 410.00	1	\$ 410.00	2	\$ 820.00
DRT Officers	1	\$ 66.00	5	\$ 330.00	4	\$ 1,320.00	2	\$ 2,640.00
Admin	1	\$ 69.05	2	\$ 138.10	1	\$ 138.10	1	\$ 138.10
	0	\$ -	0	\$ -	0	\$ -	0	\$ -
Ending Balance								\$ 19,764.30
Week #8								
Hotspot Manpower Manpower Hourly Cost					Hotspot Manpower Weekend Cost			
Classified	# of Officers/Sgts	OT Rate	# Hr	Cost	# OFC/Sgt Per Day	Daily Cost	# Days	Total Weekend
DRT Sergeant	1	\$ 82.00	5	\$ 410.00	1	\$ 410.00	2	\$ 820.00
DRT Officers	1	\$ 66.00	5	\$ 330.00	4	\$ 1,320.00	2	\$ 2,640.00
Admin	1	\$ 69.05	2	\$ 138.10	1	\$ 138.10	1	\$ 138.10
	0	\$ -	0	\$ -	0	\$ -	0	\$ -
Ending Balance								\$ 16,166.20
Week #9								
Hotspot Manpower Manpower Hourly Cost					Hotspot Manpower Weekend Cost			
Classified	# of Officers/Sgts	OT Rate	# Hr	Cost	# OFC/Sgt Per Day	Daily Cost	# Days	Total Weekend
DRT Sergeant	1	\$ 82.00	5	\$ 410.00	1	\$ 410.00	2	\$ 820.00
DRT Officers	1	\$ 66.00	5	\$ 330.00	4	\$ 1,320.00	2	\$ 2,640.00
Admin	1	\$ 69.05	2	\$ 138.10	1	\$ 138.10	1	\$ 138.10
	0	\$ -	0	\$ -	0	\$ -	0	\$ -
Ending Balance								\$ 12,519.10
Week #10								
Hotspot Manpower Manpower Hourly Cost					Hotspot Manpower Weekend Cost			
Classified	# of Officers/Sgts	OT Rate	# Hr	Cost	# OFC/Sgt Per Day	Daily Cost	# Days	Total Weekend
DRT Sergeant	1	\$ 82.00	5	\$ 410.00	1	\$ 410.00	2	\$ 820.00
DRT Officers	1	\$ 66.00	5	\$ 330.00	4	\$ 1,320.00	2	\$ 2,640.00
Admin	1	\$ 69.05	2	\$ 138.10	1	\$ 138.10	1	\$ 138.10
	0	\$ -	0	\$ -	0	\$ -	0	\$ -
Ending Balance								\$ 8,921.00
Week #11								
Hotspot Manpower Manpower Hourly Cost					Hotspot Manpower Weekend Cost			
Classified	# of Officers/Sgts	OT Rate	# Hr	Cost	# OFC/Sgt Per Day	Daily Cost	# Days	Total Weekend
DRT Sergeant	1	\$ 82.00	5	\$ 410.00	1	\$ 410.00	2	\$ 820.00
DRT Officers	1	\$ 66.00	5	\$ 330.00	4	\$ 1,320.00	2	\$ 2,640.00
Admin	1	\$ 69.05	2	\$ 138.10	1	\$ 138.10	1	\$ 138.10
	0	\$ -	0	\$ -	0	\$ -	0	\$ -
Ending Balance								\$ 5,322.90
Week #12								
Hotspot Manpower Manpower Hourly Cost					Hotspot Manpower Weekend Cost			
Classified	# of Officers/Sgts	OT Rate	# Hr	Cost	# OFC/Sgt Per Day	Daily Cost	# Days	Total Weekend
DRT Sergeant	1	\$ 82.00	5	\$ 410.00	1	\$ 410.00	2	\$ 820.00
DRT Officers	1	\$ 66.00	5	\$ 330.00	4	\$ 1,320.00	2	\$ 2,640.00
Admin	1	\$ 69.05	2	\$ 138.10	1	\$ 138.10	1	\$ 138.10
	0	\$ -	0	\$ -	0	\$ -	0	\$ -
Ending Balance								\$ 1,724.80

The total amount allotted for the initiative has not been released. This estimated total cost of labor for this proposal is **\$43,275.20**. An amount of \$1724.80, would be set aside for any unexpected overages.

Accountability

Each sergeant and officer will be expected to be pro-actively addressing civility and illegal activity during their respective shifts. Sergeants and officers working this overtime program will use a combination of problem-solving tactics, on-view investigations, traffic-stops, and citizen contacts as tools to prevent criminal activity within the targeted area. Visibility will be of major importance to not only deter crime, but to also show the community that we are diligently doing our part to keep the community safe.

Intended Results

The strategies listed within this initiative such as increased uniform presence during proactive policing, and crime prevention and awareness activities will have a positive impact on the crime rate and calls for service volume within Central Division area of Midtown.

The ultimate indicator of success for this initiative will be an increase in the level of satisfaction of the citizenry in this area regarding their quality of life and the reduced fear of crime and property loss.

DRAFT