

**CITY OF HOUSTON**  
OFFICE  
*of*  
**BUSINESS OPPORTUNITY**

FY2024: July 01, 2023 - March 31, 2024

**Minority, Women, and Small  
Business Enterprise Awards Report**

Appendices: DBE, ACDBE, HUB and LGBTBE Awards

Mayor John Whitmire  
Interim Director Cylenthia Hoyrd



## Table of Contents

<b><u>MWSBE Awards Summary</u></b>	3-5
<b><u>Citywide Summary</u></b>	
Citywide Dollars Awarded	6
Year to Date Participation Citywide	6
Citywide MWSBE Awards by Certification Type	7
Citywide MWSBE Awards by Vendor Type	7
Citywide MWSBE Awards by Ethnicity and Contract Type	7
Citywide MWSBE Awards by Ethnicity	7
Citywide MWSBE Awards by Industry Type	8
Utilization of Certified Vendors by Industry Type	8
Citywide Awards by Department	9
<b><u>MWSBE Awards by Department</u></b>	
<b>Administration Departments</b>	
Administration and Regulatory Affairs	11
Finance	12
Houston Information Technology Services	13
Human Resources	14
Legal Department	15
Mayor's Office	16
<b>Development and Maintenance Departments</b>	
Fleet Management Department	17
General Services Department	18
Houston Airport System	19
Houston Public Works	20
Planning & Development Department	21
Solid Waste Management Department	22
<b>Human and Cultural Services</b>	
Department of Neighborhoods	23
Housing & Community Development Department	24
Houston Health Department	25
Houston Parks and Recreation Department	26
Houston Public Library	27
<b>Public Safety Departments</b>	
Houston Fire Department	28
Houston Police Department	29
<b>Appendices</b>	
APPENDIX A: Citywide Exempt and Waiver Contracts	30-45
APPENDIX B: Contracts by Council District	46
APPENDIX C: Small procurements for Historically Underutilized Businesses (HUB)	47
APPENDIX D: Disadvantaged Business Enterprise (DBE) Contracts	48
APPENDIX E: Airport Concessions Disadvantaged Business Enterprise (ACDBE) Revenue	49
APPENDIX F: Lesbian, Gay, Bi-Sexual, Transgender Business Enterprises (LGBTBE)	50
APPENDIX G: Economic Impact Summary	51

## **Background**

The Office of Business Opportunity is committed to cultivating an inclusive and competitive economic environment in the City of Houston by promoting the success of small businesses and developing Houston's workforce, with a special emphasis on historically underutilized businesses and disenfranchised individuals.

In compliance with Chapter 15, Article V of the City Code of Ordinances, this report details the progress city departments have made towards attaining the utilization goals established for the City's MWSBE program. In addition, for the purpose of reporting the awards to certified firms on all city-related contracts, this report includes the dollars amounts awarded to all certified firms including Disadvantaged Business Enterprises (DBE), Airport Concession Disadvantaged Business Enterprises (ACDBE), Historically Underutilized Businesses (HUB) and Lesbian, Gay, Bisexual and Transgender Business Enterprises (LGBTBE). This data can be found in the appendices.

## **MWSBE Awards Summary**

For fiscal year 2024, from Jul 01, 2023 - Mar 31, 2024, the City of Houston awarded a total of \$1,965,580,424 to firms on construction, professional services, and goods & services agreements, with \$449,119,969 awarded to certified minority, women, and small, business enterprises (MWSBE) firms. Of that, \$140,005,345 were exempt contracts, \$507,517,865 were contracts with waivers, and \$4,799,867 were non-goal-oriented contracts. Therefore, the total dollar amount awarded on goal-oriented contracts was \$1,313,257,347, of which \$376,315,514 was awarded to certified MWSBE firms, yielding an average utilization rate of 28.7%.

When analyzing participation of MWSBE firms on **goal-oriented** contracts by **ethnicity**, Hispanic-owned businesses received the largest share-\$134,962,108 or 35.9% of the total amount awarded to certified firms. Black-owned businesses came in second, \$87,976,368 award or 23.4%of dollars awarded. Other-owned firms came in third with \$71,699,266 or 19.1%. Asian- owned firms were fourth with \$44,652,394 or 11.9%. Caucasian Women-owned firms were fifth with \$34,672,228 or 9.2%. Non-minority Male-owned firms were six with \$2,093,062 or 0.6%. Awards to certified firms each on these contracts totaled 1381 with the following breakdown: Hispanic:386, Black:355, Asian:232, Caucasian Women:206, Non-minority Male:117, Other:54.

When analyzed by **industry**, MWSBE certified firms on **goal-oriented** construction contracts were awarded \$170,435,786, which is 29.6% of the total amount of \$576,654,887 awarded in all city-related construction projects. A total of \$106,227,053 was awarded to certified firms on professional services contracts out of 37.7% of all professional services contracts awarded citywide, A total of \$99,652,675 was awarded to certified firms on goods & services projects, which is 21.9% of \$455,036,609 awarded to all goods & services projects citywide.

## **Summary of Exempt and Contracts with Waivers**

As stated above, \$140,005,345 were exempt contracts. The remaining \$507,517,865 include contracts that are subject for approval by OBO for a goal waiver due to sole source, non-divisibility, cooperative purchasing agreements, DIR, HGAC, no certified firms available, etc. Please see Appendix A for more details.

---

## **Certification Types**

**Minority Business Enterprise (MBE)** certification applies to firms owned and operated by minorities. MBE goals may be applied to any locally funded contract type.

**Women Business Enterprise (WBE)** certification applies to firms owned and operated by females. As of July 1, 2013, pursuant to amendments to Chapter 15, Article V of the City Code of Ordinances, WBEs have been reinstated on construction contracts, therefore, WBE goals are now applied to any locally funded contract types.

**Small Business Enterprise (SBE)** certification is race and gender neutral, and applies only to eligible firms in the construction industry. SBEs can be used, up to 4%, to meet contract specific subcontracting MWBE goals on construction related contracts.

**Persons with Disabilities Business Enterprise (PDBE)** certification applies to eligible firms owned and operated by a disabled veteran or individuals with an existing medically determined physical or mental impairment of a chronic or permanent character. PDBE utilization may be used to augment citywide goals set by City Council. Most PDBEs have multiple certification types. At the time that a contract is awarded, the prime contractor determines which certification type will be utilized. In most cases, PDBEs are utilized as an MBE or SBE.

**Disadvantaged Business Enterprise (DBE)** certification is a federal certification and applies to firms owned and operated by economically disadvantaged individuals. DBE goals apply only to U.S. Department of Transportation contracts that receive Federal financial assistance.

**Airport Concessionaire Disadvantaged Business Enterprise (ACDBE)** certification applies to airport concessions only. Contracts awarded to these certified firms are reported separately in the appendices.

**Historically Underutilized Businesses (HUB)** certification based on ethnicity, U.S. Citizenship, Texas residency and principal place of business in the State of Texas. See attached Appendix.

**Lesbian, Gay, Bisexual, Transgender, Business Enterprises (LGBTBE)** certified by the National LGBT Chamber of Commerce to promote economic growth and contracting opportunities. See Appendix.

## **Goal Oriented Contracts**

The following are the types of goal-oriented contracts and their annual citywide goals set by City Council. These projects are goal-oriented, which requires MWSBE utilization.

- **Construction** contracts are related to construction projects above \$1M. The citywide goal for construction contracts is 34%.
- **Professional Services** contracts (also known as Regulated contracts) require a professional license e.g. architect, engineer, attorney, or accountant etc. The citywide goal for professional services contracts is 24%.
- **Goods & Services\*** contracts provide for the supply of goods and non-personal or nonprofessional services above \$100K. The citywide goal for goods & services contracts is 11%.

The following are subcategories under goods & services contracts. These are non-goal-oriented contract types and do not have citywide goals set by City Council. Note: the utilization of certified vendors on purchase orders and Pcards augments the citywide goal achievement percentage. Purchase orders and Pcard purchases are included in the "goods & services total" in this report.

- **Purchase orders:** direct orders for various purchases made from vendors.
- **PCard purchases:** direct purchases from vendors using City of Houston purchasing cards

**Contracts with Waivers\*\*** are contracts that don't have a goal per Chapter 15, Article V, Section 15-83, these contracts must be reviewed and approved by the Office of Business Opportunity (OBO). The following reflect the most frequent circumstances under which OBO may approve a request to waive a contract goal:

- **Emergency Contracts** - A public or administrative emergency exists which requires the goods or services being procured to be provided with unusual immediacy.
- **Specialized Contract** - If goods and services being procured are specialized, technical or of a unique nature as to require the contracting department to select its contractor without application of a goal.
- **Economic Burden or Risk** - If requiring a goal would impose an unwarranted economic burden or risk on the City or unduly delay acquisition of the goods or services, or is not in the best interest of the City.
- **No MWSBEs Available** - There are no MWSBEs available in the market to perform the work required in the contract or who possess the specialized license or certification required to do the work.
- **Non Divisible** - The contract cannot be divided to include the use of subcontractors.
- **Sole Source** - Contracts awarded to meet a need that can only be supplied from a firm that provides specialized and/or unique products or services.
- **Direct shipment** - Contracts where the goods are directly shipped to the customer.
- **Minimal MWSBEs Available** - The level of MWSBE availability would produce minimal MWSBE participation.

*\* As per the recommendation of Strategic Purchasing Division, 'Purchasing' Contracts will be referred to as 'Goods & Services'. The Report has been edited to reflect this change.*

*\*\*Departments are required to request a 0% goal from OBO, however, in some cases a department has requested a 0% goal directly from City Council.*

**Non-Goal-Oriented Contracts** – Construction contracts \$1,000,000 or less and Goods & Services contracts \$100,000 or less. These are contracts that do not require certified firms or a review from the Office of Business Opportunity.

**Citywide Dollars Awarded**

	A	B	C=A+B	D=B/C
Contract Type	Non MWSBE Amount	MWSBE Amount	Total Amount Awarded	MWSBE %
Construction	\$406,219,101	\$170,435,786	\$576,654,887	29.6%
Professional Services	\$175,338,797	\$106,227,053	\$281,565,850	37.7%
Goods & Services	\$355,383,934	\$99,652,675	\$455,036,609	21.9%
<b>Total</b>	<b>\$936,941,833</b>	<b>\$376,315,514</b>	<b>\$1,313,257,347</b>	<b>28.7%</b>
Exempt Contracts	\$135,005,410	\$4,999,935	\$140,005,345	3.6%
Waiver Contracts	\$440,914,248	\$66,603,617	\$507,517,865	13.1%
Non-Goal-Oriented	\$3,598,963	\$1,200,903	\$4,799,867	25.0%
<b>Grand Total</b>	<b>\$1,516,460,454</b>	<b>\$449,119,969</b>	<b>\$1,965,580,424</b>	<b>22.8%</b>

- A. Non MWSBE Amount-Dollars awarded to non-certified firms on contract and non-contract projects. Non-certified prime contractors and non-certified subcontractors are both utilized on projects, therefore this category includes prime and subcontractors.  
 B. MWSBE Amount - Dollars awarded to certified MWSBE firms on contract and non-contract projects. Certified MWSBEs can serve as both prime and subcontractors, therefore prime and subcontractors are both included in this category.  
 C. Total Amount Awarded - Total contract and non-contract dollars awarded to certified and non-certified firms.  
 D. MWSBE % - Percentage of the amount awarded to certified firms compared to the total amount awarded to certified and non-certified firms.

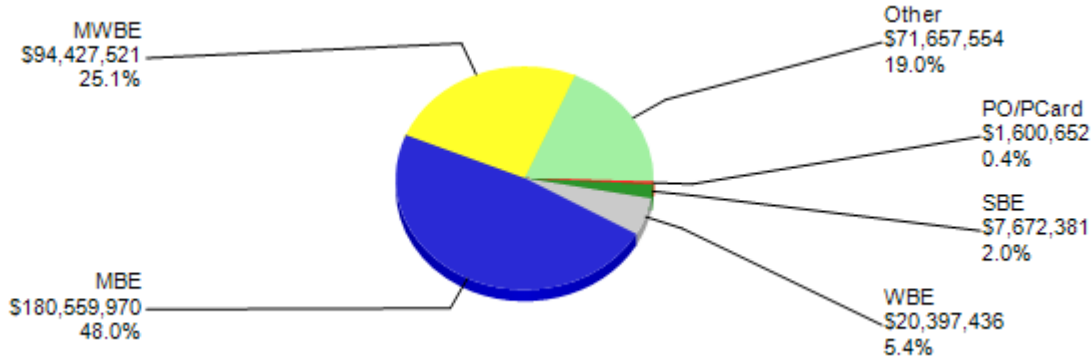
**Year to Date Participation Citywide**

Contract Area	July 2023 - March 2024		
	Total	MWSBE	%
Construction -		\$19,663	0.0%
Construction - MBE		\$86,181,791	14.9%
Construction - MWBE		\$0	0.0%
Construction - SBE		\$7,672,381	1.3%
Construction - WBE		\$18,864,287	3.3%
Construction - Other		\$57,697,664	10.0%
<b>Construction Total</b>	<b>\$576,654,887</b>	<b>\$170,435,786</b>	<b>29.6%</b>
Professional Services - MBE		\$54,451,858	19.3%
Professional Services - MWBE		\$37,340,403	13.3%
Professional Services - WBE		\$1,122,082	0.4%
Professional Services - Other		\$13,312,711	4.7%
<b>Professional Services Total</b>	<b>\$281,565,850</b>	<b>\$106,227,053</b>	<b>37.7%</b>
Goods & Services - MBE		\$39,926,322	9.1%
Goods & Services - MWBE		\$57,087,118	13.0%
Goods & Services - WBE		\$411,067	0.1%
Goods & Services - Other		\$627,516	0.1%
Total Goods & Services Contracts	\$438,184,912	\$98,052,023	22.4%
Purchase Orders	\$16,851,696	\$1,600,652	9.5%
<b>Goods &amp; Services Total</b>	<b>\$455,036,609</b>	<b>\$99,652,675</b>	<b>21.9%</b>
<b>Total without Exempt Purchases</b>	<b>\$1,313,257,347</b>	<b>\$376,315,514</b>	<b>28.7%</b>
Exempt Contracts	\$140,005,345	\$4,999,935	3.6%
Waiver Contracts	\$507,517,865	\$66,603,617	13.1%
Non-Goal-Oriented	\$4,799,867	\$1,200,903	25.0%
<b>Total with Exempt Purchases</b>	<b>\$1,965,580,424</b>	<b>\$449,119,969</b>	<b>22.8%</b>

- MWBE certification type was introduced to represent subcontractors whose use as an MBE or WBE was undetermined at the time the contract was awarded.
- Purchase orders and Pcards have multiple certification types which do not require a designation at the time of purchase.
- "Other" references contracts for which goals were set but the goal-credit certified firms were not identified at award time. These contracts include revenue contracts, on-call, design-build, emergency, etc.



**Citywide MWSBE Awards by Certification Type**



\* PO/PCards do not require that certification type be designated at the time of purchase

**Citywide MWSBE Awards by Vendor Type**

Vendor Type	A		B	C=A/Grand Total
	Non MWSBE	MWSBE	Total Award	Percent (%)
Prime	\$896,684,265	\$138,224,554	\$1,034,908,819	10.5%
Prime Self Performing	\$0	\$8,887,412	\$8,887,412	0.7%
Subcontractor	\$25,006,523	\$227,602,896	\$252,609,419	17.3%
PO/PCard	\$15,251,045	\$1,600,652	\$16,851,696	0.1%
<b>Grand Total</b>	<b>\$936,941,833</b>	<b>\$376,315,514</b>	<b>\$1,313,257,347</b>	<b>28.7%</b>

\* PO/PCards do not require the vendor type designated.

**Citywide MWSBE Awards by Ethnicity and Contract Type**

Contract Type	Asian	Black	Caucasian Women	Hispanic	Native American	Non-minority Male	Other	Total
Construction	\$10,235,326	\$28,334,757	\$7,346,858	\$64,460,331	\$436,294	\$1,924,556	\$57,697,664	\$170,435,786
Professional Services	\$23,439,775	\$35,545,170	\$8,720,377	\$25,771,671	(\$579,891)	\$17,240	\$13,312,711	\$106,227,053
Goods & Services	\$10,977,293	\$24,096,441	\$18,604,993	\$44,730,107	\$375,000	\$151,265	\$717,576	\$99,652,675
<b>Grand Total</b>	<b>\$44,652,394</b>	<b>\$87,976,368</b>	<b>\$34,672,228</b>	<b>\$134,962,108</b>	<b>\$231,403</b>	<b>\$2,093,062</b>	<b>\$71,727,951</b>	<b>\$376,315,514</b>

**Citywide MWSBE Awards by Ethnicity**

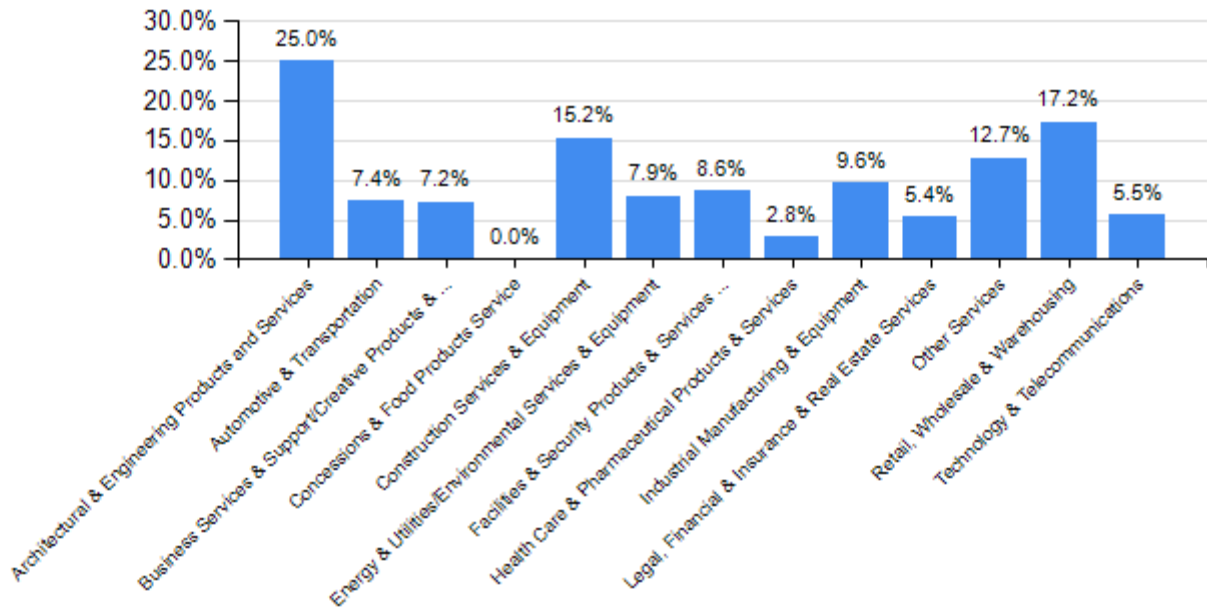
	Asian	Black	Caucasian Women	Hispanic	Native American	Non-minority Male	Other	Total
Count of Amount	232	355	206	386	27	117	58	1381
Sum of Amount	\$44,652,394	\$87,976,368	\$34,672,228	\$134,962,108	\$231,403	\$2,093,062	\$71,727,951	\$376,315,514
Percentage	11.9%	23.4%	9.2%	35.9%	0.1%	0.6%	19.1%	100.0%

\* The count in each chart represents the number of prime and subcontractors awards. The percentage represents the portion of dollars awarded to certified firms compared to the total dollar amount awarded to all certified firms.

Citywide MWSBE Awards by Industry Type

Industry Type	A	B	C = B/A	D	E=D/B
Industry Type	Number of Certified Firms (1)	Number of Certified Firms Used	Percentage of Utilization	Amount(2)	Average per Vendor
Architectural & Engineering Products and Services	348	87	25.0%	\$33,093,086	\$380,380
Automotive & Transportation	217	16	7.4%	\$7,190,136	\$449,384
Business Services & Support/Creative Products & Services	857	62	7.2%	\$22,861,945	\$368,741
Concessions & Food Products Service	88	0	0.0%	\$0	\$0
Construction Services & Equipment	1483	226	15.2%	\$123,076,152	\$544,585
Energy & Utilities/Environmental Services & Equipment	164	13	7.9%	\$8,704,225	\$669,556
Facilities & Security Products & Services (Janitorial/Security/HVAC)	440	38	8.6%	\$24,772,248	\$651,901
Health Care & Pharmaceutical Products & Services	145	4	2.8%	\$4,658,913	\$1,164,728
Industrial Manufacturing & Equipment	73	7	9.6%	\$752,700	\$107,529
Legal, Financial & Insurance & Real Estate Services	260	14	5.4%	\$3,455,980	\$246,856
Other Services	299	38	12.7%	\$83,650,296	\$2,201,324
Retail, Wholesale & Warehousing	203	35	17.2%	\$13,883,222	\$396,663
Technology & Telecommunications	272	15	5.5%	\$50,216,612	\$3,347,774
<b>Grand Total</b>	<b>4849</b>	<b>555</b>	<b>11.4%</b>	<b>\$376,315,514</b>	<b>\$678,046</b>

Utilization of Certified Vendors by Industry Type



(1) At the end of the Fiscal Year there were a total 5142 certified firms however this includes ACDBE, DBE, LGBTBE and HUB businesses which are not applicable to the MWSBE program. The total of 4849 only includes the total MBE, WBE, SBE and PDBE certified firms which are applicable to this program



**Citywide Summary  
FY2024:  
Jul 01, 2023 - Mar 31, 2024**

FY2024 MWSBE Awards by Department <sup>1</sup>							
Department/Division <sup>2</sup>	Non MWSBE		MWSBE		Total Award		
	A		B		C=A+B		D=B/C
	Count	Amount	Count	Amount	Count	Total	Current Percentage
Administration and Regulatory Affairs	111	\$1,255,783	10	\$604,183	121	\$1,859,967	32.5%
City Controller's Office *	5	\$58,493			5	\$58,493	
City Council *	1	\$24,750			1	\$24,750	
Department of Neighborhoods *	5	\$57,009			5	\$57,009	
Finance Department	32	\$867,236	16	\$961,347	48	\$1,828,583	52.6%
Fleet Management Department	678	\$4,638,624	32	\$4,520,651	710	\$9,159,275	49.4%
General Services Department	60	\$100,339,433	88	\$34,311,945	148	\$134,651,378	25.5%
Housing and Community Development Department	294	\$38,915,235	126	\$10,263,546	420	\$49,178,781	20.9%
Houston Airport System	679	\$351,528,173	396	\$97,067,027	1,075	\$448,595,200	21.6%
Houston Emergency Center *	3	\$35,900			3	\$35,900	
Houston Fire Department	99	\$473,753	7	\$59,547	106	\$533,300	11.2%
Houston Health Department	114	\$4,084,230	20	\$890,084	134	\$4,974,315	17.9%
Houston Information Technology Services	12	\$38,899,804	9	\$33,973,828	21	\$72,873,633	46.6%
Houston Parks and Recreation Department	99	\$2,417,132	10	\$400,866	109	\$2,817,997	14.2%
Houston Police Department	161	\$21,037,615	5	\$3,591,473	166	\$24,629,087	14.6%
Houston Public Library	137	\$2,147,719	10	\$389,586	147	\$2,537,305	15.4%
Houston Public Works	593	\$364,042,086	621	\$186,019,226	1,214	\$550,061,312	33.8%
Human Resources	42	\$1,844,913	14	\$339,425	56	\$2,184,337	15.5%
Legal Department	10	\$2,642,125	11	\$2,804,440	21	\$5,446,565	51.5%
Mayor's Office	22	\$271,023	1	\$15,000	23	\$286,023	5.2%
Municipal Courts Department	16	\$161,154	2	\$81,750	18	\$242,904	33.7%
Office of Business Opportunity *	2	\$34,200			2	\$34,200	
Planning & Development Department	6	\$83,358	1	\$2,000	7	\$85,358	2.3%
Solid Waste Management Department	19	\$1,082,085	2	\$19,590	21	\$1,101,675	1.8%
<b>Total</b>	<b>3,200</b>	<b>\$936,941,833</b>	<b>1,381</b>	<b>\$376,315,514</b>	<b>4,581</b>	<b>\$1,313,257,347</b>	<b>28.7%</b>

\* Departments denoted with an asterisk only include expenditures for purchase orders and Pcards, which are not goal-oriented and do not require certified firms on each purchase. However, certified firms that were utilized on purchase orders and Pcards are counted toward the goods & services goal.

- (1) Excludes Exempt and non-goal-oriented contracts
- (2) The amounts for strategic Purchasing and City of Houston reflect contracts and non-contracts processed for multiple departments and cannot be applied to the certified vendor awards for one department only.
- (3) Finance Department figures include General Government and Strategic Procurement Division transactions as well.

## **Table of Contents**

### **MWSBE Awards by Department**

#### **Administration Departments**

Administration and Regulatory Affairs  
Finance Department  
Houston Information Technology Services  
Human Resources  
Legal Department  
Mayor's Office

#### **Public Safety Departments**

Houston Fire Department  
Houston Police Department  
Municipal Courts Department

#### **Development and Maintenance Departments**

Fleet Management Department  
General Services Department  
Houston Airport System  
Houston Public Works  
Planning & Development Department  
Solid Waste Management Department

#### **Human and Cultural Services**

Housing and Community Development Department  
Houston Health Department  
Houston Parks and Recreation Department  
Houston Public Library

Administration and Regulatory Affairs

Details by Department

7/1/2023-3/31/2024

The Administration and Regulatory Affairs Department (ARA) provides efficient and logical solutions to administrative and regulatory challenges. The department oversees Parking, Operations/3-1-1, Payroll, Administrative Services, BARC (the City's Animal Shelter and Adoption Facility), Transportation and Insurance Management.

Year to date in As of Mar 31, 2024, Fiscal Year 2024, ARA awarded \$30,268,717, of which \$695,623 was awarded to certified firms, accounting for 2.3% utilization over all awards. However, from this amount, \$28,408,751 was either exempt from MWBE goals, granted a waiver, or non goal-oriented. From the remaining \$1,859,967, the department registered 32.5% utilization by awarding a total of \$604,183 to certified firms.

FY2024 Dollars Awarded

	A	B	C=A+B	D=B/C
Contract Type1	Non MWSBE Amount	MWSBE Amount	Total Amount Awarded	MWSBE %
Construction	\$0	\$0	\$0	0.0%
Professional Services	\$607,084	\$202,361	\$809,445	25.0%
Goods & Services	\$648,699	\$401,822	\$1,050,522	38.2%
<b>Total</b>	<b>\$1,255,783</b>	<b>\$604,183</b>	<b>\$1,859,967</b>	<b>32.5%</b>
Exempt Contracts	\$26,033,728	\$0	\$26,033,728	0.0%
Waiver Contracts	\$2,270,007	\$91,440	\$2,361,447	3.9%
Non-Goal-Oriented	\$13,576	\$0	\$13,576	0.0%
<b>Grand Total</b>	<b>\$29,573,094</b>	<b>\$695,623</b>	<b>\$30,268,717</b>	<b>2.3%</b>

FY2024 MWSBE Awards by Vendor Type

	A	B	C=A/Grand Total	
Vendor Type	Non MWSBE	MWSBE	Total Award	Percent (%)
Prime	\$607,084	\$352,309	\$959,393	18.9%
SubContractor		\$245,905	\$245,905	13.2%
PO/PCard	\$648,699	\$5,969	\$654,669	0.3%
<b>Total Award</b>	<b>\$1,255,783</b>	<b>\$604,183</b>	<b>\$1,859,967</b>	<b>32.5%</b>

\* PO/Pcards do not require the vendor type designated.

Awards by Certification Type



\* PO/Pcards do not require that certification type be designated at the time of purchase

FY2024 MWSBE Awards by Ethnicity

	Black	Caucasian Women	Hispanic	Total
Count of Amount	2	2	6	10
Sum of Amount	\$205,108	\$3,223	\$395,853	\$604,183
Percentage	33.9%	0.5%	65.5%	100.0%

\* The count in each chart represents the number of awards. The percentage represents the portion of dollars awarded to certified firms compared to the total dollar amount awarded to all certified firms.

Finance Department  
**Details by Department**  
**7/1/2023-3/31/2024**

The Finance Department's (FIN) mission is to safeguard the fiscal integrity of the City, and enable City stakeholders to do the same. We will do this by sustaining and growing a dynamic organization filled with strong people that use rigorous policies, processes, and systems. Strategic Purchasing (SPD) and General Government (GG) transactions are included in the summary below.

Year to date in As of Mar 31, 2024, Fiscal Year 2024, FIN awarded \$18,738,405, of which \$8,481,645 was awarded to certified firms, accounting for 45.3% utilization over all awards. However, from this amount, \$17,405,822 was either exempt from MWBE goals, granted a waiver, or non goal-oriented. From the remaining \$1,332,583, the department registered 65.1% utilization by awarding a total of \$867,107 to certified firms.

**FY2024 Dollars Awarded**

	A	B	C=A+B	D=B/C
Contract Type1	Non MWSBE Amount	MWSBE Amount	Total Amount Awarded	MWSBE %
Construction	\$0	\$0	\$0	0.0%
Professional Services	\$0	\$517,349	\$517,349	100.0%
Goods & Services Total	\$366,076	\$288,688	\$654,764	44.1%
Goods & Services Total (GG)	\$99,400	\$61,070	\$160,470	38.1%
Total	\$465,476	\$867,107	\$1,332,583	65.1%
Exempt Contracts	\$1,194,576	\$375,000	\$1,569,576	23.9%
Waiver Contracts	\$8,596,708	\$7,239,538	\$15,836,246	45.7%
Non-Goal-Oriented	\$0	\$0	\$0	0.0%
Grand Total	\$10,256,761	\$8,481,645	\$18,738,405	45.3%

**FY2024 MWSBE Awards by Vendor Type**

	A	B	C=A/Grand Total
Vendor Type	Non MWSBE	MWSBE	Total Award
Prime	\$401,760	\$615,626	\$1,017,386
SubContractor		\$218,942	\$218,942
PO/PCard	\$465,476	\$126,779	\$592,255
Total Award	\$867,236	\$961,347	\$1,828,583

\* PO/Pcards do not require the vendor type designated.

**Awards by Certification Type**



\* PO/Pcards do not require that certification type be designated at the time of purchase

**FY2024 MWSBE Awards by Ethnicity**

	Asian	Black	Caucasian Women	Hispanic	Total
Count of Amount	1	13	1	1	16
Sum of Amount	\$12,393	\$895,638	\$21,237	\$32,079	\$961,347
Percentage	1.5%	91.8%	2.6%	4.0%	119.3%

\* The count in each chart represents the number of awards. The percentage represents the portion of dollars awarded to certified firms compared to the total dollar amount awarded to all certified firms.

Houston Information Technology Services

Details by Department

7/1/2023-3/31/2024

Houston Information Technology Services' (HITS) mission is to provide solutions that serve, protect, and enlighten the residents and visitors of Houston by being a catalyst that transforms Houston into a digital city for all. The department's Strategic Plan includes focus on optimizing City operations, improved data-driven decision making, improved access to citizen services, and to inspire & empower employees.

Year to date in As of Mar 31, 2024, Fiscal Year 2024, HITS awarded \$94,037,589, of which \$44,020,160 was awarded to certified firms, accounting for 46.8% utilization over all awards. However, from this amount, \$21,163,957 was either exempt from MWBE goals, granted a waiver, or non goal-oriented. From the remaining \$72,873,633, the department registered 46.6% utilization by awarding a total of \$33,973,828 to certified firms.

FY2024 Dollars Awarded

	A	B	C=A+B	D=B/C
Contract Type1	Non MWSBE Amount	MWSBE Amount	Total Amount Awarded	MWSBE %
Construction	\$0	\$0	\$0	0.0%
Professional Services	\$7,775,211	\$585,231	\$8,360,442	7.0%
Goods & Services	\$31,124,594	\$33,388,597	\$64,513,191	51.8%
<b>Total</b>	<b>\$38,899,804</b>	<b>\$33,973,828</b>	<b>\$72,873,633</b>	<b>46.6%</b>
Exempt Contracts	\$2,354,000	\$0	\$2,354,000	0.0%
Waiver Contracts	\$8,763,625	\$10,046,332	\$18,809,957	53.4%
Non-Goal-Oriented	\$0	\$0	\$0	0.0%
<b>Grand Total</b>	<b>\$50,017,429</b>	<b>\$44,020,160</b>	<b>\$94,037,589</b>	<b>46.8%</b>

FY2024 MWSBE Awards by Vendor Type

	A	B	C=A/Grand Total	
Vendor Type	Non MWSBE	MWSBE	Total Award	Percent (%)
Prime	\$38,767,989	\$22,612,983	\$61,380,972	31.0%
Prime Self Performing		\$1,541,794	\$1,541,794	2.1%
SubContractor		\$9,722,811	\$9,722,811	13.3%
PO/PCard	\$131,815	\$96,240	\$228,055	0.1%
<b>Total Award</b>	<b>\$38,899,804</b>	<b>\$33,973,828</b>	<b>\$72,873,633</b>	<b>46.6%</b>

\* PO/Pcards do not require the vendor type designated.

Awards by Certification Type



\* PO/Pcards do not require that certification type be designated at the time of purchase

FY2024 MWSBE Awards by Ethnicity

	Asian	Black	Hispanic	Total
Count of Amount	4	3	2	9
Sum of Amount	\$8,157,957	\$1,661,094	\$24,154,777	\$33,973,828
Percentage	24.0%	4.9%	71.1%	100.0%

\* The count in each chart represents the number of awards. The percentage represents the portion of dollars awarded to certified firms compared to the total dollar amount awarded to all certified firms.

Human Resources  
**Details by Department**  
**7/1/2023-3/31/2024**

The Human Resources Department (HR) is committed to the recruitment, retention and development of a highly diverse workforce, serving more than 21,000 city employees across 25 city departments. HR manages services for Safety and Risk Management, Workers' Compensation, Benefits Administration, Talent Management, Strategic Planning and Citywide Corporate Training.

Year to date in As of Mar 31, 2024, Fiscal Year 2024, HR awarded \$2,184,338, of which \$339,425 was awarded to certified firms, accounting for 15.5% utilization over all awards. However, from this amount, \$0 was either exempt from MWBE goals, granted a waiver, or non goal-oriented. From the remaining \$2,184,337, the department registered 15.5% utilization by awarding a total of \$339,425 to certified firms.

**FY2024 Dollars Awarded**

	A	B	C=A+B	D=B/C
Contract Type <sup>1</sup>	Non MWSBE Amount	MWSBE Amount	Total Amount Awarded	MWSBE %
Construction	\$0	\$0	\$0	0.0%
Professional Services	\$0	\$0	\$0	0.0%
Goods & Services	\$1,844,913	\$339,425	\$2,184,337	15.5%
<b>Total</b>	<b>\$1,844,913</b>	<b>\$339,425</b>	<b>\$2,184,337</b>	<b>15.5%</b>
Exempt Contracts	\$0	\$0	\$0	0.0%
Waiver Contracts	\$0	\$0	\$0	0.0%
Non-Goal-Oriented	\$0	\$0	\$0	0.0%
<b>Grand Total</b>	<b>\$1,844,913</b>	<b>\$339,425</b>	<b>\$2,184,338</b>	<b>15.5%</b>

**FY2024 MWSBE Awards by Vendor Type**

	A	B	C=A/Grand Total
Vendor Type	Non MWSBE	MWSBE	Total Award
Prime	\$1,491,943		\$1,491,943
SubContractor		\$203,447	\$203,447
PO/PCard	\$352,969	\$135,978	\$488,947
<b>Total Award</b>	<b>\$1,844,913</b>	<b>\$339,425</b>	<b>\$2,184,337</b>

\* PO/Pcards do not require the vendor type designated.

**Awards by Certification Type**



\* PO/Pcards do not require that certification type be designated at the time of purchase

**FY2024 MWSBE Awards by Ethnicity**

	Asian	Black	Caucasian	Caucasian Women	Hispanic	Non-minority Male	Total
Count of Amount	3	4	1	1	4	1	14
Sum of Amount	\$78,891	\$111,300	\$2,470	\$1,298	\$144,307	\$1,159	\$339,425
Percentage	23.2%	32.8%	0.7%	0.4%	42.5%	0.3%	100.0%

\* The count in each chart represents the number of awards. The percentage represents the portion of dollars awarded to certified firms compared to the total dollar amount awarded to all certified firms.



Legal Department  
**Details by Department**  
**7/1/2023-3/31/2024**

The Legal Department (LGL) strives to provide the highest quality municipal legal services to the City, its elected and appointed officials, and its employees in the most efficient manner feasible.

Year to date in As of Mar 31, 2024, Fiscal Year 2024, LGL awarded \$5,596,565, of which \$2,804,440 was awarded to certified firms, accounting for 50.1% utilization over all awards. However, from this amount, \$150,000 was either exempt from MWBE goals, granted a waiver, or non goal-oriented. From the remaining \$5,446,565, the department registered 51.5% utilization by awarding a total of \$2,804,440 to certified firms.

**FY2024 Dollars Awarded**

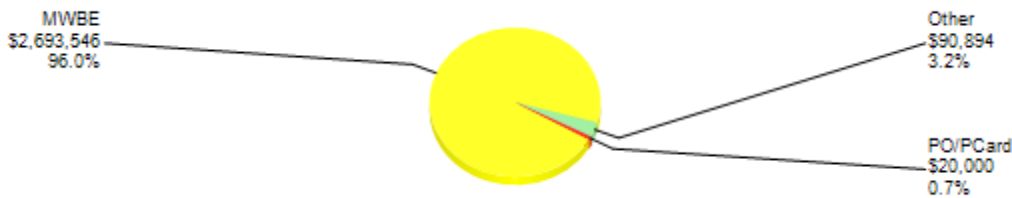
Contract Type1	A	B	C=A+B	D=B/C
	Non MWSBE Amount	MWSBE Amount	Total Amount Awarded	MWSBE %
Construction	\$0	\$0	\$0	0.0%
Professional Services	\$2,609,060	\$2,784,440	\$5,393,500	51.6%
Goods & Services	\$33,065	\$20,000	\$53,065	37.7%
<b>Total</b>	<b>\$2,642,125</b>	<b>\$2,804,440</b>	<b>\$5,446,565</b>	<b>51.5%</b>
Exempt Contracts	\$150,000	\$0	\$150,000	0.0%
Waiver Contracts	\$0	\$0	\$0	0.0%
Non-Goal-Oriented	\$0	\$0	\$0	0.0%
<b>Grand Total</b>	<b>\$2,792,125</b>	<b>\$2,804,440</b>	<b>\$5,596,565</b>	<b>50.1%</b>

**FY2024 MWSBE Awards by Vendor Type**

Vendor Type	A	B	C=A/Grand Total	
	Non MWSBE	MWSBE	Total Award	Percent (%)
Prime	\$2,609,060	\$1,760,000	\$4,369,060	32.3%
Prime Self Performing		\$240,000	\$240,000	4.4%
SubContractor		\$784,440	\$784,440	14.4%
PO/PCard	\$33,065	\$20,000	\$53,065	0.4%
<b>Total Award</b>	<b>\$2,642,125</b>	<b>\$2,804,440</b>	<b>\$5,446,565</b>	<b>51.5%</b>

\* PO/PCards do not require the vendor type designated.

**Awards by Certification Type**



\* PO/PCards do not require that certification type be designated at the time of purchase

**FY2024 MWSBE Awards by Ethnicity**

	Asian	Black	Other	Total
Count of Amount	3	6	2	11
Sum of Amount	\$2,000,000	\$713,546	\$90,894	\$2,804,440
Percentage	71.3%	25.4%	3.2%	100.0%

\* The count in each chart represents the number of awards. The percentage represents the portion of dollars awarded to certified firms compared to the total dollar amount awarded to all certified firms.

Mayor's Office  
**Details by Department**  
**7/1/2023-3/31/2024**

The Mayor's Office (MYR) is responsible for the general management of the City and for seeing that laws and ordinances are enforced. Divisions of the Mayor's Office include, but are not limited to, CitizensNet, Crime Victims Assistance, Cultural Affairs, Economic Development, Green Houston, HTV (Municipal Channel), Intergovernmental Relations, International Trade and Development, Public Safety and Homeland Security, and Special Events.

Year to date in As of Mar 31, 2024, Fiscal Year 2024, MYR awarded \$9,107,144, of which \$15,000 was awarded to certified firms, accounting for 0.2% utilization over all awards. However, from this amount, \$8,821,122 was either exempt from MWBE goals, granted a waiver, or non goal-oriented. From the remaining \$286,023, the department registered 5.2% utilization by awarding a total of \$15,000 to certified firms.

**FY2024 Dollars Awarded**

	A	B	C=A+B	D=B/C
Contract Type1	Non MWSBE Amount	MWSBE Amount	Total Amount Awarded	MWSBE %
Construction	\$0	\$0	\$0	0.0%
Professional Services	\$0	\$0	\$0	0.0%
Goods & Services	\$271,023	\$15,000	\$286,023	5.2%
<b>Total</b>	<b>\$271,023</b>	<b>\$15,000</b>	<b>\$286,023</b>	<b>5.2%</b>
Exempt Contracts	\$7,290,800	\$0	\$7,290,800	0.0%
Waiver Contracts	\$1,466,501	\$0	\$1,466,501	0.0%
Non-Goal-Oriented	\$63,821	\$0	\$63,821	0.0%
<b>Grand Total</b>	<b>\$9,092,144</b>	<b>\$15,000</b>	<b>\$9,107,144</b>	<b>0.2%</b>

**FY2024 MWSBE Awards by Vendor Type**

	A	B	C=A/Grand Total
Vendor Type	Non MWSBE	MWSBE	Total Award
PO/PCard	\$271,023	\$15,000	\$286,023
<b>Total Award</b>	<b>\$271,023</b>	<b>\$15,000</b>	<b>\$286,023</b>

\* PO/Pcards do not require the vendor type designated.

**Awards by Certification Type**



\* PO/Pcards do not require that certification type be designated at the time of purchase

**FY2024 MWSBE Awards by Ethnicity**

	Black	Total
Count of Amount	1	1
Sum of Amount	\$15,000	\$15,000
Percentage	100.0%	100.0%

\* The count in each chart represents the number of awards. The percentage represents the portion of dollars awarded to certified firms compared to the total dollar amount awarded to all certified firms.

Fleet Management Department

Details by Department

7/1/2023-3/31/2024

The mission of the Fleet Management Department (FMD) is to maximize the use and value of the City's vehicle assets. The department partners with other City departments to provide quality services and reliable, safe, and environmentally-efficient vehicles in a cost-effective and transparent manner.

Year to date in As of Mar 31, 2024, Fiscal Year 2024, FMD awarded \$89,795,950, of which \$6,121,289 was awarded to certified firms, accounting for 6.8% utilization over all awards. However, from this amount, \$80,636,675 was either exempt from MWBE goals, granted a waiver, or non goal-oriented. From the remaining \$9,159,275, the department registered 49.4% utilization by awarding a total of \$4,520,651 to certified firms.

**FY2024 Dollars Awarded**

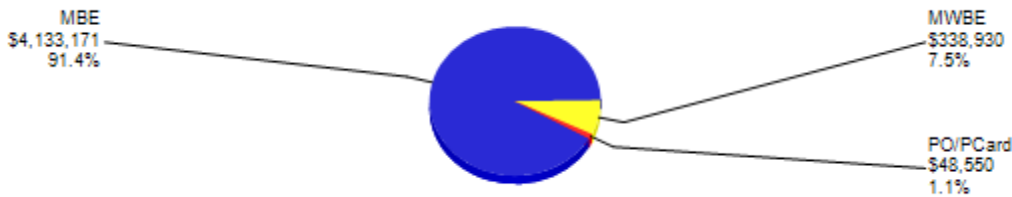
	A	B	C=A+B	D=B/C
Contract Type1	Non MWSBE Amount	MWSBE Amount	Total Amount Awarded	MWSBE %
Construction	\$0	\$0	\$0	0.0%
Professional Services	\$0	\$0	\$0	0.0%
Goods & Services	\$4,638,624	\$4,520,651	\$9,159,275	49.4%
<b>Total</b>	<b>\$4,638,624</b>	<b>\$4,520,651</b>	<b>\$9,159,275</b>	<b>49.4%</b>
Exempt Contracts	\$300,000	\$50,000	\$350,000	14.3%
Waiver Contracts	\$78,595,629	\$1,550,638	\$80,146,267	1.9%
Non-Goal-Oriented	\$140,408	\$0	\$140,408	0.0%
<b>Grand Total</b>	<b>\$83,674,661</b>	<b>\$6,121,289</b>	<b>\$89,795,950</b>	<b>6.8%</b>

**FY2024 MWSBE Awards by Vendor Type**

	A	B	C=A/Grand Total	
Vendor Type	Non MWSBE	MWSBE	Total Award	Percent (%)
Prime	\$3,249,298	\$4,133,171	\$7,382,469	45.1%
SubContractor		\$338,930	\$338,930	3.7%
PO/PCard	\$1,389,326	\$48,550	\$1,437,876	0.5%
<b>Total Award</b>	<b>\$4,638,624</b>	<b>\$4,520,651</b>	<b>\$9,159,275</b>	<b>49.4%</b>

\* PO/PCards do not require the vendor type designated.

**Awards by Certification Type**



\* PO/PCards do not require that certification type be designated at the time of purchase

**FY2024 MWSBE Awards by Ethnicity**

	Asian	Black	Caucasian Women	Hispanic	Non-minority Male	Total
Count of Amount	11	1	4	14	2	32
Sum of Amount	\$18,903	\$1,700	\$59,125	\$4,436,360	\$4,563	\$4,520,651
Percentage	0.4%	0.0%	1.3%	98.1%	0.1%	100.0%

\* The count in each chart represents the number of awards. The percentage represents the portion of dollars awarded to certified firms compared to the total dollar amount awarded to all certified firms.

General Services Department

Details by Department

7/1/2023-3/31/2024

The General Services Department (GSD) was established in the year 2000 to construct and maintain the City's building portfolio, and providing a comprehensive suite of services to over 300 facilities; representing 7.7 million square feet of occupied space. GSD assists in identifying the appropriate real estate solutions and provides design and construction services for the development of a facility. Divisions include: Asset Management & Strategic Planning, Design & Construction, Financial & Energy Administrative Services, Property Management, and Security Management.

Year to date in As of Mar 31, 2024, Fiscal Year 2024, GSD awarded \$173,686,406, of which \$35,295,888 was awarded to certified firms, accounting for 20.3% utilization over all awards. However, from this amount, \$39,035,028 was either exempt from MWBE goals, granted a waiver, or non goal-oriented. From the remaining \$134,651,378, the department registered 25.5% utilization by awarding a total of \$34,311,945 to certified firms.

FY2024 Dollars Awarded

	A	B	C=A+B	D=B/C
Contract Type1	Non MWSBE Amount	MWSBE Amount	Total Amount Awarded	MWSBE %
Construction	\$4,427,198	\$1,220,072	\$5,647,270	21.6%
Professional Services	\$35,881,510	\$23,860,754	\$59,742,264	39.9%
Goods & Services	\$60,030,724	\$9,231,119	\$69,261,843	13.3%
<b>Total</b>	<b>\$100,339,433</b>	<b>\$34,311,945</b>	<b>\$134,651,378</b>	<b>25.5%</b>
Exempt Contracts	\$24,332,057	\$0	\$24,332,057	0.0%
Waiver Contracts	\$13,035,604	\$0	\$13,035,604	0.0%
Non-Goal-Oriented	\$683,424	\$983,943	\$1,667,367	59.0%
<b>Grand Total</b>	<b>\$138,390,518</b>	<b>\$35,295,888</b>	<b>\$173,686,406</b>	<b>20.3%</b>

FY2024 MWSBE Awards by Vendor Type

	A	B	C=A/Grand Total
Vendor Type	Non MWSBE	MWSBE	Total Award
Prime	\$100,107,409	\$14,764,900	\$114,872,309
Prime Self Performing		\$500,000	\$500,000
SubContractor	\$198,961	\$19,047,045	\$19,246,006
PO/PCard	\$33,062		\$33,062
<b>Total Award</b>	<b>\$100,339,433</b>	<b>\$34,311,945</b>	<b>\$134,651,378</b>

\* PO/PCards do not require the vendor type designated.

Awards by Certification Type



\* PO/PCards do not require that certification type be designated at the time of purchase

FY2024 MWSBE Awards by Ethnicity

	Asian	Black	Caucasian Women	Hispanic	Native American	Non-minority Male	Other	Total
Count of Amount	14	15	18	16	11	2	12	88
Sum of Amount	(\$21,931)	\$19,980,523	\$384,973	\$3,314,174	(\$246,994)	\$15,000	\$10,886,200	\$34,311,945
Percentage	-0.1%	58.2%	1.1%	9.7%	-0.7%	0.0%	31.7%	100.0%

\* The count in each chart represents the number of awards. The percentage represents the portion of dollars awarded to certified firms compared to the total dollar amount awarded to all certified firms.

## Houston Airport System

### Details by Department

**7/1/2023-3/31/2024**

The Houston Airport System (HAS) ranks as one of the largest multi-airport systems in the world. The system consists of: George Bush Intercontinental Airport (IAH)—ranked as the 7th largest U.S. airport, William P. Hobby Airport (HOU), and Ellington Airport (EFD). The 3 airport system serves more than 50 million passengers annually.

Year to date in As of Mar 31, 2024, Fiscal Year 2024, HAS awarded \$515,424,289, of which \$100,141,479 was awarded to certified firms, accounting for 19.4% utilization over all awards. However, from this amount, \$66,829,089 was either exempt from MWBE goals, granted a waiver, or non goal-oriented. From the remaining \$448,595,200, the department registered 21.6% utilization by awarding a total of \$97,067,027 to certified firms.

#### FY2024 Dollars Awarded

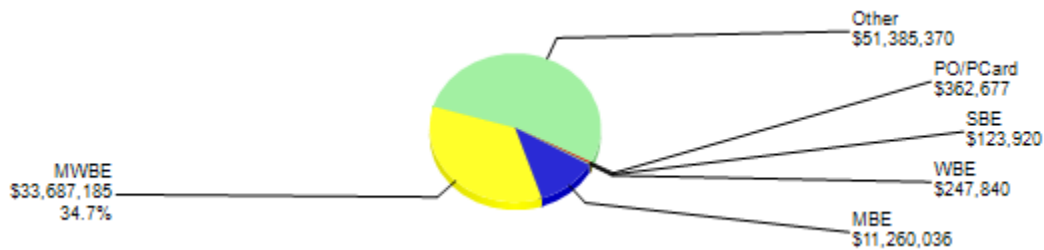
	A	B	C=A+B	D=B/C
Contract Type <sup>1</sup>	Non MWSBE Amount	MWSBE Amount	Total Amount Awarded	MWSBE %
Construction	\$137,740,914	\$53,649,425	\$191,390,339	28.0%
Professional Services	\$57,404,765	\$15,310,184	\$72,714,949	21.1%
Goods & Services	\$156,382,494	\$28,107,418	\$184,489,912	15.2%
Total	\$351,528,173	\$97,067,027	\$448,595,200	21.6%
Exempt Contracts	\$12,210,201	\$228,700	\$12,438,901	1.8%
Waiver Contracts	\$51,544,436	\$2,845,752	\$54,390,188	5.2%
Non-Goal-Oriented	\$0	\$0	\$0	0.0%
Grand Total	\$415,282,811	\$100,141,479	\$515,424,289	19.4%

#### FY2024 MWSBE Awards by Vendor Type

	A	B	C=A/Grand Total
Vendor Type	Non MWSBE	MWSBE	Total Award
Prime	\$348,482,981	\$9,531,559	\$358,014,540
Prime Self Performing		\$254,036	\$254,036
SubContractor	\$96,000	\$86,918,755	\$87,014,755
PO/PCard	\$2,949,192	\$362,677	\$3,311,869
Total Award	\$351,528,173	\$97,067,027	\$448,595,200

\* PO/Pcards do not require the vendor type designated.

#### Awards by Certification Type



\* PO/Pcards do not require that certification type be designated at the time of purchase

#### FY2024 MWSBE Awards by Ethnicity

\* The count in each chart represents the number of awards. The percentage represents the portion of dollars awarded to certified firms compared to the total dollar amount awarded to all certified firms.

Houston Public Works

Details by Department

7/1/2023-3/31/2024

The Houston Public Works (HPW) department is tasked with providing the range of services integral to maintaining the City's infrastructure. Administration, planning, maintenance, construction management and technical engineering all fall under the umbrella of the department's responsibilities, including distribution of billions of gallons of water, and maintenance of over 16,000 miles of streets.

Year to date in As of Mar 31, 2024, Fiscal Year 2024, HPW awarded \$751,865,113, of which \$221,573,293 was awarded to certified firms, accounting for 29.5% utilization over all awards. However, from this amount, \$201,803,800 was either exempt from MWBE goals, granted a waiver, or non goal-oriented. From the remaining \$550,061,312, the department registered 33.8% utilization by awarding a total of \$186,019,226 to certified firms.

**FY2024 Dollars Awarded**

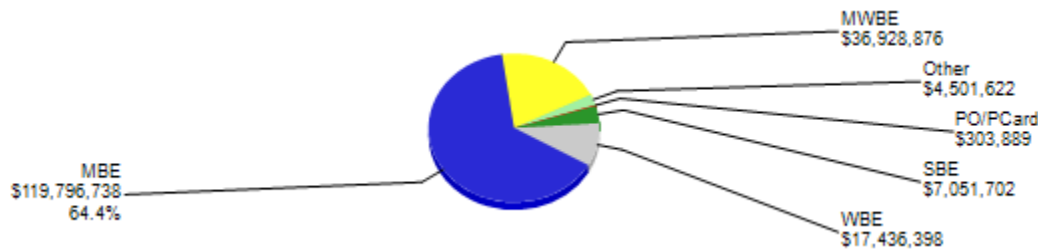
	A	B	C=A+B	D=B/C
Contract Type <sup>1</sup>	Non MWSBE Amount	MWSBE Amount	Total Amount Awarded	MWSBE %
Construction	\$214,510,155	\$102,139,295	\$316,649,450	32.3%
Professional Services	\$63,128,144	\$61,255,971	\$124,384,115	49.2%
Goods & Services	\$86,403,786	\$22,623,960	\$109,027,747	20.8%
<b>Total</b>	<b>\$364,042,086</b>	<b>\$186,019,226</b>	<b>\$550,061,312</b>	<b>33.8%</b>
Exempt Contracts	\$41,404,946	\$4,146,235	\$45,551,181	9.1%
Waiver Contracts	\$123,980,558	\$31,407,832	\$155,388,389	20.2%
Non-Goal-Oriented	\$864,230	\$0	\$864,230	0.0%
<b>Grand Total</b>	<b>\$530,291,819</b>	<b>\$221,573,293</b>	<b>\$751,865,113</b>	<b>29.5%</b>

**FY2024 MWSBE Awards by Vendor Type**

	A	B	C=A/Grand Total
Vendor Type	Non MWSBE	MWSBE	Total Award
Prime	\$339,647,536	\$83,505,055	\$423,152,591
Prime Self Performing		\$6,351,582	\$6,351,582
SubContractor	\$20,773,269	\$95,858,700	\$116,631,969
PO/PCard	\$3,621,281	\$303,889	\$3,925,170
<b>Total Award</b>	<b>\$364,042,086</b>	<b>\$186,019,226</b>	<b>\$550,061,312</b>

\* PO/PCards do not require the vendor type designated.

**Awards by Certification Type**



\* PO/PCards do not require that certification type be designated at the time of purchase

**FY2024 MWSBE Awards by Ethnicity**

\* The count in each chart represents the number of awards. The percentage represents the portion of dollars awarded to certified firms compared to the total dollar amount awarded to all certified firms.



Planning & Development Department

Details by Department

7/1/2023-3/31/2024

The Planning and Development Department's (P&D) mission is to grow and preserve Houston's diverse communities to create a resilient city.

Year to date in As of Mar 31, 2024, Fiscal Year 2024, PD awarded \$625,788, of which \$2,000 was awarded to certified firms, accounting for 0.3% utilization over all awards. However, from this amount, \$540,430 was either exempt from MWBE goals, granted a waiver, or non goal-oriented. From the remaining \$85,358, the department registered 2.3% utilization by awarding a total of \$2,000 to certified firms.

**FY2024 Dollars Awarded**

	A	B	C=A+B	D=B/C
Contract Type1	Non MWSBE Amount	MWSBE Amount	Total Amount Awarded	MWSBE %
Construction	\$0	\$0	\$0	0.0%
Professional Services	\$0	\$0	\$0	0.0%
Goods & Services	\$83,358	\$2,000	\$85,358	2.3%
<b>Total</b>	<b>\$83,358</b>	<b>\$2,000</b>	<b>\$85,358</b>	<b>2.3%</b>
Exempt Contracts	\$540,430	\$0	\$540,430	0.0%
Waiver Contracts	\$0	\$0	\$0	0.0%
Non-Goal-Oriented	\$0	\$0	\$0	0.0%
<b>Grand Total</b>	<b>\$623,788</b>	<b>\$2,000</b>	<b>\$625,788</b>	<b>0.3%</b>

**FY2024 MWSBE Awards by Vendor Type**

	A	B	C=A/Grand Total	
Vendor Type	Non MWSBE	MWSBE	Total Award	Percent (%)
PO/PCard	\$83,358	\$2,000	\$85,358	2.3%
<b>Total Award</b>	<b>\$83,358</b>	<b>\$2,000</b>	<b>\$85,358</b>	<b>2.3%</b>

\* PO/Pcards do not require the vendor type designated.

**Awards by Certification Type**



\* PO/Pcards do not require that certification type be designated at the time of purchase

**FY2024 MWSBE Awards by Ethnicity**

	Caucasian Women	Total
Count of Amount	1	1
Sum of Amount	\$2,000	\$2,000
Percentage	100.0%	100.0%

\* The count in each chart represents the number of awards. The percentage represents the portion of dollars awarded to certified firms compared to the total dollar amount awarded to all certified firms.

Solid Waste Management Department

Details by Department

7/1/2023-3/31/2024

The Solid Waste Management Department (SWMD) provides solid waste services to Houstonians through the collection, disposal, and recycling of discarded material in an efficient and environmentally cost effective manner. The department is responsible for solid waste services to over 423,000 households (of which 376,820 homes are directly serviced by the department).

Year to date in As of Mar 31, 2024, Fiscal Year 2024, SWD awarded \$20,796,887, of which \$3,014,790 was awarded to certified firms, accounting for 14.5% utilization over all awards. However, from this amount, \$19,695,212 was either exempt from MWBE goals, granted a waiver, or non goal-oriented. From the remaining \$1,101,675, the department registered 1.8% utilization by awarding a total of \$19,590 to certified firms.

FY2024 Dollars Awarded

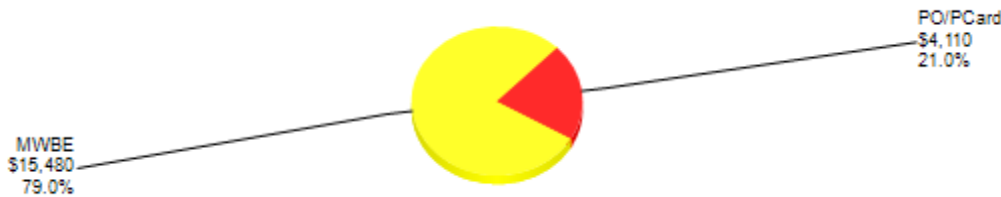
	A	B	C=A+B	D=B/C
Contract Type1	Non MWSBE Amount	MWSBE Amount	Total Amount Awarded	MWSBE %
Construction	\$0	\$0	\$0	0.0%
Professional Services	\$0	\$0	\$0	0.0%
Goods & Services	\$1,082,085	\$19,590	\$1,101,675	1.8%
<b>Total</b>	<b>\$1,082,085</b>	<b>\$19,590</b>	<b>\$1,101,675</b>	<b>1.8%</b>
Exempt Contracts	\$76,229	\$0	\$76,229	0.0%
Waiver Contracts	\$16,573,783	\$2,995,200	\$19,568,983	15.3%
Non-Goal-Oriented	\$50,000	\$0	\$50,000	0.0%
<b>Grand Total</b>	<b>\$17,782,097</b>	<b>\$3,014,790</b>	<b>\$20,796,887</b>	<b>14.5%</b>

FY2024 MWSBE Awards by Vendor Type

	A	B	C=A/Grand Total	
Vendor Type	Non MWSBE	MWSBE	Total Award	Percent (%)
Prime	\$844,517		\$844,517	0.0%
SubContractor		\$15,480	\$15,480	1.4%
PO/PCard	\$237,568	\$4,110	\$241,678	0.4%
<b>Total Award</b>	<b>\$1,082,085</b>	<b>\$19,590</b>	<b>\$1,101,675</b>	<b>1.8%</b>

\* PO/PCards do not require the vendor type designated.

Awards by Certification Type



\* PO/PCards do not require that certification type be designated at the time of purchase

FY2024 MWSBE Awards by Ethnicity

	Asian	Hispanic	Total
Count of Amount	1	1	2
Sum of Amount	\$4,110	\$15,480	\$19,590
Percentage	21.0%	79.0%	100.0%

\* The count in each chart represents the number of awards. The percentage represents the portion of dollars awarded to certified firms compared to the total dollar amount awarded to all certified firms.

Housing and Community Development Department

Details by Department

7/1/2023-3/31/2024

The City of Houston’s Housing and Community Development Department (HCDD) provides the leadership and financing to make affordable housing and neighborhood revitalization happen in Houston. Currently, the Department administers over \$100 million dollars annually in various federal, state and local programs. From investing in neighborhood parks, multifamily communities and economic development, to providing first-time homebuyer assistance and funds to serve the homeless, elderly and disabled — HCDD works to improve the quality of life for Houston’s neighborhoods and families.

Year to date in As of Mar 31, 2024, Fiscal Year 2024, HCD awarded \$58,501,851, of which \$10,263,546 was awarded to certified firms, accounting for 17.5% utilization over all awards. However, from this amount, \$9,323,070 was either exempt from MWBE goals, granted a waiver, or non goal-oriented. From the remaining \$49,178,781, the department registered 20.9% utilization by awarding a total of \$10,263,546 to certified firms.

FY2024 Dollars Awarded

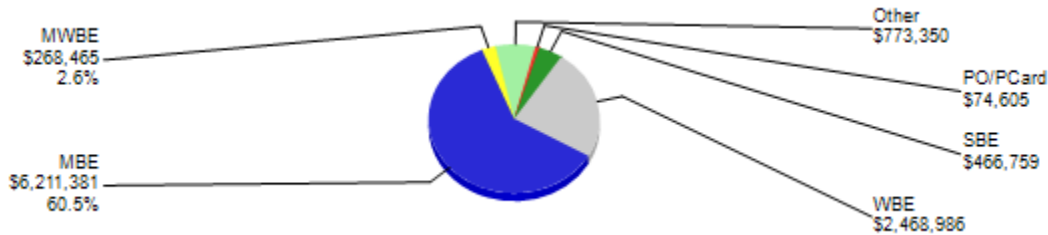
Contract Type1	A	B	C=A+B	D=B/C
	Non MWSBE Amount	MWSBE Amount	Total Amount Awarded	MWSBE %
Construction	\$38,268,357	\$9,920,476	\$48,188,833	20.6%
Professional Services	\$561,735	\$268,465	\$830,200	32.3%
Goods & Services	\$85,143	\$74,605	\$159,748	46.7%
<b>Total</b>	<b>\$38,915,235</b>	<b>\$10,263,546</b>	<b>\$49,178,781</b>	<b>20.9%</b>
Exempt Contracts	\$8,332,654	\$0	\$8,332,654	0.0%
Waiver Contracts	\$200,000	\$0	\$200,000	0.0%
Non-Goal-Oriented	\$790,416	\$0	\$790,416	0.0%
<b>Grand Total</b>	<b>\$48,238,305</b>	<b>\$10,263,546</b>	<b>\$58,501,851</b>	<b>17.5%</b>

FY2024 MWSBE Awards by Vendor Type

Vendor Type	A	B	C=A/Grand Total	
	Non MWSBE	MWSBE	Total Award	Percent (%)
Prime	\$35,068,859	\$876,194	\$35,945,053	1.8%
SubContractor	\$3,761,233	\$9,312,747	\$13,073,980	18.9%
PO/PCard	\$85,143	\$74,605	\$159,748	0.2%
<b>Total Award</b>	<b>\$38,915,235</b>	<b>\$10,263,546</b>	<b>\$49,178,781</b>	<b>20.9%</b>

\* PO/PCards do not require the vendor type designated.

Awards by Certification Type



\* PO/PCards do not require that certification type be designated at the time of purchase

FY2024 MWSBE Awards by Ethnicity

	Asian	Black	Caucasian Women	Hispanic	Non-minority Male	Other	Total
Count of Amount	8	34	14	53	12	5	126
Sum of Amount	\$400,479	\$3,504,323	\$1,221,515	\$3,936,286	\$447,256	\$753,687	\$10,263,546
Percentage	3.9%	34.1%	11.9%	38.4%	4.4%	7.3%	100.0%

\* The count in each chart represents the number of awards. The percentage represents the portion of dollars awarded to certified firms compared to the total dollar amount awarded to all certified firms.

Houston Health Department

Details by Department

7/1/2023-3/31/2024

The Houston Health Department (HHD) provides traditional public health services and seeks to use innovative methods to meet the community's present and future needs. The department conducts numerous projects, one of which is the AIM project, whereby HHD employees go door-to-door in selected neighborhoods performing assessments, linking residents to services and providing immediate follow-up. The department also partners with nonprofit health centers and hospital district primary care clinics to enhance access to services for residents and improve the City's health profile.

Year to date in As of Mar 31, 2024, Fiscal Year 2024, HHD awarded \$32,586,532, of which \$2,093,414 was awarded to certified firms, accounting for 6.4% utilization over all awards. However, from this amount, \$27,612,218 was either exempt from MWBE goals, granted a waiver, or non goal-oriented. From the remaining \$4,974,315, the department registered 17.9% utilization by awarding a total of \$890,084 to certified firms.

FY2024 Dollars Awarded

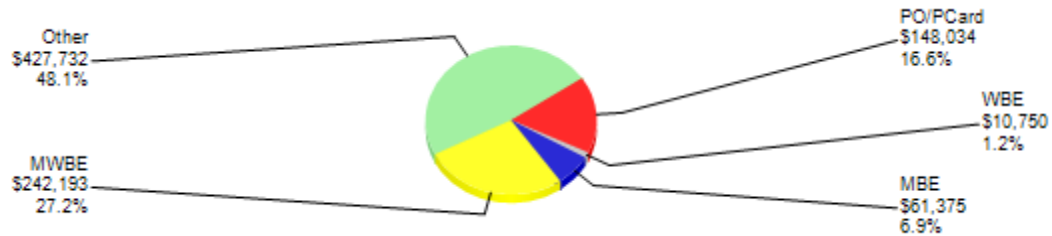
	A	B	C=A+B	D=B/C
Contract Type1	Non MWSBE Amount	MWSBE Amount	Total Amount Awarded	MWSBE %
Construction	\$364,364	\$427,732	\$792,096	54.0%
Professional Services	\$973,027	\$242,193	\$1,215,220	19.9%
Goods & Services	\$2,746,839	\$220,159	\$2,966,999	7.4%
<b>Total</b>	<b>\$4,084,230</b>	<b>\$890,084</b>	<b>\$4,974,315</b>	<b>17.9%</b>
Exempt Contracts	\$6,060,128	\$50,000	\$6,110,128	0.8%
Waiver Contracts	\$20,279,477	\$1,153,330	\$21,432,807	5.4%
Non-Goal-Oriented	\$69,283	\$0	\$69,283	0.0%
<b>Grand Total</b>	<b>\$30,493,119</b>	<b>\$2,093,414</b>	<b>\$32,586,532</b>	<b>6.4%</b>

FY2024 MWSBE Awards by Vendor Type

	A	B	C=A/Grand Total
Vendor Type	Non MWSBE	MWSBE	Percent (%)
Prime	\$3,322,063		0.0%
SubContractor		\$742,050	14.9%
PO/PCard	\$762,167	\$148,034	3.0%
<b>Total Award</b>	<b>\$4,084,230</b>	<b>\$890,084</b>	<b>17.9%</b>

\* PO/PCards do not require the vendor type designated.

Awards by Certification Type



\* PO/PCards do not require that certification type be designated at the time of purchase

FY2024 MWSBE Awards by Ethnicity

	Asian	Black	Caucasian Women	Hispanic	Non-minority Male	Other	Total
Count of Amount	3	5	6	3	1	2	20
Sum of Amount	\$149,820	\$98,290	\$76,783	\$73,280	\$2,805	\$489,107	\$890,084
Percentage	16.8%	11.0%	8.6%	8.2%	0.3%	55.0%	100.0%

\* The count in each chart represents the number of awards. The percentage represents the portion of dollars awarded to certified firms compared to the total dollar amount awarded to all certified firms.

Houston Parks and Recreation Department

Details by Department

7/1/2023-3/31/2024

The Houston Parks and Recreation Department (HPARD) stewards & manages over 37,832 acres of parkland & greenspace for the City of Houston; develops & implements recreational programming for citizens of all abilities; maintains greenspace for the Houston Public Library and the Houston Health Department and manages all PRD facilities.

Year to date in As of Mar 31, 2024, Fiscal Year 2024, PRD awarded \$3,419,634, of which \$565,567 was awarded to certified firms, accounting for 16.5% utilization over all awards. However, from this amount, \$601,636 was either exempt from MWBE goals, granted a waiver, or non goal-oriented. From the remaining \$2,817,997, the department registered 14.2% utilization by awarding a total of \$400,866 to certified firms.

**FY2024 Dollars Awarded**

	A	B	C=A+B	D=B/C
Contract Type1	Non MWSBE Amount	MWSBE Amount	Total Amount Awarded	MWSBE %
Construction	\$0	\$0	\$0	0.0%
Professional Services	\$1,163,078	\$255,310	\$1,418,388	18.0%
Goods & Services	\$1,254,054	\$145,556	\$1,399,609	10.4%
<b>Total</b>	<b>\$2,417,132</b>	<b>\$400,866</b>	<b>\$2,817,997</b>	<b>14.2%</b>
Exempt Contracts	\$25,000	\$0	\$25,000	0.0%
Waiver Contracts	\$307,136	\$0	\$307,136	0.0%
Non-Goal-Oriented	\$104,799	\$164,701	\$269,500	61.1%
<b>Grand Total</b>	<b>\$2,854,067</b>	<b>\$565,567</b>	<b>\$3,419,634</b>	<b>16.5%</b>

**FY2024 MWSBE Awards by Vendor Type**

	A	B	C=A/Grand Total	
Vendor Type	Non MWSBE	MWSBE	Total Award	Percent (%)
Prime	\$1,163,078		\$1,163,078	0.0%
SubContractor		\$255,310	\$255,310	9.1%
PO/PCard	\$1,254,054	\$145,556	\$1,399,609	5.2%
<b>Total Award</b>	<b>\$2,417,132</b>	<b>\$400,866</b>	<b>\$2,817,997</b>	<b>14.2%</b>

\* PO/PCards do not require the vendor type designated.

**Awards by Certification Type**



\* PO/PCards do not require that certification type be designated at the time of purchase

**FY2024 MWSBE Awards by Ethnicity**

	Asian	Black	Caucasian Women	Total
Count of Amount	7	2	1	10
Sum of Amount	\$291,639	\$66,958	\$42,268	\$400,866
Percentage	72.8%	16.7%	10.5%	100.0%

\* The count in each chart represents the number of awards. The percentage represents the portion of dollars awarded to certified firms compared to the total dollar amount awarded to all certified firms.

Houston Public Library

Details by Department

7/1/2023-3/31/2024

The Houston Public Library (HPL) serves a population of 2.1 million over 634 square miles. HPL includes the Central Library, 3 Special Collection Libraries including the Houston Metropolitan Research Center, the Clayton Center for Genealogical Research, and the African-American Library at the Gregory School, 4 Regional Libraries, 31 Neighborhood Libraries, 4 Express Libraries, 1 Mobile express Library, and 1 Satellite Library.

Year to date in As of Mar 31, 2024, Fiscal Year 2024, HPL awarded \$5,094,977, of which \$389,586 was awarded to certified firms, accounting for 7.6% utilization over all awards. However, from this amount, \$2,557,672 was either exempt from MWBE goals, granted a waiver, or non goal-oriented. From the remaining \$2,537,305, the department registered 15.4% utilization by awarding a total of \$389,586 to certified firms.

**FY2024 Dollars Awarded**

	A	B	C=A+B	D=B/C
Contract Type1	Non MWSBE Amount	MWSBE Amount	Total Amount Awarded	MWSBE %
Construction	\$128,511	\$38,387	\$166,898	23.0%
Professional Services	\$1,067,024	\$336,955	\$1,403,979	24.0%
Goods & Services	\$952,184	\$14,245	\$966,428	1.5%
<b>Total</b>	<b>\$2,147,719</b>	<b>\$389,586</b>	<b>\$2,537,305</b>	<b>15.4%</b>
Exempt Contracts	\$285,000	\$0	\$285,000	0.0%
Waiver Contracts	\$2,114,112	\$0	\$2,114,112	0.0%
Non-Goal-Oriented	\$158,560	\$0	\$158,560	0.0%
<b>Grand Total</b>	<b>\$4,705,391</b>	<b>\$389,586</b>	<b>\$5,094,977</b>	<b>7.6%</b>

**FY2024 MWSBE Awards by Vendor Type**

	A	B	C=A/Grand Total	
Vendor Type	Non MWSBE	MWSBE	Total Award	Percent (%)
Prime	\$1,018,476		\$1,018,476	0.0%
SubContractor	\$177,059	\$375,342	\$552,401	14.8%
PO/PCard	\$952,184	\$14,245	\$966,428	0.6%
<b>Total Award</b>	<b>\$2,147,719</b>	<b>\$389,586</b>	<b>\$2,537,305</b>	<b>15.4%</b>

\* PO/Pcards do not require the vendor type designated.

**Awards by Certification Type**



\* PO/Pcards do not require that certification type be designated at the time of purchase

**FY2024 MWSBE Awards by Ethnicity**

	Asian	Black	Caucasian Women	Hispanic	Other	Total
Count of Amount	3	3	1	2	1	10
Sum of Amount	\$7,986	\$6,259	\$56,159	\$280,796	\$38,387	\$389,586
Percentage	2.0%	1.6%	14.4%	72.1%	9.9%	100.0%

\* The count in each chart represents the number of awards. The percentage represents the portion of dollars awarded to certified firms compared to the total dollar amount awarded to all certified firms.



## Houston Fire Department

### Details by Department

**7/1/2023-3/31/2024**

The Houston Fire Department (HFD) is the third largest fire department in the United States and is responsible for preserving life and property to a population of more than 2 million in an area totaling 654 square miles. While the department provides crucial services such as prevention and enforcement, public education, pre-hospital emergency care and transportation, and fire control, their responsibilities are constantly evolving; hazardous materials removal, technical rescue, tactical medicine, swift water rescue, and social service calls are also services the department undertakes.

Year to date in As of Mar 31, 2024, Fiscal Year 2024, HFD awarded \$50,951,147, of which \$7,129,602 was awarded to certified firms, accounting for 14.0% utilization over all awards. However, from this amount, \$50,417,848 was either exempt from MWBE goals, granted a waiver, or non goal-oriented. From the remaining \$533,300, the department registered 11.2% utilization by awarding a total of \$59,547 to certified firms.

#### FY2024 Dollars Awarded

	A	B	C=A+B	D=B/C
Contract Type1	Non MWSBE Amount	MWSBE Amount	Total Amount Awarded	MWSBE %
Construction	\$0	\$0	\$0	0.0%
Professional Services	\$0	\$0	\$0	0.0%
Goods & Services	\$473,753	\$59,547	\$533,300	11.2%
<b>Total</b>	<b>\$473,753</b>	<b>\$59,547</b>	<b>\$533,300</b>	<b>11.2%</b>
Exempt Contracts	\$411,096	\$0	\$411,096	0.0%
Waiver Contracts	\$42,624,605	\$7,070,055	\$49,694,660	14.2%
Non-Goal-Oriented	\$312,091	\$0	\$312,091	0.0%
<b>Grand Total</b>	<b>\$43,821,546</b>	<b>\$7,129,602</b>	<b>\$50,951,147</b>	<b>14.0%</b>

#### FY2024 MWSBE Awards by Vendor Type

	A	B	C=A/B	C=A/Grand Total
Vendor Type	Non MWSBE	MWSBE	Total Award	Percent (%)
PO/PCard	\$473,753	\$59,547	\$533,300	11.2%
<b>Total Award</b>	<b>\$473,753</b>	<b>\$59,547</b>	<b>\$533,300</b>	<b>11.2%</b>

\* PO/PCards do not require the vendor type designated.

#### Awards by Certification Type



\* PO/PCards do not require that certification type be designated at the time of purchase

#### FY2024 MWSBE Awards by Ethnicity

	Asian	Caucasian Women	Hispanic	Total
Count of Amount	2	2	3	7
Sum of Amount	\$48,285	\$4,777	\$6,485	\$59,547
Percentage	81.1%	8.0%	10.9%	100.0%

\* The count in each chart represents the number of awards. The percentage represents the portion of dollars awarded to certified firms compared to the total dollar amount awarded to all certified firms.

Houston Police Department

Details by Department

7/1/2023-3/31/2024

Staffed with 5,248 sworn police officers and more than 1,287 civilian employees, the Houston Police Department (HPD) is the fifth largest police agency in the United States. The department's divisions include: Auto Theft, Robbery, Special Operations, and Vice.

Year to date in As of Mar 31, 2024, Fiscal Year 2024, HPD awarded \$95,909,742, of which \$4,463,224 was awarded to certified firms, accounting for 4.7% utilization over all awards. However, from this amount, \$71,280,653 was either exempt from MWBE goals, granted a waiver, or non goal-oriented. From the remaining \$24,629,087, the department registered 14.6% utilization by awarding a total of \$3,591,473 to certified firms.

**FY2024 Dollars Awarded**

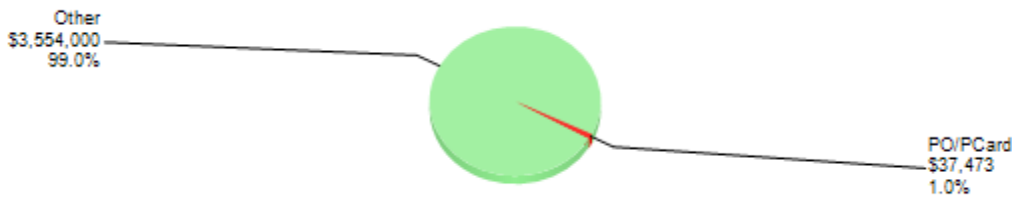
	A	B	C=A+B	D=B/C
Contract Type1	Non MWSBE Amount	MWSBE Amount	Total Amount Awarded	MWSBE %
Construction	\$10,779,600	\$3,040,400	\$13,820,000	22.0%
Professional Services	\$3,766,400	\$513,600	\$4,280,000	12.0%
Goods & Services	\$6,491,615	\$37,473	\$6,529,087	0.6%
<b>Total</b>	<b>\$21,037,615</b>	<b>\$3,591,473</b>	<b>\$24,629,087</b>	<b>14.6%</b>
Exempt Contracts	\$969,682	\$0	\$969,682	0.0%
Waiver Contracts	\$69,140,865	\$819,492	\$69,960,357	1.2%
Non-Goal-Oriented	\$298,356	\$52,259	\$350,615	14.9%
<b>Grand Total</b>	<b>\$91,446,518</b>	<b>\$4,463,224</b>	<b>\$95,909,742</b>	<b>4.7%</b>

**FY2024 MWSBE Awards by Vendor Type**

	A	B	C=A/Grand Total	
Vendor Type	Non MWSBE	MWSBE	Total Award	Percent (%)
Prime	\$19,902,212		\$19,902,212	0.0%
SubContractor		\$3,554,000	\$3,554,000	14.4%
PO/PCard	\$1,135,403	\$37,473	\$1,172,875	0.2%
<b>Total Award</b>	<b>\$21,037,615</b>	<b>\$3,591,473</b>	<b>\$24,629,087</b>	<b>14.6%</b>

\* PO/PCards do not require the vendor type designated.

**Awards by Certification Type**



\* PO/PCards do not require that certification type be designated at the time of purchase

**FY2024 MWSBE Awards by Ethnicity**

	Asian	Caucasian Women	Other	Total
Count of Amount	1	2	2	5
Sum of Amount	\$17,275	\$20,198	\$3,554,000	\$3,591,473
Percentage	0.5%	0.6%	99.0%	100.0%

\* The count in each chart represents the number of awards. The percentage represents the portion of dollars awarded to certified firms compared to the total dollar amount awarded to all certified firms.

Municipal Courts Department

Details by Department

7/1/2023-3/31/2024

The mission of the Municipal Courts Department (MCD) is to provide an accessible legal forum for individuals to have their court matters heard in a fair and efficient manner, while providing a high level of integrity, professionalism and customer service.

Year to date in As of Mar 31, 2024, Fiscal Year 2024, MCD awarded \$242,904, of which \$81,750 was awarded to certified firms, accounting for 33.7% utilization over all awards. However, from this amount, \$0 was either exempt from MWBE goals, granted a waiver, or non goal-oriented. From the remaining \$242,904, the department registered 33.7% utilization by awarding a total of \$81,750 to certified firms.

**FY2024 Dollars Awarded**

	A	B	C=A+B	D=B/C
Contract Type1	Non MWSBE Amount	MWSBE Amount	Total Amount Awarded	MWSBE %
Construction	\$0	\$0	\$0	0.0%
Professional Services	\$0	\$0	\$0	0.0%
Goods & Services	\$161,154	\$81,750	\$242,904	33.7%
<b>Total</b>	<b>\$161,154</b>	<b>\$81,750</b>	<b>\$242,904</b>	<b>33.7%</b>
Exempt Contracts	\$0	\$0	\$0	0.0%
Waiver Contracts	\$0	\$0	\$0	0.0%
Non-Goal-Oriented	\$0	\$0	\$0	0.0%
<b>Grand Total</b>	<b>\$161,154</b>	<b>\$81,750</b>	<b>\$242,904</b>	<b>33.7%</b>

**FY2024 MWSBE Awards by Vendor Type**

	A	B	C=A/Grand Total	
Vendor Type	Non MWSBE	MWSBE	Total Award	Percent (%)
Prime		\$72,758	\$72,758	30.0%
SubContractor		\$8,993	\$8,993	3.7%
PO/PCard	\$161,154		\$161,154	0.0%
<b>Total Award</b>	<b>\$161,154</b>	<b>\$81,750</b>	<b>\$242,904</b>	<b>33.7%</b>

\* PO/PCards do not require the vendor type designated.

**Awards by Certification Type**



\* PO/PCards do not require that certification type be designated at the time of purchase

**FY2024 MWSBE Awards by Ethnicity**

	Caucasian Women	Total
Count of Amount	2	2
Sum of Amount	\$81,750	\$81,750
Percentage	100.0%	100.0%

\* The count in each chart represents the number of awards. The percentage represents the portion of dollars awarded to certified firms compared to the total dollar amount awarded to all certified firms.

**FY2024 YTD Contracts Determined Exempt by Departments with Council Approval\***

<b>Dept</b>	<b>Justification</b>	<b>Contract Title</b>	<b>Amount</b>
ARA	Federal / State Funds – No Goal	AWD -Annual Medical Professional Liability Insurance policy	\$81,360
ARA	Unspecified	General Property Insurance Renewal 2024	\$25,549,694
ARA	Unspecified	Terrorism Insurance Renewal 2024	\$402,674
CS	Federal / State Funds – No Goal	AWD- Election Services relating to the Election to be held on November 7, 2023	\$2,631,265
DON	Unspecified	AWD - Mowing and Debris Removal	\$50,000
DON	Unspecified	AWD - Mowing and Debris Removal	\$50,000
DON	Unspecified	AWD - Mowing and Debris Removal - SPD-JBG-07052023-004	\$50,000
DON	Unspecified	AWD Mowing and Debris Removal	\$50,000
FIN	Interlocal Agreement	Record Storage and Retrieval Services for Various Departments. LC-N-0734-039-20516	\$1,144,576
FIN	Pre-Award GFE	Energy Consulting Services - T32833	\$375,000
FIN	Unspecified	AWD - Market Place Annual Subscription	\$50,000
FMD	Emergency	Emergency Purchase of Parts and Services to maintain and improve the operational efficiency of our Trash and Recycling Collection Vehicles - E33118	\$200,000
FMD	Unspecified	AWD - Automotive, Equipment & Parts - EPO# SPD-JBG-07142023-004	\$50,000
FMD	Unspecified	AWD - Automotive, Equipment, & Parts - EPO# SPD-JBG-07142023-005	\$50,000
FMD	Unspecified	AWD- Vehicle Parts and Service - EPO# SPD-JBG-09082023-001	\$50,000
GSD	Emergency	Construction Manager at Risk Contract for Pre-Construction and Construction Phase Services for the new North Belt Police Station Project; WBS No: G-000165-0001-4	\$20,426,229
GSD	Emergency	Emergency repair and Construction Services at the Houston Fire Department Val Jahnke Training Facility- 25CONS553-WBS No: C-000236	\$1,202,728
GSD	Emergency	Emergency Repairs to Exhaust Removal Systems - E33012	\$30,000
GSD	Unspecified	Contribution Agreement - 25MSCL142	\$1,500,000
GSD	Unspecified	Professional Architectural Services Contract - 25DSGN137- WBS No: D-160010-0002-3	\$624,500
GSD	Unspecified	Purchase of Restroom and Shower Trailers - P40-WS1024999823	\$548,600
HAS	Emergency	AWD Emergency Purchase for Installation of a Temporary Roofing System-E33054	\$178,700
HAS	Emergency	Construction materials engineering and testing services	\$25,000
HAS	Emergency	Engineering Materials Testing & Inspections for HAS Projects	\$800,000
HAS	Federal / State Funds – No Goal	H32950- Professional membership and public relations services ( Bay Area Houston Economic Partnership )	\$420,000

HAS	Federal / State Funds – No Goal	Public WIFI and Data Network Maintenance and Support Services-S19-L32555	\$3,073,955
HAS	Federal / State Funds – No Goal	Q32776 - Harmony in the air (various music artists and performing arts organizations)	\$720,000
HAS	Federal / State Funds – No Goal	Q32776 - Harmony in the air (various music artists and performing arts organizations)	\$2,520,000
HAS	Federal / State Funds – No Goal	Q32776 - Harmony in the air (various music artists and performing arts organizations)-	\$360,000
HAS	Federal / State Funds – No Goal	Subrecipient Agreement providing up to \$250,000.00 in Community Development Block Grant (CDBG) funds to provide supportive services to 500 unduplicated homeless and low-to-moderate income individuals living in Houston	\$250,000
HAS	Unspecified	2023- Mayor Summer Jobs Program	\$50,000
HAS	Unspecified	AWD - AAAE Federal Affairs Membership	\$216,139
HAS	Unspecified	AWD - Door Repair	\$50,000
HAS	Unspecified	AWD - Mayor's Summer Youth Program 2024 Consulting Services	\$50,000
HAS	Unspecified	AWD - Safety Shoes	\$50,000
HAS	Unspecified	AWD - Service for Bluewave Supplier	\$50,000
HAS	Unspecified	AWD - Software Maintenance	\$50,000
HAS	Unspecified	HAS – Flight Tracking and Noise Monitoring Services Agreement with Saab, Inc.	\$3,456,000
HAS	Unspecified	HAS – Reimbursable Memorandum of Agreement (RMOA) with U.S. CBP for Communications and IT Equipment and Services at IAH	\$119,107
HCD	Federal / State Funds – No Goal	COALITION for the HOMELESS of HOUSTON/HARRIS COUNTY to provide Housing Opportunity for Persons with AIDS Funds and Emergency Solutions Grant Funds for the Operation and Maintenance of a Homeless Management Information System	\$151,005
HCD	Federal / State Funds – No Goal	Empowering Solar Jobs Program the continuing operation of a Job Services Program to provide Workforce Development by preparing and accelerating STEM career opportunities to program participants in underserved neighborhoods.	\$459,206
HCD	Federal / State Funds – No Goal	Housing Navigation Center Operations	\$474,498
HCD	Federal / State Funds – No Goal	Professional Services Agreement to provide Economic Development Initiative-Community Project Funds and American Rescue Plan Act Coronavirus State and Local Fiscal Recovery Funds for the Houston Financial Empowerment Center	\$502,087
HCD	Federal / State Funds – No Goal	Subrecipient Agreement between City of Houston and LONE STAR COLLEGE SYSTEM to provide Department of Labor – Community Project Funding Funds for the Empowering Solar Jobs Program	\$290,794
HCD	Federal / State Funds – No Goal	Subrecipient Agreement for Rapid Rehousing Case Management and Navigation Services to households at risk or experiencing homelessness.	\$258,750
HCD	Federal / State Funds – No Goal	Subrecipient Agreement for the administration and operation of Project Access, a Homeless Transportation Program to provide homeless persons with access to essential health and social resources	\$250,000
HCD	Federal / State Funds – No Goal	Subrecipient Agreement provide (CDBG-CV) Funds to Rapid Re-Housing and Case Management Services to a minimum of 56 unduplicated households who have been impacted by COVID-19	\$273,688
HCD	Federal / State Funds – No Goal	Subrecipient agreement providing Administrative Services to Providers that will serve a minimum of 250 households who are	\$1,655,570

		homeless or at risk of homelessness and may be survivors of domestic violence, sexual assault and/or human trafficking	
HCD	Federal / State Funds – No Goal	Subrecipient Agreement providing CDBG Funds for the administration of a program that will provide individuals transitioning from homelessness with coordinated Housing Stability Case Management, Employment Training, and Substance Use Disorder Services	\$244,427
HCD	Federal / State Funds – No Goal	Subrecipient Agreement providing Emergency Solutions Grants Funds for Rapid Rehousing Case Management and Navigation Services to homeless households	\$327,538
HCD	Federal / State Funds – No Goal	Subrecipient Agreement providing up to \$150,000.00 in CDBG funds to provide case management and employment services to 150 unduplicated low-to-moderate income individuals living in Houston.	\$150,000
HCD	Federal / State Funds – No Goal	Subrecipient Agreement providing up to \$250,000.00 in CDBG funds to provide case management and employment services to approximately 250 unduplicated low-to-moderate income individuals living in Houston.	\$250,000
HCD	Federal / State Funds – No Goal	Subrecipient Agreement to provide CDBG Funds for the administration and operation of a Workforce Development Program for a minimum of 125 low-to-moderate income adults residing in the City of Houston.	\$250,000
HCD	Federal / State Funds – No Goal	Subrecipient Agreement to provide CDBG Funds to provide Housing Education and Counseling Services for approximately 475 low-to-moderate income households.	\$200,000
HCD	Federal / State Funds – No Goal	Subrecipient Agreement to provide Community Development Block Grant – Cares Act (CDBG-CV) Funds to provide Diversion Services to a minimum of 90 households who are at risk for immediate homelessness	\$100,000
HCD	Federal / State Funds – No Goal	Subrecipient Agreement to provide Community Development Block Grant – Cares Act Funds to provide Diversion Service at least 350 households who are at risk for immediate homelessness	\$626,058
HCD	Federal / State Funds – No Goal	Subrecipient Agreement to provide for Administration and Operation of an Emergency Shelter for individual youth experiencing homelessness	\$315,179
HCD	Federal / State Funds – No Goal	Subrecipient Agreement to provide the administration and operation of the Housing Entrepreneurial and Readiness Training (H.E.A.R.T.) Program, a Job Training Program for developmentally disabled low- and moderate-income adults	\$250,000
HCD	Federal / State Funds – No Goal	Subrecipient Agreement to provide up to \$1,100,000.00 in (ESG-CV) Funds to provide Housing and Supportive Services to a minimum of 30 unduplicated individuals experiencing homelessness	\$51,895
HCD	Federal / State Funds – No Goal	Subrecipient Agreement with SEARCH HOMELESS SERVICES for a program that will provide homeless services including Outreach and Engagement, Housing Case Management, Navigation, Integrated Healthcare, and Peer Recover Services to 770 individuals.	\$1,111,687
HCD	Federal / State Funds – No Goal	Subrecipient Agreement with SEARCH HOMELESS SERVICES to provide HOPWA Funds for the administration and operation of a Childcare Services Program with Supportive Services for families living with AIDS/HIV	\$140,273
HCD	Loan	Light Rail Lofts	\$0
HEC	Federal / State Funds – No Goal	Disaster Clean-up and Recovery	\$353,618
HFD	Federal / State Funds – No Goal	Annual Re-Certification Fees for Firefighters	\$341,655
HFD	Pre-Award GFE	Emergency Medical Tracking System for the Houston Fire Department.	\$32,500
HFD	Unspecified	AWD - Software Maintenance	\$36,941



HHD	Federal / State Funds – No Goal	AWD- Professional Services for Advancing Equity and Outreach Services - E31186	\$4,884,660
HHD	Federal / State Funds – No Goal	Compromise and Settlement Agreement	\$99,827
HHD	Interlocal Agreement	Interlocal Agreement between the City and Harris County Protective Services for Children and Adults (HCPSCA) in connection with My Brother's Keeper (MBK) Houston Local Action Plan	\$665,191
HHD	Unspecified	AWD - Air Conditioning	\$50,000
HHD	Unspecified	AWD - Dental Services - SPD-JBG-09012023-001	\$50,000
HHD	Unspecified	AWD - Dental Services - SPD-JBG-09012023-002	\$50,000
HHD	Unspecified	AWD - Legal Services -	\$50,000
HHD	Unspecified	AWD - Office Furniture	\$60,450
HHD	Unspecified	AWD- Advertising & Social Media Promotion	\$50,000
HHD	Unspecified	AWD- Caregiver Information Services/Evidence Base Interview - EPO# SPD-JBG-09012023-004	\$50,000
HHD	Unspecified	AWD- Moving & Storage -	\$50,000
HHD	Unspecified	AWD- Prescription Assistance - SPD-JBG-09012023-003	\$50,000
HITS	Unspecified	Electronic Discovery Software and Services - S33 -T29822	\$2,354,000
HPD	Federal / State Funds – No Goal	Emergency Shelter Program -	\$926,250
HPD	Federal / State Funds – No Goal	Houston Auto Crimes Task Force - HPD-3019 -FY24 ILA	\$43,432
HPL	Federal / State Funds – No Goal	AWD - Row House Projects and Visitors Center	\$285,000
HPW	Emergency	AWD Emergency Purchase of Operation and Maintenance of the Cryogenic Oxygen Plant at the 69th Street Wastewater Treatment Plant - E32996	\$850,000
HPW	Emergency	AWD Emergency Repairs of School Flashing Beacons - E33056	\$450,000
HPW	Emergency	AWD Emergency Repairs to Traffic Signals - E32988	\$73,385
HPW	Emergency	Continuation of the Bypass for Park Ten - P23-WS967377154	\$600,000
HPW	Emergency	Emergency Purchase for Fencing -P23-WS968894434	\$40,000
HPW	Emergency	Emergency Purchase for Underground Cable - P23-WS995524599	\$57,850
HPW	Emergency	Emergency Purchase of Chlorine - P23-E32998	\$3,100,000
HPW	Emergency	Emergency Purchase of Liquid Polymer Flocculant - E32942	\$9,000,000
HPW	Emergency	Emergency Repair and Restoration Services - P23-E33050	\$977,374
HPW	Emergency	Emergency Repair of Groundwater Well Motors - P23-E32912	\$250,000
HPW	Emergency	Emergency Repair Services of Water and Wastewater Pump Motors - P23-WS1013688022	\$1,470,000
HPW	Emergency	Emergency Transfer Pump Repair - P23-WS967361016	\$430,651
HPW	Emergency	Emergency Waterline Repair - E33022	\$3,640,000
HPW	Emergency	Emergency Waterline Repair - E33028	\$3,050,000
HPW	Emergency	Emergency Waterline Repair Inspections - E32834	\$4,560,425
HPW	Emergency	Rental of Construction Safety Equipment-P23-WS967431867	\$80,000
HPW	Emergency	Traffic Control Services - P23-WS967487469	\$300,000
HPW	Emergency	Traffic Control Services Wastewater Capital Construction Project - P23-WS967431804	\$75,000
HPW	Federal / State Funds – No Goal	Bridge Replacement or Rehabilitation Off the State System for Benning Drive at Chimney Rock Ditch - WBS No. N-240014-0001-7	\$61,105

HPW	Federal / State Funds – No Goal	Bridge Replacement or Rehabilitation Off the State System for Van Fleet Street - WBS No. N-240015-0001-7/1	\$48,400
HPW	Federal / State Funds – No Goal	Design and Construction of Walnut Bend Lane Project-WBS No(s). N-MD0450-0003-7, S-000500-0307-7, R-000500-0307-7	\$3,040,653
HPW	Federal / State Funds – No Goal	Improvements to FM 526 from Nola Court to IH-10 - WBS No(s): N-TX0526-0001-7	\$100
HPW	Federal / State Funds – No Goal	Lake Livingston Spillway Gate Repair and Coating Project - WBS No. S-000895-0002-7	\$4,309,612
HPW	Federal / State Funds – No Goal	Public Highway At-Grade Crossing - WBS No(s): N-321040-0108-7	\$2,168,949
HPW	Federal / State Funds – No Goal	Relocation and adjustment of existing Sanitary Sewer Line along SH-35 - WBS Nos: N-TX0035-0005-7, R-000521-0230-7, S-000521-0230-7	\$378,558
HPW	Federal / State Funds – No Goal	THE TEXAS DEPARTMENT OF TRANSPORTATION for Bridge Replacement or Rehabilitation Off the State System, for Enid Street at Little White Oak Bayou (WBS# N-140012-0001-7, N-140011-0001-7, N-140013-0001-7, N-240009-0001-7)	\$187,000
HPW	Federal / State Funds – No Goal	Water Resource Investigations	\$6,121,793
HPW	Unspecified	Advanced Funding Agreement to relocate and adjust an existing water line. - WBS No(s). N-TX1960-0003-7, S-000521-0222-7	\$24,979
HPW	Unspecified	AWD - Ammonium Sulfate Liquid	\$2,663
HPW	Unspecified	AWD - ANNUAL MEMBERSHIP RENEWAL 2023-2024	\$100,988
HPW	Unspecified	AWD - Professional Legal Services -	\$50,000
HPW	Unspecified	AWD - Software Maintenance	\$50,000
HPW	Unspecified	Purchase of Fire Hydrant Wrenches - I07166	\$1,698
LGL	Unspecified	AWD - Court Reporting Services	\$50,000
LGL	Unspecified	AWD - Legal Services	\$50,000
LGL	Unspecified	AWD-Professional Legal Services	\$50,000
MYR	Federal / State Funds – No Goal	AWD - Improvements at Jones Hall	\$2,700,000
MYR	Federal / State Funds – No Goal	Illegal Dumping Law Enforcement	\$1,930,800
MYR	Interlocal Agreement	AWD Repair/Replacement of Decorative Lights on Southwest Freeway Bridges in the Downtown Corridor -	\$2,660,000
PD	Federal / State Funds – No Goal	AWD- Operation of the Houston BCycle Bike Share Program -	\$540,430
PRD	Federal / State Funds – No Goal	AWD- ILA Amendment 2nd BOMD Willow Waterhole Greenway FY2024	\$25,000
SWD	Unspecified	Compromise, Settlement and Release Agreement	\$76,229
<b>Total</b>			<b>\$140,005,345</b>

\*These contracts were not reviewed or approved by OBO



**FY2024 Citywide Contracts with Waivers**

<b>Dept</b>	<b>Justification</b>	<b>Contract Title</b>	<b>Amount</b>
ARA	Drop Shipment	Purchase of Animal Enforcement Officer AEO Trucks and a Mobile Adoption Unit - P40-WS986294254	\$752,052
ARA	Non-Divisible	Purchase of two Ford F-250 ¾ Ton Trucks - WS985003126	\$91,440
ARA	Sole Source	Purchase Order Addendum for Electric, Eco-Friendly and On-Demand Shared Ride Services within multiple Houston Complete Communities	\$281,000
ARA	Specialized and/or Technical	Records Storage and Imaging Services	\$262,396
ARA	Specialized and/or Technical	Spay/Neuter Services - P16-L32727	\$974,558
FIN	Sole Source	Cyber Security Monitoring Services for Houston Information Technology Services	\$514,080
FIN	Sole Source	Info Master Services Agreement to provide Infor Public Sector (IPS) and Enterprise Asset Management (EAM) Software Suites, and Professional Services for Various Departments. S36-H26262	\$15,082,370
FIN	Sole Source	Sole Source Contract for Maintenance and Repair Services on Stryker Stretcher Cots for the Houston Fire Department;	\$239,796
FMD	Drop Shipment	AWD - Purchase Global R4 Air Sweepers Replacement Parts and Repair Services - S64-E32814	\$1,704,951
FMD	Drop Shipment	GM Car and Truck OEM Replacement Parts and Repair Services	\$2,488,739
FMD	Drop Shipment	John Deere Agricultural Mowers and Agricultural Equipment, Replacement Parts and Repairs Services for the Fleet Management Department. S40-S26239	\$1,803,008
FMD	Drop Shipment	Purchase of Automotive Shop Equipment - P26-WS963771753	\$1,301,771
FMD	Drop Shipment	Purchase of Ford F-350 1-Ton Utility Fuel Trucks and Ford F-250 Troubleshooting Response Unit Trucks - WS986036558	\$427,280
FMD	Drop Shipment	Purchase Replacement Parts and Repair Services for Water and Wastewater Pumps and Motors-	\$347,210
FMD	Emergency	Emergency Purchase of Automotive Lubricant Services-E32931	\$208,059
FMD	Emergency	Emergency Purchase Orders for Services and Repairs - E32984	\$150,000
FMD	Emergency	Emergency Repairs for Ambulance Module Refurbishing and Remodeling Services	\$565,299
FMD	Non-Divisible	AWD Emergency Purchase of Services and Parts-E32999	\$350,000
FMD	Non-Divisible	Commercial Driver's License ("CDL") Training to employees - E32995	\$619,220
FMD	Non-Divisible	Purchase of Ferrara Truck Replacement Parts and Repair Services - S35-S32779	\$3,219,010
FMD	Non-Divisible	Unleaded Gasoline Services -S05-E33043	\$62,741,137
FMD	Other	AWD- Purchase of OEM Automotive Parts and Supplies - P12-E32665	\$4,147,899
FMD	Sole Source	AWD Purchase of JPRO Professional Diagnostic Software - E33063	\$72,684
GG	Specialized and/or Technical	Professional Services Contract to provide Art Related Services for the management of the City's Traffic Signal Control Cabinet Mural Program	\$395,000
GSD	Drop Shipment	Purchase of an IMOC (Interagency Marine Operations Center) Phase II Boat House and associated equipment-E32954	\$154,931
GSD	Drop Shipment	Purchase of Modular Building Replacements for Fire Station 101-P13-E32863	\$215,356
GSD	Emergency	Emergency Construction Repairs and Waterproofing Services at the City Hall Tunnel - E33047	\$963,894

GSD	Emergency	Non-Hazardous Waste Collection, Transportation, and Disposal Services for Various Departments-E32898	\$501,423
GSD	Sole Source	Building Automation Controls - P14-E32859	\$11,200,000
HAS	Drop Shipment	Purchase of Floor Cleaning Equipment - E33122	\$343,407
HAS	Federal / State Funds – No Goal	Passenger Loading Bridges Replacement Services at IAH & HOU; Project Nos. 946A & 946B	\$38,597,138
HAS	Federal / State Funds – No Goal	Q32776 - Harmony in the air (various music artists and performing arts organizations)	\$360,000
HAS	Federal / State Funds – No Goal	Q32776 - Harmony in the air (various music artists and performing arts organizations)	\$720,000
HAS	Federal / State Funds – No Goal	Q32776 - Harmony in the air (various music artists and performing arts organizations)- ORDINANCE	\$4,680,000
HAS	Federal / State Funds – No Goal	Smart Restroom Technology Maintenance (TRAX Analytics, LLC) - ORDINANCE	\$2,336,197
HAS	No Available MWSBEs	T32903 - Flight Information Display Systems (Infax, Inc.)	\$2,340,000
HAS	Non-Divisible	AWD Purchase of Hardware and Software Support Services, Software Extended Warranties as well as Data Backup and Recovery Renewal Services - E33066	\$737,135
HAS	Non-Divisible	Seventeen (17) Hybrid Electric Ford F-150 Pick-up Trucks on behalf of Various Departments -E32952	\$705,560
HAS	Other	AWR-CLASS 3 TRUCKS (10,001 14,000 LB. GVWR)	\$2,845,752
HAS	Specialized and/or Technical	Airport Operations and Management Software Solution for the Houston Airport System	\$725,000
HCD	Non-Divisible	The Village Learning Center Inc. to provide funding up to \$200,000.00 for 125 individuals in a Vocational/Educational Training Program serving a Special Needs Population	\$200,000
HEC	Specialized and/or Technical	Language Interpretation Services for Houston Emergency Center - S80-T32585	\$1,421,200
HFD	Drop Shipment	AWD - Purchase of Mobile Data Computers, Docking Stations, and Corresponding Deployment Services - P28-E33058	\$716,996
HFD	Drop Shipment	AWD Purchase of Complete Ambulance Chevy C3500 Regular Cab-E33030	\$5,020,920
HFD	Drop Shipment	Medical, Dental, Ambulatory Supplies and Pharmaceuticals for Various Departments-S05-S32337	\$27,223,906
HFD	Drop Shipment	Purchase and Outfitting of one (1) GMC 2500HD Truck-E32913	\$104,993
HFD	Drop Shipment	Purchase of Exercise Equipment - S80-N32884	\$127,272
HFD	Drop Shipment	Purchase of Fire Trucks and Apparatus - P40-WS1006918012	\$11,574,882
HFD	Drop Shipment	Purchase of Hydraulic Cutting and Lifting Equipment - WS979910842	\$309,265
HFD	Emergency	Emergency Purchase of EMS Medical Supplies-E32927	\$523,254
HFD	Emergency	Emergency Purchase of one Mobile Stroke Ambulance Unit	\$848,395
HFD	Non-Divisible	Purchase of Fire Trucks and Apparatus - P40-WS1006918012/A	\$490,163
HFD	Pre-Award GFE	Aging and Caregiver Supportive Services - S05-L32607	\$215,000
HFD	Specialized and/or Technical	Exhaust Removal Services - S38-E33111	\$930,500
HFD	Specialized and/or Technical	Medical Health Screenings - S17-N32743	\$1,609,115
HHD	Emergency	Emergency Purchase of Aging and Respite Care Support Services-E32964	\$75,000

HHD	Emergency	Purchase for Influenza (Flu) Vaccines for seniors ages 65 years and older and youth six months and older citizens for Harris County Area Agency	\$69,283
HHD	Minimal MWSBE Participation	Residential Repair and Chore Maintenance - L32553	\$126,939
HHD	Minimal MWSBE Participation	Residential Repair and Chore Maintenance - P14-L32553	\$996,677
HHD	Non-Divisible	Aging and Caregiver Supportive Services. S72-Q26125	\$3,020,000
HHD	Non-Divisible	Community-Based HIV/STD Counseling, Testing Referral, and Linkage Services and HIV Health Education and Risk Reduction Services for the Houston Health Department. S69-T29052	\$1,202,610
HHD	Non-Divisible	Community-Based HIV/STD Counseling, Testing Referral, and Linkage Services for the Houston Health Department. S69-T29052	\$3,099,500
HHD	Non-Divisible	HIV Health Education and Risk Reduction Services for the Houston Health Department. S69-T29052	\$450,000
HHD	Non-Divisible	Prescription Services provided to older adults through Harris County Area Agency on Aging of the Houston Health Department. S60-T29074	\$500,000
HHD	Non-Divisible	Routine/Opt-Out HIV Testing in Healthcare Settings for the Houston Health Department. S69-T29052	\$1,700,000
HHD	Non-Divisible	Various Services provided to older adults through Harris County Area Agency on Aging of the Houston Health Department. S72-Q26125	\$400,000
HHD	Pre-Award GFE	Aging & Caregiver Support Services - S05-L32607	\$1,200,000
HHD	Pre-Award GFE	Aging and Caregiver Supportive Services - S05-L32607	\$1,100,000
HHD	Pre-Award GFE	AWD - Aging & Caregiver Support Services - S05-L32607	\$1,100,000
HHD	Pre-Award GFE	AWD -Aging & Caregiver Support Services - S05-L32607	\$1,100,000
HHD	Pre-Award GFE	Financial Management (Income Support) Services - S05-L32606	\$1,000,000
HHD	Sole Source	AWD - Essence for Syndromic Surveillance, Anomaly Detection, and Alerting System - E32935	\$816,729
HHD	Sole Source	AWD- Essence for Syndromic Surveillance, Anomaly Detection, and Alerting System for the Houston Health Department - -E32935	\$816,729
HHD	Sole Source	Cyberlab Laboratory Information Systems for the Houston Health Department	\$48,339
HHD	Sole Source	Software Product License & Software Product Services for HDHS S55-E24638	\$246,000
HHD	Specialized and/or Technical	Financial Services for City Programs	\$760,000
HHD	Specialized and/or Technical	Provide Credible Messenger Services - P22-T32754	\$475,000
HHD	Specialized and/or Technical	Purchase of Medical Supplies - WS1019577092	\$730,000
HHD	Specialized and/or Technical	Purchase of Medical Supplies - WS1019577092/A	\$400,000
HITS	Drop Shipment	AWD - HEC HPE Allectra 9000	\$142,670
HITS	No Available MWSBEs	AWD - OpenGov-Open Data Portal Software Subscription	\$148,347
HITS	No Available MWSBEs	AWD -Tenable Nessus Security Center	\$158,569
HITS	Non-Divisible	AWD - 311 Related Citizen Information Systems	\$131,040
HITS	Non-Divisible	AWD - Bullwall Software Subscription Services	\$220,260
HITS	Non-Divisible	AWD - ETHAN2 Microsoft License Renewal for FY24	\$187,530
HITS	Non-Divisible	AWD - HEC HPE Software	\$130,665
HITS	Non-Divisible	AWD - HHD Router Refresh	\$164,016

HITS	Non-Divisible	AWD - PRD Router Refresher	\$163,644
HITS	Non-Divisible	AWD - Recorded Future Software	\$247,345
HITS	Non-Divisible	AWD - SnowFlake Subscription	\$102,623
HITS	Non-Divisible	AWD Purchase of GovQA Software Renewal and Maintenance - P10-E33051	\$339,078
HITS	Non-Divisible	AWD- VMware Software Licenses Renewal	\$205,886
HITS	Non-Divisible	Purchase of an Enterprise Email Archival System - P10-E32966	\$2,244,136
HITS	Non-Divisible	Purchase of Microsoft Server Cloud Enrollment Licensing-P11-E32909	\$567,459
HITS	Non-Divisible	Purchase of Microsoft Unified Support Services supporting Microsoft products-	\$2,810,901
HITS	Non-Divisible	Purchase of Software Licenses and Maintenance for Enterprise Service Management Portal - P10-E32967	\$9,559,244
HITS	Specialized and/or Technical	AWD - Consultant Services	\$166,400
HITS	Specialized and/or Technical	AWD - EAS SAP HCM Project Executive Consultant Services	\$258,000
HITS	Specialized and/or Technical	AWD - EIS Solutions Architect	\$167,440
HITS	Specialized and/or Technical	AWD - Network PMO Lead	\$122,112
HITS	Specialized and/or Technical	AWD - SAP Upgrade and Migration to S4 HANA Assessment	\$101,673
HITS	Specialized and/or Technical	AWD - Services Agreement	\$291,390
HITS	Specialized and/or Technical	AWD - Voice Managed Services	\$179,529
HPD	Drop Shipment	AWD - Aircraft Engine Parts, Overhauls, and Repair Services - S17-N32921	\$1,724,814
HPD	Drop Shipment	AWD - Purchase of Motorola Police Radios, Batteries & Charging Stations (MCOT Rapid Response Teams)	\$168,300
HPD	Drop Shipment	AWD - Purchase of Smart Board Systems	\$195,326
HPD	Drop Shipment	AWD Purchase of Ford Bronco Sport and Ford Edge Vehicles - E33096	\$762,043
HPD	Drop Shipment	AWD Purchase of Ford Interceptor Vehicles - E33101	\$2,016,400
HPD	Drop Shipment	AWD Purchase of M500 In-Car Video Systems - E33008	\$2,443,968
HPD	Drop Shipment	AWD Purchase of V700 Body Worn Cameras - E33059	\$2,350,000
HPD	Drop Shipment	AWD-Purchase Motorola Batteries and Chargers for HPD	\$110,419
HPD	Drop Shipment	Fifty-two (52) Hybrid Electric Ford F-150 Pick-up Trucks-E32940	\$2,158,182
HPD	Drop Shipment	Ford Explorer Police Pursuit Vehicles - WS1030939467	\$3,505,670
HPD	Drop Shipment	Purchase and Installation of an Equipment Rack and Audio/Visual Systems -WS924301315	\$109,929
HPD	Drop Shipment	Purchase of Chevrolet Malibu LS Sedans - WS989939316	\$192,550
HPD	Drop Shipment	Purchase of Chevrolet Silverado 1500 ½ Ton Crew Cab 4x2 Pickup Trucks - WS992937791	\$671,350
HPD	Drop Shipment	Purchase of Chevrolet Silverado 2500HD Vehicles - E33108	\$549,245
HPD	Drop Shipment	Purchase of Chevrolet Suburban and Tahoe Vehicles - P40-WS942717190	\$4,576,610
HPD	Drop Shipment	Purchase of Conductive Energy Devices (CED's) and related accessories, supplies, warranties, training, and repair services - E33002	\$4,500,000



HPD	Drop Shipment	Purchase of Ford F-150 XLT 4x4 Hybrid Trucks - WS993977547	\$118,386
HPD	Drop Shipment	Purchase of Ford F-350 4X4 Dually Truck - WS992563146	\$64,844
HPD	Drop Shipment	Purchase of Four Ford 350 Transit 15 Passenger Vans - WS989508748	\$217,704
HPD	Drop Shipment	Purchase of Hybrid Ford Maverick Crew Cabs XLT FWD vehicles - E33104	\$1,016,116
HPD	Drop Shipment	Purchase of Hybrid Toyota RAV4 and Hybrid Toyota Corolla - WS969046988	\$304,620
HPD	Drop Shipment	Purchase of One Bomb Squad Response Vehicle - P40-WS977893244	\$119,830
HPD	Drop Shipment	Purchase of Six Hybrid Toyota Sienna Vans-E32986	\$222,810
HPD	Drop Shipment	Purchase of two Bomb Response Trucks	\$281,516
HPD	No Available MWSBES	Veterinary Services for the Houston Police Department	\$96,485
HPD	Non-Divisible	AWD - Cellebrite Software Ultimate Dongle Licenses Annual Subscription Renewal	\$208,062
HPD	Non-Divisible	AWD - Formulytics Software Fee	\$240,449
HPD	Non-Divisible	AWD - Purchase of One-Year Bronze Subscription WEB Intelligence Platform	\$234,514
HPD	Non-Divisible	AWD -Annual Subscription for CyberOne Carbon Black Security Platform Licenses	\$110,460
HPD	Non-Divisible	AWD- One-Year Maintenance Renewal for Netmotion Services	\$122,351
HPD	Non-Divisible	AWD- Purchase of Maintenance Support Renewal Subscription for Compellent (SAN)	\$182,160
HPD	Non-Divisible	Purchase of a Command Post Tactical Operations Vehicle - P40-WS977929657	\$269,403
HPD	Non-Divisible	Purchase of a Quadruped Robot	\$246,120
HPD	Non-Divisible	Purchase of Dataminr First Alert Platform Licenses - P40-WS998032065	\$108,000
HPD	Non-Divisible	Purchase of Ford F-450 1-Ton 4x4 Crew Cab Pickup Truck - WS993070974	\$72,942
HPD	Non-Divisible	Purchase of Ford F150 Police Pursuit Vehicles - P40-WS989680895	\$492,683
HPD	Non-Divisible	Purchase of Nutanix NX Hardware and Software Support Services	\$337,514
HPD	Non-Divisible	Purchase, Removal and Installation of an Audio Controller Systems	\$111,673
HPD	Sole Source	AWD Purchase of 12 Month Renewal of Software License Maintenance and Support for Handheld Citation Devices - E33125	\$88,684
HPD	Sole Source	AWD Purchase of Subscription Renewal and Software Upgrades - E33074	\$182,400
HPD	Sole Source	Helicopter Inspection and Repair Services - P27-WS968452570	\$1,626,362
HPD	Sole Source	Lease of two (2) Postage Meter Machines with two (2) Software Packages - E32975	\$310,933
HPD	Sole Source	Professional Helicopter Training Services - E33035	\$136,142
HPD	Sole Source	Purchase of Forensic Investigative Software Subscription Renewal (Enterprise Crime Tracer)-P21-E32906	\$139,550
HPD	Sole Source	Purchase of Towed Vehicle Reporting Management System for the Annual Renewal of Application License, Maintenance and Upgrade Service-P21-E32916	\$63,600
HPD	Specialized and/or Technical	AWD- Installation Services of Camera Boxes	\$166,303
HPD	Specialized and/or Technical	Payroll and Staffing Services for Temporary Forensic Nurses for HPD'S Domestic Abuse Response Team - P29-N32929	\$697,610



HPD	Specialized and/or Technical	Records Management System - S93-T32307	\$35,335,328
HPL	Non-Divisible	AWD Software Upgrades, Maintenance, and Support Services for a series of products - P15-E32983	\$394,104
HPL	Non-Divisible	Purchase of custom millwork and casework services for the Houston Public Library Julia Ideson Building Map Room - E32943	\$120,008
HPL	Sole Source	AWR-Book Management and Security Services for the Houston Public Library	\$1,600,000
HPW	Drop Shipment	AWD Purchase of Maintenance, Repair, Operating and Industrial Supplies and Equipment - E32941	\$34,278,276
HPW	Drop Shipment	AWD Purchase of Swing and Plug Valves - P34-E33502	\$225,817
HPW	Drop Shipment	Earth Moving Equipment - P23-WS956685103	\$7,299,674
HPW	Drop Shipment	Furnish and Install Electrical Actuators for Houston Public Works - P34-N32824	\$155,105
HPW	Drop Shipment	Furnish Chemical Tanks-P07-N32701	\$116,106
HPW	Drop Shipment	Plumbing Supplies for Various Departments - P04-S32331	\$2,788,000
HPW	Drop Shipment	Plumbing Supplies for Various Departments- P04-S32331	\$392,000
HPW	Drop Shipment	Purchase of a Pavement Marking Truck - P23-WS995630770	\$451,744
HPW	Drop Shipment	Purchase of Air Release Valves-P34-E32930	\$315,139
HPW	Drop Shipment	Purchase of Cameras - P23-E33086	\$140,414
HPW	Drop Shipment	Purchase of Hybrid Maverick Trucks - P23-E32985	\$783,235
HPW	Drop Shipment	Purchase of Hybrid Pickup Trucks - WS1019577007	\$6,983,270
HPW	Drop Shipment	Purchase of Laboratory Equipment - P23-WS1015334607	\$419,665
HPW	Drop Shipment	Purchase of Maintenance, Repair, Operating (MRO) Supplies and Equipment	\$11,871,719
HPW	Drop Shipment	Purchase of Medium/Heavy Duty Trucks - P23-WS1007686003	\$6,307,992
HPW	Drop Shipment	Purchase of Pneumatic and Mud Valves-	\$217,897
HPW	Drop Shipment	Purchase of School Zone Traffic Parts-P23 - E32949	\$162,500
HPW	Drop Shipment	Purchase of Sludge Dryer Divider Components-P34-E32914	\$87,942
HPW	Drop Shipment	Purchase of Super Duty Trucks - P23-E33076	\$2,241,496
HPW	Drop Shipment	Purchase of various Furniture Items - WS999572272	\$214,549
HPW	Drop Shipment	Purchase of Various Types/Sizes of Pumps and related equipment - P37- N31259	\$1,022,852
HPW	Drop Shipment	Rental of a Modular Building - P23-WS956401594	\$114,880
HPW	Drop Shipment	Repair Clamps-P23-E32926	\$220,457
HPW	Emergency	AWD - Emergency Waterline Repair - E32872	\$4,099,400
HPW	Emergency	AWD Emergency Maintenance and Repair of Belt Filter Presses - P23-E32989	\$640,000
HPW	Emergency	AWD Emergency Waterline Inspection - E33027	\$3,536,000
HPW	Emergency	AWD Emergency Waterline Inspection Services - E33020	\$6,200,000
HPW	Emergency	AWD Emergency Waterline Repair - E33023	\$3,640,000
HPW	Emergency	AWD Emergency Waterline Repair - E33024	\$3,600,000
HPW	Emergency	AWD Emergency Waterline Repair - E33025	\$3,900,000
HPW	Emergency	AWD Emergency Waterline Repair Inspections - E32987	\$11,275,000

HPW	Emergency	Emergency Bridge Repair Services -P23-E32848	\$990,000
HPW	Emergency	Emergency Inspections of Manholes-P23-E32624	\$611,500
HPW	Emergency	Emergency Purchase of Chlorine for the Greater Northeast Houston Service Area	\$125,000
HPW	Emergency	Emergency Purchase of EMS Medical Supplies -E32927	\$754,861
HPW	Emergency	Emergency Purchase of four (4) Booster Pumps-P23-E32925	\$108,910
HPW	Emergency	Emergency Purchase of Water Sampling and Flushing of Drinking Water Dead End Lines Services -E32929	\$725,000
HPW	Emergency	Emergency Repairs to the Force Main at the Sims South Wastewater Treatment Plant-P23-E32915	\$175,000
HPW	Emergency	Emergency Repairs to the Traffic Signal Cables-E32878	\$101,088
HPW	Emergency	Emergency Repairs to Traffic Signal Poles-E32868	\$89,725
HPW	Emergency	Emergency Repairs to Traffic Signals-P23-E32917	\$277,510
HPW	Emergency	Emergency Waterline Repair - E33021	\$3,050,000
HPW	Emergency	Emergency Waterline Repair - E33026	\$3,600,000
HPW	Emergency	Purchase of Liquid Ammonium Sulfate	\$1,500,000
HPW	Emergency	Purchase of Water Meter Services - WS1021548433	\$6,500,000
HPW	Federal / State Funds – No Goal	Gessner Road from north of Briar Forest to Richmond Avenue Project-WBS No. N-100017-0001-7	\$157,500
HPW	Federal / State Funds – No Goal	Purchase of SmartView Cameras and equipment-P24-E32953	\$124,704
HPW	Interlocal Agreement	Quiet Zones engineering services.	\$80,000
HPW	Non-Divisible	Equipment Rentals and related products and services - S35-E32622	\$11,490,956
HPW	Non-Divisible	Purchase of Lighting Ballasts-I06940	\$6,605
HPW	Non-Divisible	Rental of Sewer Cleaner Trucks - P24-E2991	\$486,000
HPW	Non-Divisible	Traffic Control Networking Hardware, Software and Professional Services	\$5,391,016
HPW	Other	Mosely Road Pavement Rehabilitation, Stormwater and Drinking Water System Improvements-WBS No(s). N-T08000-0004-7, S-000521-0229-7	\$383,448
HPW	Sole Source	Parking Business Intelligence System	\$219,450
HPW	Sole Source	Preventative and On-Call Maintenance Services for Alfa Laval Decanter Centrifuges - P37-E32933	\$2,679,269
HPW	Sole Source	Purchase for InfoMaster and InfoWorks Modeling Software	\$274,067
HPW	Sole Source	Software Upgrades, Maintenance, and Support Services for Laboratory Information Management System for Various Departments - P34-H33032	\$856,000
HPW	Sole Source	Sole source purchase of Ebara Plug-In Power and Control Cables-P23-E32854	\$219,655
HPW	Sole Source	Sole Source, for Wholesale Water Provider Platform Solution and Related Services for Houston Public Works;S76-E29488	\$180,000
HPW	Specialized and/or Technical	Advertisements Services - WS1021987799	\$100,000
HPW	Specialized and/or Technical	AWD 2019 City of Houston Water Conservation Plan and Drought Contingency Plan-	\$170,000
HPW	Specialized and/or Technical	Consulting Services for the Brownfields Redevelopment Program - P23-H32994	\$10,000
HPW	Specialized and/or Technical	Staff Augmentation Contract Compliance Monitoring Services for Construction Projects - S92-H33064	\$249,998
MYR	Drop Shipment	Purchase of Studio Lights and Lighting Equipment - E32911	\$177,891

MYR	Interlocal Agreement	AWD - Velasco Incinerator Clean-Up Project	\$80,000
MYR	Minimal MWSBE Participation	Purchase of Holiday Lighting Services for Hermann Square - E33011	\$148,000
MYR	Non-Divisible	Mobile Radiation Detector System for the Public Safety and Homeland Security	\$997,500
MYR	Pre-Award GFE	Professional Broadcast Audio Visual Technology Upgrade for City Hall Chambers for Houston Television (Municipal Channel);	\$63,110
OBO	Specialized and/or Technical	Staff Augmentation for Contract Compliance Monitoring Services for construction projects for the Office of Business Opportunity;	\$423,000
OBO	Specialized and/or Technical	Staff Augmentation for Contract Compliance Monitoring Services for non-construction projects for the Office of Business Opportunity	\$566,010
PRD	Drop Shipment	Purchase of four Harvey Replacement Zero Turn Mowers - S87 - N32728	\$107,800
PRD	Drop Shipment	Purchase of Replacement LED Lights and Fixtures - P40-WS978312114	\$149,312
PRD	Federal / State Funds – No Goal	International Management District Bikeways Project-WBS No. F-000782-0001-3; CSJ# 0912-72-398	\$50,024
SWD	Drop Shipment	AWD-Purchase of Grapple Trucks - E33082	\$877,240
SWD	Drop Shipment	Purchase of Four (4) Rear Loader LET 2-46 Refuse Trucks-E32981	\$1,269,284
SWD	Drop Shipment	Purchase of Grapple Trucks - E33082	\$2,547,071
SWD	Drop Shipment	Purchase of Nineteen (19) 33-Yard Automated Side-loading Refuse Trucks	\$7,636,613
SWD	Drop Shipment	Purchase of Trash and Recycling Carts - P40- WS957980421	\$1,250,000
SWD	Drop Shipment	Purchase of Trash and Recycling Carts - P40-WS957980421/1	\$1,250,000
SWD	Drop Shipment	Purchase Orders for Waste Carts, Recycling Carts, and related products-E32386 (2of2)	\$1,156,575
SWD	Emergency	Emergency Purchase of Illegal Dumping Debris Removal Services	\$2,995,200
SWD	Other	Compromise, Settlement and Release Agreement	\$587,000
<b>Total</b>			<b>\$507,517,865</b>



**FY2024 YTD Contracts Determined Exempt by Departments with Council Approval\***

<b>Justification</b>	<b>Count</b>	<b>Amount</b>
Unspecified	41	\$36,424,661
Pre-Award GFE	2	\$407,500
Loan	1	\$0
Interlocal Agreement	3	\$4,469,767
Federal / State Funds – No Goal	50	\$46,836,076
Emergency	25	\$51,867,342
<b>Total</b>	<b>122</b>	<b>\$140,005,345</b>
*These contracts were not reviewed or approved by OBO		

**Contracts with Waivers**

<b>Justification</b>	<b>Count</b>	<b>Amount</b>
Specialized and/or Technical	27	\$47,687,562
Sole Source	24	\$37,893,840
Pre-Award GFE	6	\$5,778,110
Other	4	\$7,964,098
Non-Divisible	50	\$118,222,119
No Available MWSBEs	4	\$2,743,401
Minimal MWSBE Participation	3	\$1,271,616
Interlocal Agreement	2	\$160,000
Federal / State Funds – No Goal	8	\$47,025,563
Emergency	32	\$62,398,800
Drop Shipment	75	\$176,372,756
<b>Total</b>	<b>235</b>	<b>\$507,517,865</b>

Exempt Contracts \$140,005,345

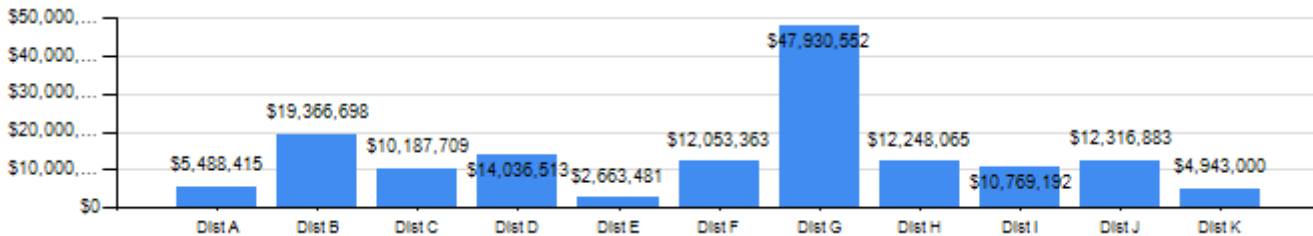
Waiver Contracts \$507,517,865

**Total Exempt & Waiver Contracts \$647,523,211**

The City of Houston certifies businesses throughout a 10-county (Harris, Montgomery, San Jacinto, Liberty, Chambers, Galveston, Brazoria, Fort Bend, Waller, Austin) area. As such, this data does not show overall MWSBE participation.

**FY2024 Awarded Contracts to Certified Firms  
by Council District**

The charts below represent the amount awarded by Council District for certified firms only. The data includes construction contracts, professional services contracts, goods & services contracts, purchase order and Pcards. Exempt and non-goal-oriented contracts are excluded.



Dist A	Dist B	Dist C	Dist D	Dist E	Dist F	Dist G	Dist H	Dist I	Dist J	Dist K
\$5,488,415	\$19,366,698	\$10,187,709	\$14,036,513	\$2,663,481	\$12,053,363	\$47,930,552	\$12,248,065	\$10,769,192	\$12,316,883	\$4,943,000

Council District	Asian	Black	Caucasian Women	Hispanic	Native American	Non-minority Male	Other	Grand Total
Dist A	\$2,620,751	\$471,055	\$986,569	\$731,258	\$475,182	\$203,600	\$0	\$5,488,415
Dist B	\$37,022	\$6,286,384	\$5,373,467	\$7,609,861	\$0	\$59,963		\$19,366,698
DIST C	\$952,429	\$5,957,117	\$44,317	\$3,221,784		\$12,062		\$10,187,709
Dist D	\$1,476,514	\$1,910,401	\$1,151,676	\$9,497,922				\$14,036,513
Dist E	\$1,260,000	\$108,805	\$5,758	\$1,288,918				\$2,663,481
DIST F	\$5,386,591	\$3,113,910	\$698,628	\$2,851,430		\$2,805		\$12,053,363
Dist G	\$2,426,473	\$5,637,432	\$0	\$39,787,772		\$78,875		\$47,930,552
Dist H	\$7,856,834	\$445,552	\$593,678	\$3,068,841		\$283,160		\$12,248,065
Dist I	\$5,545,000	\$915,237	\$982,670	\$3,326,284				\$10,769,192
Dist J	\$6,727,006	\$2,901,122	\$318,830	\$1,989,855	\$380,070	\$0		\$12,316,883
Dist K		\$2,474,175	\$79,729	\$2,389,096				\$4,943,000
Non Council District	\$9,974,230	\$57,752,431	\$18,818,328	\$57,793,774	(\$623,849)	\$1,447,149	\$26,215	\$145,188,279
Other	\$389,543	\$2,747	\$5,618,578	\$1,405,313		\$5,448	\$71,701,736	\$79,123,365
<b>Grand Total</b>	<b>\$44,652,394</b>	<b>\$87,976,368</b>	<b>\$34,672,228</b>	<b>\$134,962,108</b>	<b>\$231,403</b>	<b>\$2,093,062</b>	<b>\$71,727,951</b>	<b>\$376,315,514</b>

Council District	Number of Certified firms	Number of Certified Firms With Contracts	Percentage
Dist A	298	41	13.8%
Dist B	201	36	17.9%
Dist C	290	31	10.7%
Dist D	217	28	12.9%
Dist E	91	12	13.2%
Dist F	159	25	15.7%
Dist G	277	29	10.5%
Dist H	140	28	20.0%
Dist I	185	19	10.3%
Dist J	171	30	17.5%
Dist K	189	18	9.5%
Non Council District	2924	258	8.8%
<b>Grand Total</b>	<b>5142</b>	<b>555</b>	<b>10.8%</b>

Council District	Female	Male	Grand Total
Dist A	\$4,091,441	\$1,396,974	\$5,488,415
Dist B	\$13,055,336	\$6,311,362	\$19,366,698
Dist C	\$5,165,033	\$5,022,677	\$10,187,709
Dist D	\$12,642,223	\$1,394,290	\$14,036,513
Dist E	\$42,878	\$2,620,603	\$2,663,481
Dist F	\$11,326,336	\$727,027	\$12,053,363
Dist G	\$2,924,717	\$45,005,835	\$47,930,552
Dist H	\$10,498,642	\$1,749,423	\$12,248,065
Dist I	\$4,229,361	\$6,539,831	\$10,769,192
Dist J	\$11,544,098	\$772,785	\$12,316,883
Dist K	\$4,583,821	\$359,179	\$4,943,000
Non Council District	\$97,796,906	\$47,391,372	\$145,188,279
Other			\$79,123,365
<b>Grand Total</b>	<b>\$173,764,288</b>	<b>\$124,841,741</b>	<b>\$376,315,514</b>

**Historically Underutilized Businesses**

As stated in Administrative Policy 5-8 effective March 4, 2016, Bids must be solicited from at least two Historically Underutilized Businesses (HUBs) certified by the Office of Business Opportunity before any expenditure of more than \$3,000 but less than \$50,000 are made. This policy does not apply to Purchasing Cards (Pcard) transactions.

The following below reflects the awards to HUB for FY2024.

	Amount	Vendor	Percentage
<b>Hub</b>	\$ 862,280.80	93	6.0%
<b>Not Hub</b>	\$ 13,446,651.84	746	94.0%
<b>Total</b>	<b>\$ 14,308,932.63</b>	<b>839</b>	<b>100.0%</b>

**Appendix D**  
**FY2024**  
**Jul 01, 2023 - Mar 31, 2024**

**FY2024 Awarded Contracts with DBE Certified Firms**

The United States Department of Transportation requires recipients who receive more than \$250,000 in federal funds to establish a Disadvantaged Business Enterprise Plan and set participation goals on all federally-assisted projects as well as setting a triennial goal. On October 23, 2013, the Houston City Council approved a DBE Triennial Goal for the Houston Airport System of 29% for the participation of Disadvantaged Business Enterprises and 3.7% goal for the race/gender neutral component on all Houston Airport System contracts; funded (wholly or in part) by the U.S. Department of Transportation.

As of Mar 31, 2024, Fiscal Year 2024, DBE Certified Firms were utilized on a total of 7 contracts. The total amount awarded to these contracts was \$108,415,049. From that amount, DBE Certified firms were awarded \$30,155,319 for a combined participation of 27.8%.

**FY2024 Awards on DBE Contracts**

	<b>A</b>	<b>B</b>	<b>C=A+B</b>	<b>D=B/C</b>
<b>Contract Type</b>	<b>Non DBE Amount</b>	<b>DBE Amount</b>	<b>Total Amount Awarded</b>	<b>DBE %</b>
Construction	\$78,259,729	\$30,155,319	\$108,415,049	27.8%
Professional Services	\$0	\$0	\$0	0.0%
Goods & Services	\$0	\$0	\$0	0.0%
<b>Total</b>	<b>\$78,259,729</b>	<b>\$30,155,319</b>	<b>\$108,415,049</b>	<b>27.8%</b>
Exempt Contracts	\$0	\$0	\$0	0.0%
Waiver Contracts	\$0	\$0	\$0	0.0%
Non-Goal-Oriented	\$0	\$0	\$0	0.0%
<b>Grand Total</b>	<b>\$78,259,729</b>	<b>\$30,155,319</b>	<b>\$108,415,049</b>	<b>27.8%</b>

**Details of FY2024 Awards on DBE Contracts**

<b>Department</b>	<b>Goals</b>	<b>Num of Contract</b>	<b>Total Amount</b>
HAS	5.0%	1	\$2,245,140
HAS	5.0%	1	\$1,049,309
HAS	9.0%	1	\$4,240,850
HAS	11.0%	1	\$42,690,000
HAS	13.0%	1	\$19,317,025
HAS	15.0%	1	\$22,872,725
HAS	27.0%	1	\$16,000,000
<b>Grand Total</b>		<b>7</b>	<b>\$108,415,049</b>

**FY2024 DBE Awards on DBE Contracts by Ethnicity**

**\* These Contracts were not included in the overall MWSBE Awards Summary for this Report.**



**FY2024 ACDBE Concessions**

**Airport Concessions Disadvantaged Business Enterprise Program**

The City of Houston (City) has established an Airport Concessions Disadvantaged Business Enterprise (ACDBE) Program in accordance with regulations of the U.S. Department of Transportation (DOT), 49 CFR, Part 23. The City owns and operates three commercial airports in the Houston Airport System. Of these three, George Bush Intercontinental Airport/Houston (IAH) and William P. Hobby Airport (HOU) are primary airports. The City has received federal funds authorized for airport development after January 1988 authorized under Title 49 of the United States Code. The City has signed airport grant assurances that it will comply with 49 CFR, Part 23.

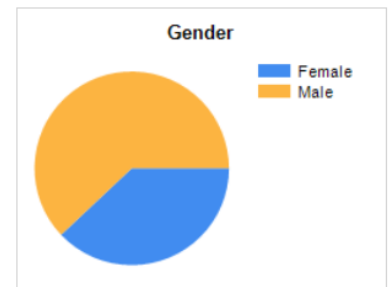
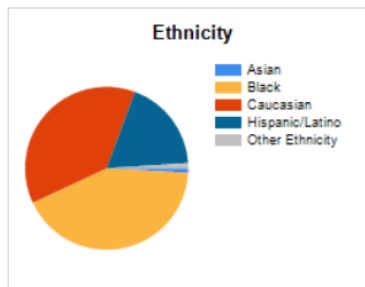
**ACDBE Triennial Goals**

The United States Department of Transportation requires recipients that receive more than \$250,000 in federal funds to establish an Airport Concession Disadvantaged Business Enterprise Plan and set Triennial Goals on projects that receive federal funds. The Houston Airport System receives Airport Improvement Program (AIP) Funds from the Federal Aviation Administration (FAA) in excess of this amount.

UNIFORM REPORT OF ACDBE PARTICIPATION							
**Please refer to the instructions above for directions on filling out this form**							
1. Name of Recipient:							
2. Contact Information: Preparer's Name: _____ Phone No. ( ) _____ Fax No. ( ) _____							
Email Address: _____							
3a. Federal fiscal year in which reporting period falls:		FY _____ (Oct. 1, _____ to Sep. 30, _____)		3b. Date This Report Submitted:			
4. Current Non-Car Rental ACDBE Goal:		Race Conscious Goal	%	Race Neutral Goal	%	ACDBE OVERALL Goal %	
	A	B	C	D	E	F	G
<b>5. NON-CAR RENTAL CUMULATIVE ACDBE PARTICIPATION</b>	Total Dollars (Everyone)	Total Number (Everyone)	Total to ACDBEs (dollars) [E+F]	Total to ACDBEs (number)	Total to ACDBEs /Race Conscious (dollars)	Total to ACDBEs /Race Neutral (dollars)	Percentage of total dollars to ACDBEs [C/A]
Prime Concessions	\$74,767,926.31	187	\$28,479,971.66	139	\$22,548,662.70	\$5,931,309.00	74.58%
Subconcessions	\$6,511,701.25	76	\$4,681,287.37	50	\$3,674,825.23	\$1,006,462.00	143.82%
Management Contracts							
Goods and Services							0.00%
<b>Total Cumulative Non-Car Rental ACDBE Participation</b>	<b>\$81,279,627.56</b>	<b>263</b>	<b>\$33,161,259.03</b>	<b>189</b>	<b>\$26,223,487.93</b>	<b>\$6,937,771.00</b>	<b>81.18%</b>

Total Revenues	For Credit Revenues	For Credit %
\$81,279,628	\$33,629,551	41.38%

Ethnicity	For Credit \$	For Credit %
Asian	\$301,680	0.37%
Black	\$14,184,956	17.45%
Caucasian	\$12,628,532	15.54%
Hispanic/Latino	\$6,166,366	7.59%
Other Ethnicity	\$348,016	0.43%



Gender	For Credit \$	For Credit %
Female	\$12,628,532	15.54%
Male	\$20,653,003	25.41%
Unknown	\$348,016	0.43%

## FY2024 LGBTBE

The City of Houston Certified Firm Directory includes LGBT Business Enterprises (LGBTBE) certified by the National LGBT Chamber of Commerce (NGLCC) through the NGLCC Supplier Diversity Initiative (SDI).

On March 4, 2021 Mayor Sylvester Turner signed an executive order calling for the inclusion of NGLCC LGBT Business Enterprise (Certified LGBTBE) suppliers among the City’s pool of certified companies to ensure they have equitable access to contracting and procurement opportunities throughout the city. For LGBT citizens of Houston, this inclusive initiative provides fair and equal access to contracting opportunities and economic development programs that drive innovation, create jobs, and promote economic growth throughout the region.

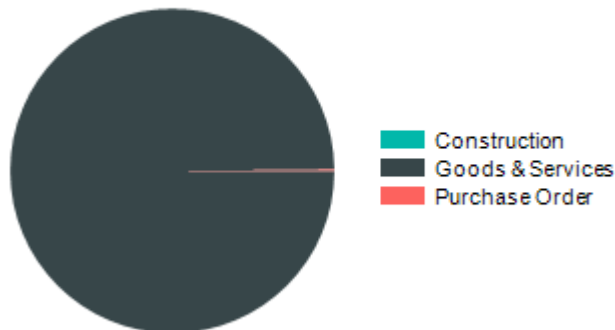
This executive order makes Houston the first city in Texas, and one of the largest in the nation, to create an initiative to intentionally expand its inclusion of LGBT-owned businesses in municipal contracting and procurement opportunities. Coupled with the educational, mentorship, networking and access to capital programs offered by both the national and Houston chamber networks, business owners from across all diverse communities in the greater Houston region will see fresh opportunities to thrive.

The LGBTBE data is included in the certified directory. In order to determine the number of LGBTBE companies that have procurements it will have to be compared to the Contracts and PO files

As of Mar 31, 2024, Fiscal Year 2024., LGBTBE certified firms were awarded \$4M.

Procurement Type	Dept	Count	Procurement Amount
Goods & Services	GSD	GSD	\$2,000,000.00
Goods & Services	GSD	GSD	\$2,000,000.00
Purchase Order	HR	HR	\$2,469.60
Purchase Order	HR	HR	\$2,469.60
Construction	HCD	HCD	\$0.00
Construction	HCD	HCD	\$0.00
<b>Grant Total</b>		<b>6</b>	<b>\$4,004,939.20</b>

LGBTBE Awards



## Economic Impact

The City of Houston spends billions of dollars to maintain and improve the City’s infrastructure, and provide other services for the public. These dollars promote economic opportunity for Houston businesses and support job creation. The following provides a summary of the economic impact of hiring and supporting certified firms.



### 651 Businesses

From July 1, 2023 through March 31, 2024, the City provided the support to hire 651 MBEs, WBEs, SBEs, PDBEs, DBEs, ACDBEs HUB, and LGBTBE certified businesses.



### 14K Jobs


Out of 651 certified businesses, fourteen thousand jobs were supported.



### \$697M Revenue Generated

Based on the data provided certified firms, on average these businesses generate a total of \$697 million dollars in gross revenue.

	<b>Contracts Awarded</b>
MWSPBE	\$ 376,315,514
DBE	\$ 30,155,319
ACDBE	\$ 33,629,551
HUB	\$ 862,280
LGBTBE	\$ 4,004,939
<b>Total Certified Awards</b>	<b>\$ 444,967,603</b>





Educate. Connect. **Grow.**

Created by: Katrina Williams, OBO Systems and Data Analysis Manager

Co-Produced by:

Cylenchia Hoyrd, Interim OBO Director

J'Monte Hooey, OBO Contract Compliance Division Manager

Valencia Chatman-Moore, OBO Senior Business Development Coordinator

Christa Jones, OBO Administrative Specialist

Priscilla Batiste, OBO Administrative Assistant