



2021

CONSOLIDATED ANNUAL PERFORMANCE AND EVALUATION REPORT


CITY OF HOUSTON

SYLVESTER TURNER, MAYOR

**HOUSING AND COMMUNITY DEVELOPMENT
DEPARTMENT**

KEITH W. BYNAM, DIRECTOR

July 1, 2021-June 30, 2022



CITY OF HOUSTON
HOUSING AND
COMMUNITY
DEVELOPMENT

2021 CONSOLIDATED ANNUAL EVALUATION AND PERFORMANCE REPORT



CITY OF HOUSTON

SYLVESTER TURNER, MAYOR

HOUSING AND COMMUNITY DEVELOPMENT DEPARTMENT

KEITH W. BYNAM, DIRECTOR

SEPTEMBER 2022

THIS DOCUMENT IS SUBJECT TO CHANGE PENDING HUD APPROVAL

MAYOR

Sylvester Turner

CITY OF HOUSTON

CITY COUNCIL

Amy Peck	District A
Tarsha Jackson	District B
Abbie Kamin	District C
Carolyn Evans-Shabazz	District D
Dave Martin	District E
Tiffany Thomas	District F
Greg Travis	District G
Karla Cisneros	District H
Robert Gallegos	District I
Edward Pollard	District J
Martha Castex-Tatum	District K
Mike Knox	At Large Position Number 1
David W. Robinson	At Large Position Number 2
Michael Kubosh	At Large Position Number 3
Letitia Plummer	At Large Position Number 4
Sallie Alcorn	At Large Position Number 5

CONTROLLER

Chris B. Brown

Table of Contents

Highlights/Accomplishments	1
CR-05 Goals and Outcomes - 24 CFR 91.520(a)	1
Performance Information	9
CR-10 Racial and Ethnic composition of person/households/families assisted	9
CR-15 Resources and Investments 91.520(a)	11
CR-20 Affordable Housing 91.520(b)	16
CR-25 Homeless and Other Special Needs 91.220(d,e); 91.320(d,e); 91.520(c)	18
CR-30 Public Housing 91.220(h); 91.320(j)	22
CR-35 Other Actions – 91.220(j)-(k)	26
CR-40 Monitoring 91.220(d,e); 91.520(c)	37
Program Specific Requirements	40
CR-45 CDBG 91.520(c)	40
CR-50 HOME 91.520(d)	42
CR-55 HOPWA 91.520(e)	44
CR-60 Subrecipient Information	50
CR-65 ESG Persons Assisted 91.520(g)	54
CR-70 ESG Assistance Provided	55
CR-75 ESG Expenditures	56
Appendix	57
Appendix 1: Tables	57
Appendix 2: Maps	254

List of Tables

Table 1 – Accomplishments – Program Year & Strategic Plan to Date	4
Table 2 – Accomplishments for CV Funding	7
Table 3 – Table of assistance to racial and ethnic populations by source of funds	9
Table 4 – Table of assistance to racial and ethnic populations by source of CV funds	10
Table 5 – Resources Made Available	11
Table 6 – Identify the geographic distribution and location of investments.....	12
Table 7 – Fiscal Year Summary - HOME Match Report	14
Table 8 – Match Contribution for the Federal Fiscal Year	14
Table 9 – Program Income	14
Table 10 – Minority Business and Women Business Enterprises.....	15
Table 11 – Minority Owners of Rental Property	15
Table 12 – Relocation and Real Property Acquisition	15
Table 13 – Number of Households Assisted.....	16
Table 14 – Number of Households Supported.....	16
Table 15 – Number of Persons Served.....	17
Table 16 – Houston Housing Authority PY 2021 Expenditures	22
Table 17 – Examples of HCD funded projects with onsite/coordinated social services are shown below.....	34
Table 18 – HOPWA Number of Households Served	44
Table 19 – HOPWA Subrecipient Award Amounts	45
Table 20 – HOPWA-CV Subrecipient Award Amounts.....	46
Table 21 – HOPWA & HOPWA-CV Subrecipient Award Amounts	47
Table 22 – Total Labor Hours	48
Table 23 – Qualitative Efforts - Number of Activities by Program	48





Highlights/Accomplishments

CR-05 Goals and Outcomes - 24 CFR 91.520(a)

Progress the jurisdiction has made in carrying out its strategic plan and its action plan. 91.520(a).

Overview

On behalf of the City of Houston (City), the Housing and Community Development Department (HCD) has prepared the Consolidated Annual Performance and Evaluation Report (CAPER), and evaluation of the annual progress made in carrying out the community development programs and activities identified in the 2020-2024 Consolidated Plan and 2021 Annual Action Plan (Con Plan). This annual report also assesses HCD's success in addressing its 5-year priorities and objectives contained within the Con Plan.

This report details HCD's progress in meeting the goals established in the Annual Action Plan for program year 2021 (PY 2021), which covers July 1, 2021 – June 30, 2022, by comparing the accomplishments with the proposed goals. The CAPER contains detail on activities funded by the U.S. Department of Housing and Urban Development (HUD), including the Community Development Block Grant (CDBG), the HOME Investment Partnerships (HOME) Program, the Emergency Solutions Grant (ESG), and the Housing Opportunities for Persons with AIDS (HOPWA) Program. This CAPER also reviews other programs, special grants, and a range of locally funded programs carried out by HCD.


In addition to providing housing outcome data, the CAPER also provides data and information related to the status of other priority programs covering supportive services (public services), infrastructure/public facilities, homelessness, and economic development and small business assistance. Also, this CAPER shows projects and activities completed during PY 2021 to prevent, prepare for, and respond to the impact of Coronavirus (COVID-19). Tables throughout this report provide data on homes completed, number and type of individuals assisted, dollar amounts expended, source(s) of funds used to finance individual activities, and other relevant product and process data.

Highlights

COVID-19 Efforts

Houston-Harris County Rental Assistance Program

During PY 2021, the City of Houston and Harris County leveraged over \$290 million grant dollars to establish the Houston-Harris County Emergency Rental Assistance Program, which provided rent and utilities assistance and case management through local agencies to families who were at risk of losing their homes due to the COVID-19 pandemic. This program also includes an eviction diversion component that was designed to make payments to landlords who have initiated the eviction process in exchange for allowing tenants to remain in their homes, with no further eviction proceedings. HCD will continue to work with regional governments and agencies to help families who have been impacted by the pandemic.



New HOME-ARP Funding

On April 8, 2021, HUD announced a \$37.5 million allocation of grant funds through the HOME Investments Partnership Grant under the American Rescue Plan (HOME-ARP). These grant funds are a part of COVID-19 efforts to assist families and individuals that are

- experiencing or at-risk of homelessness
- fleeing domestic violence
- fleeing, or attempting to flee domestic violence, dating violence, sexual assault, stalking, or human trafficking
- part of other populations where providing supportive services or assistance would prevent a family's homelessness or would serve those with the greatest risk of housing instability

During PY 2021, HCD submitted an amended 2021 Annual Action Plan, which included the HOME-ARP Allocation Plan outlining how HCD will fund rental assistance, supportive services, and the acquisition and development of non-congregate shelter activities by September 2030. In the development of the HOME-ARP Allocation Plan, HCD also held two public hearings on November 4 and 10, 2022 to discuss the anticipated activities, and the HOME-ARP Allocation Plan was approved in August 2022.

COVID-related ESG & HOPWA Waivers

As the COVID-19 pandemic continued in 2021, HCD submitted several waivers for the Emergency Solutions Grant (ESG) and the Housing Opportunities for People living with AIDS/HIV to allow flexibilities in regulatory program requirements. These waivers helped to respond to the crisis by lessening the impacts or prevent the spread of COVID-19 and by facilitating assistance to eligible communities and households impacted by COVID-19.

The 2021 Winter Storm

In February 2021 during the COVID-19 pandemic, Texas experienced severe winter conditions and record low temperatures for 10 days, and on February 19, 2021, President Biden declared the Texas Severe Winter Storm a federal disaster. Many Houstonians lost power for several days and struggled with staying warm. Many households also experienced water pipes bursting which was catastrophic for those who were already dealing with COVID-19 impacts and housing instability.

In March 2022, HUD awarded the City of Houston a direct allocation of Community Development Block Grant Disaster Recovery for the 2021 Winter Storm (CDBG-DR21) to fund activities related to recovery from the 2021 Winter Storm and to mitigate against future disasters. Since many residents were denied FEMA assistance, this funding will help households recover from the Winter Storm. This funding will also help Houston become more resilient in future disasters. In June of 2022, HCD began public engagement to receive input about the unmet needs of Houstonians and the proposed activities in the Action Plan for Disaster Recovery – 2021 Winter Storm.

New Large Tract Division

In PY 2021, HCD created the Large Tract Division, which is designed to create new single-family homeownership opportunities throughout Houston. This division manages the Harvey Single Family Development Program and the Affordable Home Development Program. Through these programs, HCD will fund the development of new mixed-income neighborhoods to increase homebuyer opportunities for Houstonians. Currently, HCD is developing 8 large sites that have




over 1,500 new affordable and market rate homes. HCD also anticipates acquiring 2 more large tracts in PY 2022.



Table 1 – Accomplishments – Program Year & Strategic Plan to Date

Goal	Category	Source / Amount	Indicator	Unit of Measure	Expected – Strategic Plan	Actual – Strategic Plan	Percent Complete	Expected – Program Year	Actual – Program Year	Percent Complete
Preserve and Expand Supply of Affordable Housing	Affordable Housing	CDBG: \$5,642,444 HOME: \$6,889,449	Rental Units Constructed	Household Housing Unit	268	101	37.7%	62	101	162.9%
			Rental Units Rehabilitated	Household Housing Unit	0	98	9,800.0%	0	0	100.0%
			Homeowner Housing Constructed	Household Housing Unit	44	0	0.0%	10	0	0.0%
			Homeowner Housing Rehabilitated	Household Housing Unit	178	62	34.8%	32	29	90.6%
Expand Homeownership Opportunities	Affordable Housing	CDBG: \$900,000	Direct Financial Assistance to Homebuyers	Households Assisted	75	21	28.0%	25	21	84.0%
Provide Assistance to Persons Affected by HIV/AIDS	Affordable Housing (Non-Homeless Special Needs)	HOPWA: \$10,884,897	Tenant-Based Rental Assistance / Rapid Re-housing	Households Assisted	2,280	760	33.3%	475	372	78.3%
			HIV/AIDS Housing Operations	Household Housing Unit	1,500	452	30.1%	300	219	73.0%
			Other (Supportive Services)	Other	13,000	7,764	59.7%	2,600	4,098	157.6%
Reduce Homelessness	Homeless	ESG: \$2,105,548 CDBG: \$1,000,000 HOME: \$2,500,000	Tenant-Based Rental Assistance / Rapid Re-housing	Households Assisted	1,425	3,464	243.1%	285	1,298	455.4%
			Homelessness Prevention	Persons Assisted	400	1,430	357.5%	75	1,118	1490.7%
			Public Service Activities Other Than Low/Moderate Income Housing Benefit	Persons Assisted	40,256	16,880	41.9%	8,389	10,059	119.9%
Enhance Quality of Life through the Provision of Public Services	Non-Housing Community Development	CDBG: \$3,723,755	Public Service Activities Other Than Low/Moderate Income Housing Benefit	Persons Assisted	73,143	30,495	41.7%	14,282	15,024	105.2%
Revitalize Communities	Non-Housing Community Development	CDBG: \$5,642,442	Public Facility or Infrastructure Activities	Other	6	4	66.7%	1	3	300.0%
Promote Health and Safety	Non-Housing Community Development	CDBG: \$3,140,463	Housing Code Enforcement/Foreclosed Property Care	Household Housing Units	160,000	83,425	52.1%	32,000	52,218	163.2%
			Other (Lead-Based Paint)	Household Housing Units	250	54	24.0%	50	54	108.0%
Foster Community Economic Development	Non-Housing Community Development	CDBG: \$100,000	Jobs Created / Retained	Jobs	632	408	64.6%	175	337	192.6%
			Businesses Assisted	Businesses Assisted	14	2	14.3%	1	0	0.0%
Promote Fair Housing	Non-Housing Community Development	CDBG: \$150,000	Other	Other	250,000	1,308,162	523.3%	50,000	659,638	1,319.3%





Comparison of the proposed versus actual outcomes for each outcome measure submitted with the consolidated plan and explain, if applicable, why progress was not made toward meeting goals and objectives. 91.520(g).

Progress towards program year and strategic plan goals

The 2021 program year is the second reporting year of the 5-year Consolidated Plan (2020-2024). As detailed in Table 1, programs and activities made progress towards both the strategic 5-year and annual goals. Of the 18 goal indicators, 4 achieved at least 70% of their one-year goal, and 12 met or exceeded their one-year goal. Many annual goal indicators were surpassed by significant amounts, including for the goals to promote fair housing and foster economic development.

Many programs were impacted by the COVID-19 pandemic. Government-mandated shutdowns and social distancing guidelines compelled HCD and many subrecipient agencies to provide remote services, when possible, but this caused service delays in some cases.

Preserve and Expand Supply of Affordable Housing

Preserving and expanding the supply of affordable housing is based on the rehabilitation and construction of single-family and multifamily homes.

In the Multifamily Housing Program, two newly constructed multifamily rental home development (NNH Dale Carnegie and Fenix Estates) were IDIS complete during the program year. Construction was completed for one additional multifamily development (Green Oaks Apartments) but was not IDIS completed by the close of the program year. This development is expected to be completed in PY 2022.

The Home Repair Program fell short of its annual goal by 10% during PY 2021. This is largely due to staffing changes within the program. However, the Home Repair Program expects to meet or exceed its goal in PY 2022.


The expansion of homeownership opportunities is based on the Community Housing Development Organizations (CHDO) Single-Family Home Development Program. HCD allocates HOME funds to support CHDOs in developing homes for low- and moderate-income families. During PY 2021, the program was expected to complete 10 homes, but this goal was not met. Delays in the construction of homes stemmed from service delays due to COVID-19, delays in executing legal agreements, and delays in the permitting process. However, 6 homes are currently being permitted, and the program expects to complete 10 homes by the close of PY 2022.

Expand Homeownership Opportunities

During PY 2021, HCD completed its transition from primarily using CDBG-DR funds to for homebuyer assistance activities to utilizing CDBG dollars. HCD provided assistance to 21 homebuyers using CDBG funds, as reported in Table 1. Although the number of homebuyers assisted fell below the goal, the program still achieved 84% of its goal despite market conditions like lower inventory and higher sale prices. During PY 2021, HCD also changed program staff but will continue to streamline the program to help meet or exceed the goal in PY 2022.

Provide Assistance to Persons Affected by HIV/AIDS

Although the supportive services activities under the HOPWA program exceeded its goal by 0.7% in PY 2021, the HOPWA activities Tenant-Based Rental Assistance and Housing Operations only partially met the estimated goals for the program year, at 78.3 and 73.0%, respectively. Service providers continued to experience challenges related to COVID-19. Because other funding sources were available to lessen the impacts of COVID, HCD staff and agencies focused attention



on addressing the needs of residents who were impacted by COVID-19. However, these programs are expected to meet all proposed goals in the following program year.

Reduce Homelessness

All of the activities funded with ESG exceeded all of their goals for PY 2021, except for the HMIS activity. The indicators of Rapid Re-housing, Homeless Prevention, and Public Services under the Reducing Homelessness goal were exceeded by a significant number. Within the homelessness reduction goal, HCD performed extremely well with both the Tenant-Based Rental Assistance/Rapid Re-housing and the Homelessness Prevention indicators, surpassing its goals by 1,013 and 1,043, respectively, and the public services goals was exceed by 1,670. HCD expects to complete its goals to reduce homelessness through public services in the following program year.

Enhance Quality of Life through the Provision of Public Services

The Enhance Quality of Life Through the Provision of Public Services indicator exceeded its goal by 5.2%. These programs included the Child Care Council, Buckner Children and Family Services Program, Mobile Laboratory Program, the Village Learning Center, health services programs provided by the Houston Health Department, and employment training programs. HCD expects to continue meeting its goal in PY 2022.

Revitalize Communities

HCD met its goal to revitalize communities by completing construction or improvements to 3 public facilities, which surpassed the goal of improving or developing one public or neighborhood facility. These facilities included Avenue Center, Bering Omega Community Services, and Independence Heights Community Center.

Avenue Center, located in Houston's Near Northside, is a new community hub where Avenue, a local nonprofit organization, will house its homebuyer education classes and resident leadership development. This community hub will also offer other partner-operated programs including a health care clinic, early childhood development program, a high school educational enrichment and drop-out prevention program.

Bering Omega Community Services, also known as Avenue 360 Health and Wellness, is a new facility that addresses determinants of health by providing healthcare and supportive services like dental, medical primary care for acute and chronic conditions, adult day activities, HIV/AIDS education, testing, linkage to care and treatment services, and behavioral health.

During PY 2021, the rehabilitation of Independence Heights Community Center was completed. These improvements included the construction of parking spaces with a wheelchair accessible ramp, bringing the building up to compliance with the American Disabilities Act.

Promote Health and Safety

The goal to promote health and safety includes code enforcement and lead-based paint remediation activities, and both activities exceeded their PY 2021 goals. HCD continues to fund the Department of Neighborhoods to carry out code enforcement activities, which exceeded its annual goal by 63.2%. The Houston Health Department manages the lead-based paint remediation activities, and the goal for these lead-based paint activities was exceeded during PY 2021 by 8%.

Foster Community Economic Development

The goal for fostering community economic development includes assisting businesses and creating jobs. With changes in programs staff and guidelines, HCD exceeded its PY 2021 goal, with over 330 full-time jobs created or retained through the opening of the East End Maker Hub. Of these jobs, 113 were created and 186 were retained. The program expects to continue meeting its goal in future program years and will continue to work with businesses and other entities to promote economic revitalization.

Promote Fair Housing

During PY 2021, HCD exceeded its fair housing goal by 1,219.3%. The Fair Housing Team continued activities that helped with achieving this goal. HCD will continue to fund initiatives to educate Houstonians about fair housing.

COVID-19 Outcomes


During PY 2021, HCD administered several programs to prevent, prepare for, and respond to the impacts of COVID-19 using CDBG-CV, HOPWA-CV, and ESG-CV funding. These programs included public services, tenant-based rental assistance, homeless prevention, and supportive services. The goals for this funding were established under the 2019 Annual Action Plan; however, in accordance with HUD guidance, the outcomes are reported beginning in the 2020 CAPER and subsequent CAPERs, including the following outcomes below. The goal indicator for providing tenant-based rental assistance to reduce homelessness using CV funding was exceed by 503.5 %. The goal to enhance quality of life was also exceeded by 803.1% through the provision of public services to households under the COVID CARES Housing Program (CCHP). HCD also made substantial steps towards meeting its remaining goals.

Table 2 – Accomplishments for CV Funding

Goal	Category	Source / Amount	Indicator	Unit of Measure	Expected Outcome	Annual Outcome	Percent Complete
Provide Assistance to Persons Affected by HIV/AIDS	Affordable Housing (Non-Homeless Special Needs)	HOPWA-CV: \$1,501,211	Tenant-Based Rental Assistance / Rapid Re-housing	Households Assisted	100	17	17.0%
			Other (Supportive Services)	Other	550	298	54.2%
Reduce Homelessness	Homeless	ESG-CV: \$28,902,420 CDBG-CV: \$1,277,780	Tenant-Based Rental Assistance / Rapid Re-housing	Households Assisted	270	438	162.2%
			Tenant-Based Rental Assistance / Rapid Re-housing	Households Assisted	1,500	6,619	441.3%
			Homelessness Prevention	Persons Assisted	690	0	0.0%
			Street Outreach	Persons Assisted	30	1,124	3,746.7%
			Emergency Shelter	Persons Assisted	1,300	11	0.8%
Enhance Quality of Life through the Provision of Public Services	Non-Housing Community Development	CDBG-CV: \$23,882,996	Public Service Activities Other Than Low/Moderate Income Housing Benefit	Persons Assisted	900	8,566	951.8%
Revitalize Communities	Non-Housing Community Development	CDBG-CV: \$10,637,033	Public Facility or Infrastructure Activities	Other	1	0	0%

*Accomplishments reported in Table 1 under the goal indicator "Reduce Homeless: Tenant-Based Rental Assistance / Rapid Re-housing.





Assess how the jurisdiction's use of funds, particularly CDBG, addresses the priorities and specific objectives identified in the plan, giving special attention to the highest priority activities identified.

All four high priority funding categories (shown below) received entitlement funding during PY 2021.

- Affordable Housing
- Supportive Services
- Public Improvements and Infrastructure
- Economic Development

The jurisdiction's use of funds is detailed in the following tables in the Appendix.

- PR26 – CDBG Financial Summary Report
- PR26 – CDBG-CV Financial Summary Report
- CDBG Program Spending Summary
- CDBG-CV Program Spending
- HOME Program Spending Summary
- ESG/HESG Program Spending Summary
- ESG-CV Program Spending Summary
- HOPWA Program Spending Summary
- HOPWA-CV Program Spending Summary
- Multifamily and Homeless Housing Project Status Report
- Public Facility, Neighborhood Improvement, and Economic Development – Ongoing Projects
- Public Facility, Neighborhood Improvement, and Economic Development – Completed Projects
- Program Income Uses and Beneficiary Information Summary
- SAGE Reports for ESG and ESG-CV



Performance Information

CR-10 Racial and Ethnic composition of person/households/families assisted

Describe the families assisted (including the racial and ethnic status of families assisted). 91.520(a)

Table 3 – Table of assistance to racial and ethnic populations by source of funds

Race	CDBG (Households)	HOME (Persons)	ESG (Recipients)	HOPWA (Individuals)	Total
White	14,276	21	642	366	15,294
Black or African American	24,960	78	787	772	26,561
Asian	593	1	7	4	604
American Indian/Alaskan Native	206	0	11	6	223
Native Hawaiian/Other Pacific Islander	74	0	0	0	74
American Indian/Alaskan Native & White	36	0	26	0	62
Asian & White	50	0	0	0	50
Black or African American & White	142	2	0	0	144
American Indian/Alaskan Native & Black or African American	57	0	0	0	57
Other Multi-Racial	950	4	8	3	963
Total	41,344	106	1,481	1,151	44,032
Hispanic	9,296	5	876	245	10,421
Non-Hispanic	32,048	101	605	906	33,611
Total	41,344	106	1,481	1,151	44,032

Narrative

In line with HCD's commitment to serve people of color, about 65.5% of the households served through CDBG funding in PY 2021 were of a non-white race. Over 56.7% of persons served with ESG funding, which assists in reducing homelessness through rapid re-housing and public service activities, identified as a non-white race. In total, activities funded with entitlement grants served 65.3% individuals identifying as non-white races and 23.7% identifying as Hispanic.

HCD also maintained its commitment to serve people of color as it expended CV funding. In PY 2021, 73.6% of the households served through CDBG-CV funding were of a non-white race. With ESG Funding, over 77.7% of persons served identified as non-white races and 29.4% identifying as Hispanic.



Table 4 – Table of assistance to racial and ethnic populations by source of CV funds

Race	CDBG-CV (Households)	ESG-CV (Recipients)	HOPWA-CV (Individuals)	Total
White	2,258	396	51	2,705
Black or African American	5,962	1,344	108	7,414
Asian	40	7	0	47
American Indian/Alaskan Native	32	9	1	42
Native Hawaiian/Other Pacific Islander	18	2	0	20
American Indian/Alaskan Native & White	7	20	0	27
Asian & White	0	0	0	0
Black or African American & White	5	0	0	5
American Indian/Alaskan Native & Black or African American	0	0	0	0
Other Multi-Racial	244	0	0	244
Total	8,566	1,778	160	10,504
Hispanic	1,467	1,573	49	3,089
Non-Hispanic	7,099	205	111	7,415
Total	8,566	1,778	160	10,504



CR-15 Resources and Investments 91.520(a)

Identify the resources made available

Table 5 – Resources Made Available

Sources of Funds	Source (Federal, State, Local)	Expected Amount Available PY 2021	Actual Amount Expended PY 2021
ARRA CDBG-R	Federal Pass Through	1,997,350	-
Cares Act 2021 - ERAP	Federal Pass Through	24,199,125	7,889,792
Cares Act 2021 - ERAP Rnd 2	Federal Pass Through	63,528,837	73,321,107
CDBG	Federal	41,077,439	30,712,440
CDBG Program Income	Federal	157,395	157,395
CDBG-DR 2015	Federal Pass Through	56,392,826	15,208,601
CDBG-DR 2016	Federal Pass Through	7,471,305	464,411
CDBG-Disaster Recovery	Federal Pass Through	408,288,707	187,033,867
CDBG COVID	Federal Pass Through	26,743,586	6,289,512
CDBG-MIT	Federal Pass Through	61,736,187	134,928
DIDR	Federal Pass Through	3,674,986	-
Harvey - FEMA	Federal Pass Through	11,404	-
Section 108	Federal	13,562,967	288,097
Economic Development	Federal	4,374,200	-
HESG	Federal	2,741,222	1,762,740
ESG COVID	Federal Pass Through	12,035,804	14,512,250
HOME	Federal	25,502,528	10,188,847
HOME ARP	Federal Pass Through	1,867,640	88,515
HOME Program Income	Federal	126,543	126,543
HOPWA	Federal	15,966,062	9,675,545
HOPWA COVID	Federal Pass Through	280,114	536,299
TERAP CDBG CV	Federal Pass Through	5,108,874	5,108,874
HHSP	State	1,267,767	1,205,713
HHSP Youth	State	398,738	302,606
General Fund	Local	417,718	406,150
Local Bonds	Local	3,583,918	6,077,363
Local TIRZ Bonds	Local	100,000,000	5,002,548
Special Revenue Fund	Local	-	133,736
TIRZ Affordable Housing	Local	54,436,317	20,867,398
ARRA CDBG-R	Federal Pass Through	1,997,350	-
Cares Act 2021 - ERAP	Federal Pass Through	24,199,125	7,889,792
Grand Total		936,949,559	397,495,277

*Expected amounts available for the above funding sources include anticipated unspent prior year funding (balances on hand as of July 1, 2021), along with known or anticipated amounts to be received during PY 2021.

Narrative

For PY 2021, an estimated \$126,543 was anticipated to be received as HOME program income. The total amount receipted was \$4,704,421.52. The difference in estimated HOME program income and program income receipted is due to unanticipated homebuyer repayments and loan repayments from multifamily developers.

The CDBG program income anticipated during PY 2021 was \$157,395, as identified in the 2021 Annual Action Plan; the actual amount of \$171,302.32 was receipted during the program year. The difference in estimated and receipted CDBG program income is due to administrative fees for licenses and permits and loan repayments from developers of multifamily homes that were slightly underestimated in the Annual Action Plan.

Identify the geographic distribution and location of investments

Table 6 – Identify the geographic distribution and location of investments

Target Area	Planned Percentage of Allocation	Actual Percentage of Allocation	Narrative Description
Areas for Community Reinvestment	-	-	n/a
Complete Communities	-	-	n/a
Citywide	-	-	n/a


Narrative

In PY 2012, HCD submitted a substantial amendment that identified Areas for Community Reinvestment used in code enforcement activities. In PY 2016, HCD added the five Complete Communities as target areas for entitlement funds, and in PY 2019, HCD included five additional Complete Communities. There was not a specific percentage of funding, by target area, identified in the 2021 Annual Action Plan. Thus, the Geographic Distribution and Location of Investments Table is not populated.

HCD developed maps that illustrate the entitlement and HUD's Coronavirus (CV) funding geographic location of PY 2021 investments for the programs and activities listed below. These maps are in the Appendix.

- Emergency Solutions Grant
- Housing Opportunities for Persons With HIV/AIDS
- Multifamily Housing Developments
- Direct Financial Assistance to Homebuyers
- Public Facilities and Improvements Projects
- Child Care Council Administered Public Service Agencies
- Direct Funded Public Service Activities
- Juvenile Delinquency Prevention Program
- Mobile Libraries
- Code Enforcement Site Inspection by Census Tract
- Code Enforcement Citations Issued by Census Tract
- Mayor's Anti-Gang Office (MAGO) Early Intervention Services Schools
- Mayor's Anti-Gang Office (MAGO) Early Intervention Services Parks
- Housing Rehabilitation





Explain how federal funds leveraged additional resources (private, state and local funds), including a description of how matching requirements were satisfied, as well as how any publicly owned land or property located within the jurisdiction that were used to address the needs identified in the plan.

Leveraging

HCD follows a policy of using its limited federal resources to leverage other funding for new construction and major rehabilitation of public improvements and infrastructure through private, state, or local funding.

- Multifamily activities leveraged entitlement grant funds as gap funding for projects with various funding sources such as local tax incentives, including the Tax Abatement Ordinance, TIRZ affordable housing set-aside funds, Homeless and Housing Bond funds, federal and state tax incentives, and state funded bond programs. Private sources were also leveraged to increase the supply of affordable rental housing. In total, for completed and ongoing projects in PY 2021, HCD utilized an investment of \$22,298,966 in entitlement funds to leverage \$116,137,576 in additional funding. HCD also had \$305,987,036 in new and ongoing projects funded with other local sources that leveraged \$602,958,672 in additional funding.
- Public services and services for homeless and other special needs populations required some form of cash and/or in-kind matching contributions from subrecipients.

More information on how HCD leveraged additional resources can be found in the CR-35 actions taken to address obstacles to meeting underserved needs response.

Satisfaction of HOME Match Requirements

HUD has determined that the City of Houston is fiscally distressed, and the match amount has been lowered from the required 25% to 12.5% of the HOME funds drawn. The City of Houston also utilized a waiver in response to the COVID-19 Pandemic to further reduce the match requirement to 0%, per the April 2020 HUD CPD *Notice of Waivers and Suspensions of HOME Program Requirements in Response to COVID-19 Pandemic*. After match reporting for HUD FY2020 (10/1/19 - 9/30/20), HCD had an excess match amount of \$24,880,397.56. HUD allows the excess match funds to be carried forward to be applied to future fiscal years' match liability. Per the 8/01/2022 IDIS Report PR33, HCD had a match liability of \$0.00 for HUD FY2020(10/1/19 - 9/30/20). The excess amount of \$24,880,397.56 remaining after PY 2020, combined with the \$0.00 in match contributions HCD documented during HUD FY2021, leaves HCD with an excess match amount of \$24,880,397.56 after applying the HUD FY2020 match liability. The value of bonds in excess of the established 25% limit may be banked as match credit, to offset future liabilities. As a result, an additional \$7,038,742.30 in bond fund match credit may be applied toward future year's HOME match requirement, for an excess match total of \$31,919,139.86 for this reporting period.

Satisfaction of ESG Match Requirements

HCD allocated \$500,000 in CDBG funds to meet the ESG match requirement as part of the Child Care Council and Coalition for the Homeless ESG administrative services contracts. CDBG funds in the amount of \$500,000 were used to help subcontracted agencies meet their ESG match requirement. The ESG subcontracted agencies were required to provide \$1,762,740.34 in cash and/or in-kind contributions for ESG match. In-kind contributions were detailed in each subcontractor's budget. The in-kind contributions included, but were not limited to, staff salaries, professional fees, contract services, food, childcare, rent, direct assistance to clients, space, and utilities. Additionally, ESG-CV funds were not subject to match requirements so ESG-CV



subcontracted agencies were not required to provide match dollars because there were no match requirements for ESG-CV funding.

Publicly Owned Land or Property

No publicly owned land or property located within the jurisdiction was used to address the needs identified in the plan, using entitlement funds. However, HCD created the Large Tract Division during PY 2021. This division is responsible for acquiring and developing large tracts of land with affordable single-family homes, using non-entitlement federal and other local funding sources. During PY 2021, 8 large tract sites were acquired and are expected to create about 1,500 homes.

Table 7 – Fiscal Year Summary - HOME Match Report

Fiscal Year Summary – HOME Match	
1. Excess match from prior Federal fiscal year	\$ 24,880,397.56
2. Match contributed during current Federal fiscal year	\$ 0.00
3. Total match available for current Federal fiscal year (Line 1 plus Line 2)	\$ 24,880,397.56
4. Match liability for current Federal fiscal year	\$ 0.00
5. Excess match carried over to next Federal fiscal year (Line 3 minus Line 4)	\$ 24,880,397.56

Table 8 – Match Contribution for the Federal Fiscal Year

Match Contribution for the Federal Fiscal Year								
Project No. or Other ID	Date of Contribution	Cash (non-Federal sources)	Foregone Taxes, Fees, Charges	Appraised Land/Real Property	Required Infrastructure	Site Preparation, Construction Materials, Donated labor	Bond Financing	Total Match
12196	08/1/2018	\$ 0.00	\$ 0.00	\$ 0.00	\$ 0.00	\$ 0.00	\$ 0.00	\$ 0.00
16-1	08/09/2014	\$ 0.00	\$ 0.00	\$ 0.00	\$ 0.00	\$ 0.00	\$ 0.00	\$ 0.00
11776	08/20/2015	\$ 0.00	\$ 0.00	\$ 0.00	\$ 0.00	\$ 0.00	\$ 0.00	\$ 0.00

Table 9 – Program Income

Program Income – Enter the program amounts for the reporting period				
Balance on hand at beginning of reporting period \$	Amount received during reporting period \$	Total amount expended during reporting period \$	Amount expended for TBRA \$	Balance on hand at end of reporting period \$
\$ 460,530.83	\$ 4,243,890.69	\$ 0.00	\$ 0.00	\$ 4,704,421.52

Table 10 – Minority Business and Women Business Enterprises

Indicate the number and dollar value of contracts for HOME projects completed during the reporting period

	Total	Minority Business Enterprises				White Non-Hispanic
		Alaskan Native or American Indian	Asian or Pacific Islander	Black Non-Hispanic	Hispanic	
Contracts						
Number	0	0	0	0	0	0
Dollar Amount	\$ 0.00	\$ 0.00	\$ 0.00	\$ 0.00	\$ 0.00	\$ 0.00
Sub-Contracts						
Number	7	0	0	3	3	1
Dollar Amount	\$ 2,854,654	\$ 0.00	\$0	\$ 848,420	\$ 1,893,049	\$113,185
	Total	Women Business Enterprises	Male			
Contracts						
Number	0	0	0			
Dollar Amount	\$ 0.00	\$0.00	\$ 0.00			
Sub-contracts						
Number	0	0	0			
Dollar Amount	\$ 0.00	\$ 0.00	\$ 0.00			

Table 11 – Minority Owners of Rental Property

Indicate the number of HOME assisted rental property owners and the total amount of HOME funds in these rental properties assisted

	Total	Minority Property Owners				White Non-Hispanic
		Alaskan Native or American Indian	Asian or Pacific Islander	Black Non-Hispanic	Hispanic	
Number	0	0	0	0	0	0
Dollar Amount	\$ 0.00	\$ 0.00	\$ 0.00	\$ 0.00	\$ 0.00	\$ 0.00

Table 12 – Relocation and Real Property Acquisition

Indicate the number of persons displaced, the cost of relocation payments, the number of parcels acquired, and the cost of acquisition

	Number	Amount
Parcels Acquired	1	\$ 1,560,000.00
Businesses Displaced	0	\$ 0.00
Nonprofit Organizations Displaced	0	\$ 0.00
Households Temporarily Relocated, not Displaced	0	\$ 0.00

Households Displaced	Total	Minority Business Enterprises				White Non-Hispanic
		Alaskan Native or American Indian	Asian or Pacific Islander	Black Non-Hispanic	Hispanic	
Number	0	0	0	0	0	0
Dollar Amount	\$ 0.00	\$ 0.00	\$ 0.00	\$ 0.00	\$ 0.00	\$ 0.00

CR-20 Affordable Housing 91.520(b)

Evaluation of the jurisdictions progress in providing affordable housing, including the number and types of families served, the number of extremely low-income, low-income, moderate-income, and middle-income persons served.

Table 13 – Number of Households Assisted

	One-Year Goal	Actual
Number of Homeless households to be provided affordable housing units	300	1,298
Number of Non-Homeless households to be provided affordable housing units	129	151
Number of Special-Needs households to be provided affordable housing units	1,275	885
Total	1,704	2,334

Table 14 – Number of Households Supported

	One-Year Goal	Actual
Number of households supported through rental assistance	1,575	2,183
Number of households supported through the production of new units	72	101
Number of households supported through rehab of existing units	32	29
Number of households supported through acquisition of existing units	25	21
Total	1,704	2,334

Discuss the difference between goals and outcomes and problems encountered in meeting these goals.

Preserve and Expand the Supply of Affordable Housing

Rental Housing

Although HCD did not complete any rehabilitation of City of Houston income-restricted affordable rental homes using HOME funds during PY 2021, HCD completed the construction of two City of Houston income-restricted affordable rental home developments using HOME funds. As explained in the section CR-05 Progress Made Towards Action Plan Goals, the goal for rental homes constructed was exceeded. Other HOME funded multifamily developments experienced unexpected delays completing construction due to COVID-19 and the increase in construction costs. However, 5 developments are slated for completion in PY 2022.

Home Repair

The Home Repair Program almost met its goal during the program year. This is largely due to process improvements that have been implemented in previous years. The Home Repair Program also continues to partner with the Public Works Department to provide more efficient services in permitting. During PY 2021, the Home Repair Program completed 29, almost meeting the goal for PY 2021.

Discuss how these outcomes will impact future annual action plans.

Preserve and Expand the Supply of Affordable Housing

Rental Housing

HCD may include updates on revised underwriting procedures and procurement process for developers in the next Annual Action Plan. Furthermore, given the changes to the Qualified Application Plan (QAP) for the State of Texas tax credit program, which encourages development in High Opportunity Areas (outside the City limits), HCD will likely forecast fewer HOME income-restricted units in the future years as construction costs keep increasing and the City promotes affordable home development in higher income neighborhoods. By working closely with



developers and publicizing HCD's priorities in PY 2021, HCD has continued success in assisting developers with receiving tax credits in Houston. Of the 10 developments in region that were awarded 9% tax credits, 10 developments were located in Houston, and 8 of those developments were funded by HCD. HCD continues to improve compared to prior years. HCD continues its efforts to identify additional funding sources to provide both new and high-quality rehabilitated units and will continue supporting developments through resolutions of support. In addition, HCD will continue its proactive approach to contact appropriate developers who own developments that are nearing the end of the affordability period on their income-restricted units to offer various possibilities to increase or renew the properties' affordability period. These efforts may be shown in future Annual Action Plans.

Home Repair

The Home Repair Program projects that it will meet its PY 2022 goals. A new procurement to add contractors is expected to be published during PY 2022. This will allow more contractors to rehabilitate homes and increase competition. Future CAPERs will provide updates on the implementation of the new program guidelines and funding sources, as well as implementation timelines for home repair activities. It is anticipated that the completed number of homes will be constant or increase in future years as staff implements new processes to increase efficiencies. HCD will continue to dedicate staff help to improve the permitting process, which streamlines the home repair process.

Include the number of extremely low-income, low-income, and moderate-income persons served by each activity where information on income by family size is required to determine the eligibility of the activity.

Table 15 – Number of Persons Served

Number of Persons Served	CDBG Actual	CDBG-CV Actual	HOME Actual
Extremely Low-income (0-30% of AMI)	40	7,909	82
Low-income (31-60% of AMI)	49	588	2
Moderate-income (61-80% of AMI)	41	62	22
Total	130	8,559	106

Narrative

HCD strives to maximize all available funding for the benefit of low- and moderate-income households and has worked to increase the supply of, and access to, affordable housing. The CDBG and HOME information contained in Table 15 comes from the IDIS PR23 report under Housing where as the number of persons served with CDBG-CV was compiled from each IDIS activity for CV funding. In addition to the number of persons served as shown in this table, one HOME funded rental home development was completed in PY 2021 and will result in 120 new income-restricted rental homes, of which 51 homes are City of Houston restricted, being added to the available pool of affordable rental housing in PY 2021. Additional information on the number of persons provided housing related assistance through CDBG funded public service activities can be found in the accomplishment table in CR-05.





CR-25 Homeless and Other Special Needs 91.220(d,e); 91.320(d,e); 91.520(c)

Evaluate the jurisdictions progress in meeting its specific objectives for reducing and ending homelessness for the following:

Reaching out to homeless persons (especially unsheltered persons) and assessing their individual needs

HCD invests in the homeless response system by providing Emergency Solutions Grants (ESG) and Community Development Block Grant (CDBG) funding – as well as state and local funding – to social service organizations that assess and address the needs of people experiencing homelessness, creating a more robust social service system. HCD has worked closely with the Coalition for the Homeless of Houston/Harris County (Coalition) and other members of The Way Home (TWH) Continuum of Care (CoC) to align funding supporting community adopted priorities and addressing the needs of residents experiencing homelessness or at risk of becoming homeless.


The Coalition collaborated with service agencies throughout the CoC and others in the public sector to analyze existing needs to identify and address funding gaps. This included the development of a new five-year community plan to end homelessness that was developed with the input of local services providers and people with lived experience. The Homeless Point-In-Time (PIT) Count and Survey along with the Community Needs Assessment, organized by the Coalition, annually assess the characteristics of the homeless population in and around Houston, Pasadena, Harris County, Fort Bend County, and Montgomery County, Texas. This is important data used by the Coalition and its stakeholders to track the changing needs of individuals at risk or currently experiencing homelessness. In Program Year (PY) 2021, HCD continued to financially support the Coalition's preparation for the 2022 PIT Count. The CoC hosts quarterly Provider Input Forums to obtain input on strategies and funding priorities for the CoC from current service provider agencies. In PY 2021, The Way Home CoC Steering Committee included two individuals with lived experience who have a voting right and provide input to improve the homeless service delivery system in CoC, including insight and firsthand knowledge from their experiences.

In 2014, the CoC created a Coordinated Access System (CAS), a new and more efficient delivery system that prioritizes the most vulnerable individuals for housing, to quickly end homelessness for individuals and families. CAS ensures standardized assessment for anyone experiencing homelessness at a variety of access points, which it continued to operate and expand in PY 2021, including by adding assessments via phone. This system functions to triage, assess, match, and refer people experiencing homelessness to the most appropriate housing opportunity across the CoC. This is the primary referral method for most homeless specific housing resources, and, furthermore, functions as the sole referral source for Permanent Supportive Housing (PSH), Rapid Rehousing (RRH), and Diversion. Since 2014, this system continues to expand and adapt to changing needs, optimizing access for both sheltered and unsheltered individuals experiencing homelessness seeking support across the CoC. Communitywide homeless outreach teams are trained as assessors and housing navigators; ensuring people experiencing unsheltered homeless have full access to all available housing opportunities and services.

Addressing the emergency shelter and transitional housing needs of homeless persons

In PY 2021, HCD continued to fund social service agencies that provide emergency shelter and transitional housing needs for individuals and families experiencing homelessness. Services included case management, direct rental and/or utility assistance, and operational costs





associated with overnight sheltering. HCD's ESG funding addressed emergency shelter needs. As part of the planning process for community-wide coordination of ESG implementation and the restructuring of the CoC funding process, the CoC continued to collaborate with local ESG recipients to right-size the system for emergency shelter, specifically impacted by COVID, and worked to develop and implement the community's Diversion program. This coupled with enhanced prevention resources may potentially reduce demand for emergency shelter and ultimately allow the system to reach equilibrium and effectively end homelessness.

Helping homeless persons (especially chronically homeless individuals and families, families with children, veterans and their families, and unaccompanied youth) make the transition to permanent housing and independent living, including shortening the period of time that individuals and families experience homelessness, facilitating access for homeless individuals and families to affordable housing units, and preventing individuals and families who were recently homeless from becoming homeless again


It is important to connect people to permanent housing with the right level of services to ensure their success. Housing options must be flexible, client-centered, easily accessible and paired with support services necessary to help clients remain in housing for the long-term. Returning to homelessness after a housing placement is re-traumatizing for the families and an inefficient use of assistance resources. To coordinate the creation of supportive housing, the CoC hosts the Pipeline Workgroup, designed to monitor public investments in affordable, quality, and accessible housing and to align public resources with the goals of the CoC. In the 2021-2026 TWH Community Plan, the following five year goals are outlined:

- Expand the supply of PSH to meet the current total system gap of 1,900 units for single adults and youth.
- Expand the annual supply of RRH to meet the current system gap of 1,165 annual slots for single adults, families, and youth.
- Provide rehousing navigation support by recruiting and retaining a reliable supply of landlords and rental units.
- Implement a “moving on” strategy, targeting up to 20% of current PSH residents for transition to general population affordable housing, thus freeing up PSH for new tenants.
- Establish, support, and use all available homeless preferences for affordable housing resources and assets available through public housing authority (PHA) properties, multi-family developments, and Low-Income Housing Tax Credit developments.

In PY 2021, HCD continued to participate in the communitywide CoC Pipeline Workgroup and continued to work with the CoC lead agency (the Coalition) to develop a new affordable and accessible PSH in Houston.

HCD is also committed to utilizing federal, state, and local resources in partnership with Harris County and the CoC to fund Rapid Re-Housing for families with children, veterans, and unaccompanied youth. Rapid Re-Housing assists households to return to permanent housing quickly by offering short-term case management and financial assistance. This intervention has proven to be effective in returning more than 90% of the families experiencing homelessness or at risk of becoming homeless to housing stabilization.

The coordinated assessment system is the process for identifying people who are homeless and most in need of PSH or RRH. This includes people who are chronically homeless, families with children, veterans, persons fleeing domestic violence, and unaccompanied youth.



Helping low-income individuals and families avoid becoming homeless, especially extremely low-income individuals and families and those who are: being discharged from publicly funded institutions and systems of care (such as health care facilities, mental health facilities, foster care and other youth facilities, and corrections programs and institutions); or, receiving assistance from public or private agencies that address housing, health, social services, employment, education, or youth needs.

In PY 2021, HCD utilized state and federal grants to fund several agencies that deliver homelessness prevention assistance through:

- Diversion, which is an intervention to prevent people from entering homelessness and avoiding the trauma that comes with it. Diversion is generally a three-month program; by the end of the program, our agencies strive for our clients to be stabilized and self-sufficient. Diversion asks, “what do you need and what do you want?” and case managers help our clients get there.
- Short-term subsidies to defray rent and utility arrearages for families that have received eviction or utility termination notices or are experiencing a hardship that may lead to homelessness
- Security deposits and first month’s rent to permit homeless families to move into their own apartment
- Mortgage payments through the City’s HOPWA program


Preventing homelessness, especially family homelessness, is a priority for the City of Houston and its partner, the Coalition. The Coalition assists the CoC service providers, many of whom are CDBG and/or ESG subrecipients, to help families implement strategies that keep them stably housed and increase income to reduce their risk of becoming homeless.

As part of the planning process for community-wide coordination of ESG and CoC funding process implementation, the Coalition has collaborated with local ESG recipients. Moving forward, HCD will work with the Coalition to review and promote data quality for all projects serving people experiencing homelessness in Houston, work to shape and implement data elements using HMIS and program performance standards and implement ongoing program performance improvement. These processes will be used to inform investment and align resources in a data driven manner.

The CoC continues to execute memoranda of understanding (MOU) with mainstream and other homeless service providers on behalf of the homelessness response system to help clients link to mainstream and homeless supportive services outside the ESG programs. The purpose of developing MOUs is to help clients easily access mainstream services that might have a cumbersome application process or a long waitlist. This includes developing protocols for warm-handoffs to United Way’s THRIVE programs to enhance family self-sufficiency and financial mobility, access to housing choice vouchers through the two local Public Housing Authorities, direct connections to the Local Mental Health Authority and connections to Workforce Solutions and other income supports. Mainstream services will include those listed in 24 CFR 576.400(c), those in the SOAR program, and locally-funded programs to assist with increasing income and improving health.

The Coalition, along with local jurisdictions, publicly funded institutions, and systems of care that discharge people into homelessness, will create or modify discharge plans to prevent discharging persons at risk of becoming homeless by:

- Identifying local discharge plans or practices that are leading to homelessness;

- 
- Engaging each system and discussing data and alternatives; and
 - Utilizing data to inform broader strategic planning processes through agreed upon data sharing agreements.

The CoC has several discharge policies to coordinate community-wide assistance, addressing youths aging out of foster care, persons exiting health care facilities and mental health institutions, and persons discharged from correctional institutions. With the introduction of the coordinated access system, these institutions are invited to coordinate discharge planning activities at least once a year to prevent homelessness. Protocols have been developed to connect with Harris County Jail and clients exiting inpatient settings.



CR-30 Public Housing 91.220(h); 91.320(j)

Actions taken to address the needs of public housing

The Houston Housing Authority (HHA) provides affordable homes and services to more than 58,000 low-income Houstonians including over 17,000 families housed through the Housing Choice Voucher Program. HHA and its affiliates own and operate 27 housing communities with more than 5,700 units for families, seniors, persons with disabilities, and other residents. HHA also administers one of the nation's largest Veterans Affairs Supportive Housing (VASH) programs exclusively serving homeless veterans.

HHA's program activity expenditures to address the needs of public housing are shown in Table 16.

Table 16 – Houston Housing Authority PY 2021 Expenditures

HOUSTON HOUSING AUTHORITY PY 2021 EXPENDITURES	
Housing Choice Voucher Program	\$ 172,609,787
Mod rehab voucher program	\$ 2,453,890
Section 8 New Construction	\$ 822,929
Public Housing Operations	\$ 20,570,129
Capital Fund Program	\$ 1,289,065
Resident Service Grants	\$ 234,596
Central Office	\$ 7,321,033
Rapid Rehousing	\$ 2,059,284
CARES	\$ 82,523
TOTAL	\$ 207,443,236

Operational Improvements/Accomplishments

The following highlights HHA's program accomplishments over the past year.

- **Assisted Residents with Employment**
 - Implemented weekly Section 3 job postings to Section 3 enrollees to keep them informed of upcoming and current job opportunities with HHA Contractors, including HHA, Allied Orion Property Management, Credence Construction, and Environmental and Construction Services, Inc. (ERC).
 - HHA awarded My Construction Company, a Section 3 Business Concern, with a contract totaling \$7,109.81 for a Capital Funds Project at Forest Green.
 - During PY 2021, 63 low-income individuals were enrolled in the Section 3 Program and connected them to various employment, job training and contracting opportunities.
 - In honor of National Lemonade Day, HHA partnered with Lemonade Day Houston to help three (3) public housing youth launch their Lemonade businesses. The youth and their families are enrolled in HHA's Section 3's "Micro-Enterprise Program," which strives to introduce entrepreneurship as a career option for the youth and their parents. HHA provided business grants (averaging \$350 to each business owner) with Lemonade Day Houston providing the educational component.





- HHA also employed one public housing youth, as a paid summer intern for 9 weeks.
 - HHA also partnered with SERJobs Houston to provide free job trainings and certifications opportunities, in construction, customer service, electrical services to Section 3 enrollees.
- **Increased Housing Portfolio**
 - HHA and partners added 2,728 housing units through acquisition during the 2021 program year with an additional 1,509 rental homes currently under construction. All of the acquisitions completed are 51% affordable.
- **Housed More Families**
 - HHA utilized 100% of its voucher authority to maximize the number of families served.
 - HHA delivered 1,303 new lease-ups across all programs during this program year.
 - As of July 2022, approximately 530 vouchers were leased up of the 633 Mainstream Vouchers.
 - HHA placed 6 new properties under Project Based Voucher agreements, which is 272 affordable rental homes.
 - HHA leased 62 Family Unification Program (FUP) Vouchers.
 - HHA ported out 85 families and ported in 548 families.
- **Housed the Homeless, including Homeless Veterans**
 - HHA's HOME TBRA initiative entered into an \$11 million contract with HCD to provide approximately one year of rental assistance and security deposits to more than 1,000 households who meet the HUD definition of homelessness as a result of COVID-19. CCHP Phase 1 is currently scheduled to end August 21, 2022. CCHP 2.0 will begin September 1, 2022. The number of households to be served has yet to be determined.
 - HHA was awarded 25 vouchers and \$324,000 in January 2021 under HUD's Foster Youth to Independence (FYI) Initiative. As of July 2022, approximately 17 vouchers have been leased up.
 - On May 10, 2021, HHA was awarded 771 Emergency Housing Vouchers (award amount of \$7,630,956). As of June 2022, approximately 354 vouchers have been leased up.
- **Responded to COVID-19**
 - To expand the availability of housing units for HCV voucher holders, HHA's Landlord Liaisons hosted 20 landlord meetings with 324 attendees.
 - The intake team continued to provide virtual briefings for the Moves and Special Program Voucher issuance and have hosted 286 virtual briefings via zoom and briefed 6,400 participants via video briefings.
 - The call center answered approximately 100,209 calls as well as assisted clients with the processes of virtual briefings and appointments
 - HHA continued collaborating with KidzGrub to provide meals and snacks to youth at 8 sites.
 - HHA held COVID-19 vaccine events at Cuney Homes and Irvinton.
 - On July 21, 2021, HHA provided 193,196 meals provided to residents since COVID-19, including hot lunches, food boxes, grab&go meals/snack,





Thanksgiving turkey and chicken meals, and \$5,000 worth of HEB gift cards to families, children and seniors.

- HHA collaborated with resident councils to purchase and distribute 1,558 face masks at 9 sites.
 - HHA collaborated with Congresswoman Sheila Jackson Lee, Harris County Health Department, Triple AAA, Texas Southern University (TSU) and St. Luke Health Organization, Walgreens and Avenue 360 to administer (1,005) COVID-19 Vaccines.
- **Improved Public Housing Sustainability**
 - On January 15, 2021, HUD awarded HHA with a \$249,946 grant to install/replace carbon monoxide detectors within our public housing developments, and HHA expects that these changes will be completed in the Fall of 2022.

HHA Developments

While HHA will obligate and expend its Capital Fund Program (CFP) allocation of \$9.63 million to address the most severe capital needs, without additional funding HHA will remain significantly short of the support required to adequately address the portfolio's documented capital needs. Additionally, as the need to rehabilitate existing housing stock grows, so too does the need for affordable housing, which is illustrated by the approximately 55,000 families on HHA's waiting list for a public housing unit.

All HHA's current capital improvements are shown in the Capital Improvement Plan for 2022. HHA is in the process of converting a number of its public housing developments to project-based assistance through HUD's Rental Assistance Demonstration (RAD) program as a means to ensure long-term preservation and provide additional capital funds to address long-term capital needs. RAD provides extensive resident protections and a more stable funding platform than the existing public housing program.

To date, HHA successfully converted the following under RAD:

- Historic Rental Initiative
- Victory Place

HHA has continued the process of RAD conversion for the following developments:

- Allen Parkway Village
- Historic Oaks of Allen Parkway Village

HHA plans on beginning RAD conversion for the following developments:

- Heatherbrook
- Sweetwater

In PY 2021, HHA, in partnership with the City of Houston as Co-Applicant and with the involvement of numerous community stakeholders, continued to develop a plan for improving Cuney Homes and the Third Ward neighborhood using the HUD Choice Neighborhoods Planning grant awarded by HUD in PY 2020. This grant funds an inclusive community planning process and culminate in the development of a comprehensive Transformation Plan that will provide a roadmap and vision for revitalizing Cuney Homes and the surrounding neighborhood.

Also, in PY 2021, HHA was one of only ten Housing Authorities nationwide to be designated as a Moving to Work (MTW) agency under HUD's "Cohort 2" program. MTW designation provides





HHA with programmatic and financial flexibility to develop local solutions to Houston's affordable housing challenges. As part of the MTW program, HHA will participate in a national rent reform evaluation program and implement an array of other initiatives designed to expand affordable housing, provide enhanced employment, training and other supportive services to residents and streamline and improve program services.

Actions to encourage public housing residents to become more involved in management and participate in homeownership

HHA encourages resident involvement in the development of policies and programs. For example, HHA extensively involved residents in the development of plans for the new Moving to Work Program including the planned rent reform evaluation program. Also, HHA encouraged participation among public housing residents by hosting a variety of programs that promoted self-sufficiency and independent living, in the last year.

Future Plans

During PY 2022, HHA plans to reinvest in Houston communities by acquiring and developing new housing units. Additionally, several public housing units suffered damage in Winter Storm Uri, and HHA plans to repair them.

Actions taken to provide assistance to troubled PHAs

HHA encourages resident involvement in the development of policies and programs. For example, HHA extensively involved residents in the development of plans for the new Moving to Work Program including the planned rent reform evaluation program. Also, HHA encouraged participation among public housing residents by hosting a variety of programs that promoted self-sufficiency and independent living, in the last year.

Future Plans

During PY 2022, HHA plans to reinvest in Houston communities by acquiring and developing new housing units. Additionally, several public housing units suffered damage in Winter Storm Uri, and HHA plans to repair them.





CR-35 Other Actions – 91.220(j)-(k)

Actions taken to remove or ameliorate the negative effects of public policies that serve as barriers to affordable housing such as land use controls, tax policies affecting land, zoning ordinances, building codes, fees and charges, growth limitations, and policies affecting the return on residential investment. 91.220 (j); 91.320 (i)

HCD's actions taken to address regulatory barriers, in PY 2021, are described below.

- Address housing market conditions that inhibit low- and moderate-income persons from obtaining decent housing
 - Continued to increase the supply of affordable homes in Houston by funding new construction and repair of affordable rental and homeowner homes through a variety of programs. The \$100 million of TIRZ bond will continue to help fund these affordable housing initiatives.
 - Assisted 21 low- and moderate-income families achieve homeownership by providing down-payment and closing cost assistance using CDBG-DR funding.
 - Issue Resolutions of Support for Competitive (9%) Housing Tax Credit application process to promote the development and preservation of affordable housing.
 - Conducted two substantial amendments to increase the amount of ESG-CV funding available for Public Services and to receive and utilize Coronavirus funding to prevent, prepare for, and respond the impacts of COVID-19.
- Invest in building code enforcement and lead hazard remediation to abate deterioration of housing stock
 - Improved homes of low- and moderate-income homeowners through the repair of single family homes, using entitlement and non-entitlement funding sources.
 - Reduced lead-based paint hazards in low- and moderate-income homes by partnering with HHD and providing matching funding for federal grants.
 - Engaged in code enforcement activities carried out by the City's Department of Neighborhoods to address code violations.
- Strengthen intergovernmental relationships to resolve regulatory issues
 - Communicated with TDHCA regarding updates to the Qualified Allocation Plan (QAP), as needed.
 - Coordinated with HUD and GLO officials to request waivers to certain standards, as needed.
 - Continually improved HCD's monitoring and compliance function to detect and address inconsistencies and/or conflicts among federal, state, and local grant and regulatory requirements.
 - Continued to provide technical assistance to nonprofit and for-profit affordable housing developers and public service agencies regarding new or changing requirements.
 - Continued to refer fair housing complaints to substantially equivalent agencies and the regional HUD office, which are equipped and trained to manage such complaints effectively and efficiently.
- Use education to encourage policy decisions and public support that positively impact affordable housing
 - HCD developed and published Engaging Neighborhoods for a More Affordable Houston, which is a study aimed at learning how Houstonians talk about affordable homes, how to best communicate the importance of affordable homes specifically in Houston, and how to raise neighborhood awareness of and receptivity towards affordable homes.



- HCD's Fair Housing Team hosted a series of virtual "Fair Housing for Landlords and Property Managers" of four trainings lead by staff and legal professionals representing both the landlord and renter perspectives educating 494 local landlords and property managers on their fair housing responsibilities.
- Hosted the Section 3 Café, which continued to utilize a virtual platform for residents and businesses to meet with subject matter experts regarding their application.

HCD continued to work to identify regulatory barriers to affordable housing within local codes, regulations, and policies. These efforts will continue in PY 2022.

Actions taken to address obstacles to meeting underserved needs. 91.220(k); 91.320(j)

Actions to Address Obstacles. Three obstacles to meeting the needs of the underserved identified in the PY 2020-2024 Con Plan and 2020 Annual Action Plan are (1) the lack of resources (both program resources and personal resources of the underserved), (2) the lack of service or housing availability, and (3) the lack of knowledge of programs.

The underserved are low- and moderate-income households that have a member that is elderly, is a child, has a disability, or has a quality of life limiting medical condition. The underserved also include individuals experiencing homelessness or victims of domestic violence. Characteristics of the underserved population may include fixed incomes, unemployment or underemployment, living in aging housing stock, language barriers, and physical limitations to access services.

HCD carried out the following strategies and actions during PY 2021 to address identified obstacles to meeting underserved needs.

Leveraging its resources

- HCD continued to implement programs through special grants and support funding applications for various non-profit agencies and housing developers.
- HCD continued partnering with housing and service organizations to create permanent supportive housing units for the chronically homeless.
- HCD continued to work with HHA to efficiently utilize entitlement funds to provide rental assistance for extremely low- and low-income residents.
- HCD staff continued to research competitive grant opportunities to fund and enhance community development activities in Houston and applied and received to CDBG-DR grants through the Texas General Land Office.
- HCD researched ways in which funded activities, such as development of affordable rental units, could be paired with other funding sources or programs, such as on-site public services availability, to lower costs for residents or make services easily available.
- HCD prioritized selection of public services agencies and home developers that leveraged other funding sources with entitlement funds.
- HCD continued to seek partnerships with entities in the private sector, such as banks, realtors, builders, and non-profits to fund trainings and utilize volunteer resources.
- HCD continued to work with the Houston Land Bank and Community Land Trust to provide and preserve affordable homes.
- HCD partnered with Harris County to fund the Emergency Rental Assistance Program and the Eviction Intervention Program to families who were economically impacted by COVID-19. HCD also funded emergency shelter and rapid rehousing to assist families who experience homelessness due to COVID-19. HCD also leveraged funding from the U.S. Treasury, HUD, and TDHCA to these support COVID-related activities.




- HCD continued to work with the Coalition for the Homeless to expand the Community COVID Housing Program (CCHP), using a variety of funding sources to provide permanent supportive housing, rapid rehousing, and diversion services for families impacted by COVID-19.

Assisting households increase their income and assets

- HCD continued to fund public services including job training and other assistance programs, like childcare, to help individuals secure a job to increase their family income.
- HCD's Compliance and Monitoring Division facilitated training and routinely monitored contractual compliance to ensure that contractors were adhering to Section 3 guidelines to provide job training, employment, and contract opportunities to low-income residents. The Davis Bacon Act is also enforced to ensure contractors and sub-contractors paid the prevailing wage rates to employees.
- The Homebuyer Assistance Program provided financial assistance to income eligible households that otherwise could not afford to purchase a home due to the lack of funds for down payment and other fees associated with a home purchase.
- HCD continued to look for new ways to create job opportunities for low- and moderate-income persons through existing funding resources.

Making housing and services available for the underserved

- HCD prioritized housing and services to those in most need, including populations with special needs.
- Rapid re-housing activities, using ESG funds, targeted homeless individuals and those who were victims of domestic violence.
- HCD continued to address the rental housing needs of the underserved by giving preference to developments that serve the elderly, persons with a disability, or persons who have experienced homelessness in the selection process. Housing developments assisted with entitlement funds continued to comply with Section 504 requirements to make housing available to persons with disabilities.
- During the Hurricane Preparedness and Fair Housing Resilience Outreach Program, in conjunction with the City's Office of Emergency Management, HCD's Fair Housing Team presented to nonprofit organizations and advocates interested in an outreach grant at the Grant Introduction Workshop, which reviewed the importance of disaster preparedness and how disaster recovery and fair housing are related. Grantees that were awarded funds also shared similar information with their communities and networks.
- The City of Houston and Harris County continued to partner in the Houston-Harris County Emergency Rental Assistance Program. This program worked with sixteen experienced community social service agencies that support renters with their applications for rental assistance along with information about the CDC Moratorium Declaration and connecting families to additional services such as food, healthcare, job training and legal services. The Navigators are located throughout Houston including in many neighborhoods that have been historically underserved.
- The City of Houston, Harris County, and the CoC also continued to partner in the Community Covid Housing Program (CCHP) to deliver services that help to house people experiencing chronic or literal homelessness or rehouse people who have recently become homeless or housing instable.
- In 2020, HCD's Economic Development Division used disaster recovery funds to establish the Harvey Economic Development Program, which assists underserved small businesses, especially those owned by racial/ethnic minorities and women. In PY



2021, this program assisted 112 businesses and created 121 jobs. Through this grant, 95% of the businesses assisted were microenterprises, with 60% being women-owned businesses and 85% being minority-owned businesses.

Advertising available services to the underserved

- HCD trained 294 government employees across the City of Houston on fair housing and how to provide appropriate language and disability accommodations in their programs.
- The City's Office of Business Opportunity launched a citywide Title VI training effort with a series of train the trainer workshops where 22 employees in leadership roles across 10 city departments were trained on Title VI requirements and implementation.
- In July 2021, the Fair Housing Team created a series of printed fair housing education outreach materials for various audiences. The materials included flyers on the basics of fair housing, fair housing for renters and landlords, information on where and how to report housing discrimination, the HCD Fair Housing & Landlord/Tenant Hotline, and information about our free presentations and workshops offered on-site or virtually for community groups, religious organizations, schools, and other groups interested in learning about fair housing rights and helping prevent discriminatory housing practices in Houston. These outreach materials are available for download on our website and are regularly used at community events and outreach functions.
- HCD continued to use the "I am Protected" campaign, which was translated in the Spanish, Chinese, Vietnamese, Arabic, and Urdu.
- HCD continued to promote its 30-second PSA about the Fair Housing Hotline, which is available in Spanish, Vietnamese, Urdu, and Chinese.
- HCD held virtual public hearings to reach low-income residents and agencies that serve special needs populations. As the City of Houston remained cognizant of the COVID-19 social distancing and safety guidelines for residents, the hearings were available through virtual platforms like Microsoft Teams and Facebook Live. HCD utilized live open captioning and a Spanish interpreter for each meeting and posted a video of the hearings, the presentation slides, and toolkit on the HCD website for viewing and commenting. Aside from the public hearings, commenters were able to comment online, by phone, by email, and by postal mail.

All planned actions were addressed, and while no specific changes are planned, HCD always looks for ways to maximize the impact of its programs and activities on the lives of Houston's underserved populations.

[Actions taken to reduce lead-based paint hazards. 91.220\(k\); 91.320\(j\)](#)

Lead-Based Paint Hazard Control Program (LBPHC)

HCD and HHD's Bureau of Community and Children's Environmental Health (BCCEH) worked closely to eliminate childhood lead poisoning by performing lead hazard reduction. Beginning in 1996, HHD has received federal funding from HUD to reduce lead-based paint hazards and establish Healthy Homes principles in low- and moderate-income homes within the City of Houston. The LBPHC Program is funded by the Lead Hazard Reduction Demonstration (LHRD) Grant.

During PY 2021, Houston Health Department continued to carry out lead hazard reduction and remediation services by way of an interdepartmental agreement with HCD. The CDBG-funded interdepartmental agreement provided match funds for HHD's LHRD grant. Despite delays in procurement, a Letter of Agreement with HHD was executed before the close of the program year,



and 54 homes were remediated. With the help of CDBG funds as match, BCCEH is expecting to perform lead hazard reduction and remediation on 50 units in PY 2022.

Home Repair Program Lead Activities

For home repair activities, HCD utilized qualified contractors to perform lead-based paint testing and risk assessments for homes built before 1978. Staff ensured that contractors who carried out the repairs were certified for lead hazard abatement and addressed lead hazard according to regulations and requirements. HCD staff obtained a lead clearance letter from the contractors after repairs were finished and ensured that the delivery of repair services was provided in a timely, efficient, and healthful manner.

Actions taken to reduce the number of poverty-level families. 91.220(k); 91.320(j)


HCD supported services that assisted poverty-level families in a variety of ways to enable families to gain more income. Support services, such as affordable childcare through SEARCH and the Child Care Council, helped parents pursue education, job training, and become employed in higher wage work. HCD continued the funding of juvenile delinquency programs that promote job prospects and cultural awareness and help provide opportunities to the youth to rise out of poverty. HCD also supported employment services and training programs to help improve the skills of job seekers and to help them find appropriate, decent jobs with a livable wage. The Houston Public Library (HPL) Mobile Express, a mobile computer-training lab, brought job training and computer training to 6,076 persons in underserved communities, increasing job prospects for families in poverty. These accomplishment numbers are lower than prior years because of limitations on the way that services have been previously delivered due to CODID-19. HCD is working with its public service agencies to provide services in various ways during this pandemic.

HCD continued to support activities that created jobs for low-income residents. A program called Buckner Children and Family Services served 26 individuals by providing supportive housing and support services to families with children in danger of being separated from their families. Buckner offers stability to families with children at risk of being separated from their birth parents.

Creating equity and financial security through homeownership is a long-term strategy for poverty-reduction for low- and moderate-income families. Through direct financial assistance, HCD assisted 21 households achieve homeownership with CDBG funds and helped them move towards greater self-sufficiency by building long-term assets. As a strategy to create more affordable housing opportunities for low- and moderate-income persons, HCD also partnered with the Houston Community Land Trust (HCLT) in PY 2021. The HCLT, a non-profit entity, develops and stewards affordable housing by creating homeownership structures, resale rules, and long-term ground leases and ensures permanent affordability of homes. It allows for subsidies and lower sale prices for low-income homebuyers. Permanent affordability also helps stabilize and preserve neighborhoods from gentrification and displacement of residents. Under HCD's Single Family New Home Development Program, 16 homes were completed during PY 2021. Thirty homes were sold through the HCLT during PY 2021, and approximately 18 homes are in the pipeline for completion.

In PY 2021, HCD also continued to collaborate with the HCLT on the Homebuyer Choice Program. This program helps Houston homebuyers by subsidizing the purchase of quality, affordable homes in any neighborhood and placing the land in the HCLT. The homebuyer will contribute \$70,000 or more towards the mortgage, depending on their income, and contingent upon the level of school ratings in the neighborhood, the subsidies will cover between \$100,000 and \$150,000 towards the purchase of a home, including closing costs. While the HCLT will





own the land, the homeowner will own the home and maintain the right to use and enjoy the land. This collaborative program will help to keep the home affordable for future homeowners. During PY 2021, 41 homes were closed by providing assistance with down payment and closing costs.

In PY 2020, HCD and the Houston Land Bank partnered to create new homeownership opportunities for residents through the New Home Development Program. Acquired sites are developed into mixed-income properties, with over 51% of the new homes servicing households with an 80% AMI. These new affordable homes are close to jobs, parks, and services. In PY 2021, 6 homes were completed, and 59 homes have been completed since the program started. HCD has also worked to update program guidelines, which are expected to become effective in PY 2022.

Actions taken to develop institutional structure. 91.220(k); 91.320(j)

All actions proposed in the plan were undertaken during the program year. Changes were made, as needed, to more efficiently and effectively administer grant programs and to meet the goals and objectives, as planned, and as amended. HCD continued its efforts to respond and adapt to the changing environment in which it operates by evaluating needs related to institutional structure and implementing revisions, as needed.

Internally, HCD is comprised of several major functions: Program Areas (Multifamily, Commercial, Economic Development, Public Facilities, and Single Family Large Tract Development; Disaster Recovery and Single Family; and Public Services), Financial Services, Operations, Planning and Grants Reporting, Compliance and Grant Administration, and Communication and Outreach Divisions. The current structure highlights HCD's commitment to ensuring that all functions perform in a concerted manner to guarantee an efficient use of public and private resources that maximize output in the form of accomplishments. Underlying this effort is the recognized need to maintain a high level of coordination on projects involving other City departments and/or outside agencies.

HCD addressed gaps and improved institutional structure using the following strategies

Reduced and/or alleviated any gaps in services and expedited the delivery of housing and community development improvements (primarily affordable housing) to eligible residents.

- With two CDBG-DR contracts with the GLO, HCD and other City Departments continued to hire additional staff and build capacity within the organization to carry out programs.
- The Special Assistant to the Mayor for Homeless Initiatives continued to lead planning efforts related to ending homelessness and to advance permanent supportive housing.
- HCD worked with the CoC, subrecipients, other City Departments and regional agencies to provide assistance to families and homeless residents who were impacted by COVID-19.
- HCD continues to refine department policies and program guidelines to ensure that programs using different funding sources align and complement with other programs.
- With the shift to CDBG-DR17 funding, HCD's homebuyer assistance activities expanded assistance to households earning below 120% of the area median income. Program staff continued to market to the public and those working in the homebuyer industry, such as lenders and realtors.

- The Multifamily/Commercial program area continues to support tax credits to encourage development that will allow multifamily developments for affordable housing to be available in all sections of the City.

Used high level of communication and project coordination among City departments and support the City's efforts to revitalize and/or stabilize low- and moderate-income neighborhoods.

- HCD partners with the Health, Library, and Parks and Recreation departments, Houston Public Works, as well as the Mayor's Office on a variety of community improvement projects in low- and moderate-income neighborhoods. HCD continued to refine ways to communicate regulations to other City departments and streamline the LOA procedures.
- HCD and other departments meet regularly with the Planning Department and the Office of Complete Communities to enhance services and meet the needs of residents living in ten Complete HCD staff continues to support the development of the Action Plans for each of the neighborhoods.

Worked with and financially supported various Community Housing Development Organizations (CHDOs) operating in low- and moderate-income neighborhoods to build affordable housing for the elderly, veterans, and other special needs populations.

- HCD and selected CHDOs commenced the planning and design process during PY 2021, and 6 homes are awaiting their permits to commence the construction process by the close of the program year.


Continued to cultivate strong working relationships with local financial institutions to ensure the availability of private funding for housing projects and low- and moderate-income homebuyers.

- HCD continued to work with the Houston Housing Finance Corporation to develop future housing financing opportunities.
- HCD continued to reach out to realtor associations, including those representing minorities and realtors working in low-income areas of Houston, to advertise HCD's Harvey Homebuyer Assistance Program.
- HCD worked with finance agencies to further economic development initiatives, including those funded with Section 108 and EDI.

Actions taken to enhance coordination between public and private housing and social service agencies. 91.220(k); 91.320(j)

HCD continues to share a common vision with its partners in the public and private housing and social service sectors. That vision promotes community development and the leveraging of resources to maximize program outcomes. HCD continued to enhance coordination efforts between housing and social service agencies in PY 2021. Some of these efforts are described as follows.

HCD worked with developers and local public service agencies to provide much needed social services to residents of HCD funded multifamily housing developments. Of the developments that were completed, initiated, or under construction during the 2021 program year, most offered some form of on-site. However, due to COVID-19 some social services were still provided virtually. Social services are an important aspect of affordable multifamily housing developments. By providing social services, HCD continued to create a safe, supportive community for the low- and moderate-income Houstonians most in need, such as seniors, homeless persons, persons with disabilities, and families.



Examples of HCD funded projects and the types of services provided are shown in Table 17. Coordination efforts between HCD and public and private housing and social service agencies can also be seen in our response in CR 25 - Homeless and Other Special Needs, which details HCD's work with the Coalition for the Homeless Houston/Harris County and the Continuum of Care.

Future actions will change based on the results of the current year, by exploring more collaborations in funding projects for the community and in application results from RFPs issued throughout the CoC. The relationship between the Housing Authorities, Harris County, and the City of Houston continues to develop, and there are possibilities of future joint ventures. The government funders meet regularly to discuss current and future projects in the pipeline to systematically plan projects. The continuation of technical assistance for ESG and HOPWA programs will play a significant role in future actions.

In PY 2021, planned efforts to enhance coordination between housing and social service agencies included the following

- *Coalition for the Homeless Houston/Harris County, Continuum of Care (CoC), and Addressing Homelessness.* See responses in CR-25 – Homeless and Other Special Needs Populations.
- *Economic Development.* HCD coordinated with Houston Business Development Inc (HBDI), which is Houston's only Community Based Development Organization (CBDO) to enhance its capacity to provide funding and technical assistance to small businesses that create jobs for or are owned by low- and moderate-income persons. The program is funded with primarily CDBG-DR17 funds, and the activities are anticipated to assist small businesses in the next program year.
- *Disaster Recovery.* The City of Houston continued coordinating with the Texas General Land Office (GLO) and Harris County in the planning and implementation of disaster recovery programs following the devastating impact of Hurricane Harvey on Houston.
- *COVID-19 Response.* HCD coordinated with Harris County and nonprofits to administer emergency rental assistance and eviction diversion to families impacted by COVID-19 through emergency rental assistance, eviction intervention, and homeless diversion activities. HCD also partnered with the CoC with the development of CCHP to address the need of the housing, diversion, shelter, and supportive services for households experiencing homelessness. HCD will continue to coordinate with regional agencies to provide assistance with braided resources including HOME-ARP funds.



Table 17 – Examples of HCD funded projects with onsite/coordinated social services are shown below.

Project	Population Served	Group Therapy/ Substance Abuse Counseling	Vocational Training/ Employment Services	Case Management	Health Screening	Fitness Programs	Continuing Education/ Computer Classes	Financial Planning	Legal Services	After- school Activities
TRAVIS STREET PLAZA	Veterans	√	√	√	√				√	
WOODLAND CHRISTIAN TOWERS	Seniors	√	√	√	√	√	√	√	√	
VILLAS AT EASTWOOD (FENIX ESTATES)	Families	√	√	√			√	√	√	
VILLAGE AT HICKORY GLEN APARTMENT HOMES	Disabled		√	√		√	√	√		√
NHH HARRISBURG (SRO)	SRO	√	√	√			√			
GOLDEN BAMBOO III	Seniors				√		√	√	√	
LYDIA'S PLACE	HOPWA	√	√	√	√		√			
ZION GARDENS	Families		√	√			√			√
NHH RITTENHOUSE	SRO		√	√			√			
MIDTOWN TERRACE	Veterans	√	√	√	√				√	
COTTAGES AT SOUTH ACRES	Families		√		√		√	√	√	√
GULF COAST ARMS	Families				√		√	√		√
TEMENOS PLACE II	SRO	√		√	√					
HOUSTON HEIGHTS TOWER APTS	Seniors			√	√	√				
NHH REED RD	Families	√	√	√	√	√	√	√	√	√
4600 MAIN STREET	SRO	√		√	√	√				
THE MEN'S CENTER	SRO	√	√	√						
WOMEN'S HOME PHASE II	Families	√	√	√	√		√			√
CLEME MANOR	Families			√	√	√		√		√
AVENUE STATION	Families					√		√		√
INDEPENDENCE HEIGHTS	Families	√	√		√	√		√		√





Identify actions taken to overcome the effects of any impediments identified in the jurisdiction's analysis of impediments to fair housing choice. 91.520(a)


Summary of the 2020 Analysis of Impediments

As a part of the 2020-2024 Consolidated Plan, HCD conducted the 2020 Analysis of Impediments to Fair Housing Choice (AI) identifying the impediments and barriers to fair housing in Houston, Texas. The following are the impediments to fair housing choice identified to be addressed in PY 2021.

- Impediment 1: Discrimination in Housing
- Impediment 2: Lack of Knowledge About Fair Housing
- Impediment 3: Lack of Affordable Housing Options
- Impediment 4: Lack of Accessible Housing for Persons with Disabilities
- Impediment 5: Lack of Income/ Funding
- Impediment 6: Segregated Housing Patterns Based on Race, Ethnicity, and Economic Status
- Impediment 7: Lack of Access to Financial Education / Discriminatory Banking Practices
- Impediment 8: Imbalanced Distribution of Amenities, Services, and Infrastructure Between Neighborhoods
- Impediment 9: NIMBY Resistance
- Impediment 10: Lack of Transportation Options
- Impediment 11: Increased Health Hazard Exposure in Certain Neighborhoods
- Impediment 12: Lack of Communication Between Government and Residents

Some of the actions that took place in Houston to affirmatively further fair housing in PY 2021 include the following

- The City's Fair Housing Hotline provided free resources to 956 callers who have questions or concerns about various tenant, landlord, and fair housing issues.
- In PY 2021, HCD staff continued to prioritize community partnerships, attending over 127 partner events and provided at least 5,026 individuals with information on HCD activities, the public engagement process, and surveyed their housing concerns and needs.
- Through the Fair Housing Ambassador Program, HCD provided small grants to 6 local organizations who worked to decrease housing discrimination and increase fair housing in the communities they serve. 5 organizations also completed outreach as volunteers. Altogether, the groups reached 91,650 individuals from targeted vulnerable populations in Houston. As part of the application process, HCD also provided three technical assistance trainings intended to help build organizational skill and capacity for the local nonprofits and advocates who want to conduct fair housing outreach in their community with the goal of creating a stronger fair housing infrastructure in Houston. Eighty representatives from local non-profits and community groups attended each of the three trainings.
- As part of the ambassador program, HCD also create a series of scripted presentations around fair housing and renters' rights that were made public as a resource on the HCD website and may be utilized by organizations or advocates as needed.
- The Fair Housing and Hurricane Preparedness Program provided \$10k grants to 5 community-based organizations with the goal of preparing vulnerable communities with information that will assist them when and after a disaster happens by working directly with community organizations that intimately understand the needs of their own community. Through their outreach efforts, the organizations reached 530,588 vulnerable individuals with both fair housing and hurricane preparation information.

- 
- HCD continued its biannual free Fair Housing Workshop for Landlords and Property Managers. HCD staff hosted two attorneys to discuss fair housing laws and best practices and were available to answer questions during the workshops. The two workshops held in September 2021 had 244 people attend, and the two workshops held in April 2022 had 233 people attend.
 - HCD created and published *Engaging Neighborhoods for a More Affordable Houston*, which is a study aimed at learning how Houstonians talk about affordable homes, how to best communicate the importance of affordable homes specifically in Houston, and how to raise neighborhood awareness of and receptivity towards affordable homes.
 - The Office of Business Opportunity launched a citywide Title VI training effort with a series of train the trainer workshops where 22 employees in leadership roles across 10 City departments were trained on Title VI requirements and implementation.
 - HCD allocated \$150,000 in CDBG funds for fair housing activities in PY 2021, and three full time staff members worked on fair housing compliance and outreach/education.

More information about impediments and the actions taken during PY 2021, to address the impediments, can be found in the Appendix of this document.





CR-40 Monitoring 91.220(d,e); 91.520(c)

Description of the standards and procedures used to monitor activities carried out in furtherance of the plan and used to ensure long-term compliance with requirements of the programs involved, including minority business outreach and the comprehensive planning requirements.

Real Estate Compliance

Compliance with the Davis Bacon and related Acts includes ensuring the payment of prescribed hourly rates and investigating potential violations. During PY 2021, the total amount of restitution collected was \$215,193.30 for 128 employees. Monitoring practices consist of desk reviews, onsite visits, and employee interviews. Training sessions and technical assistance are also provided.


Annual multifamily project property inspections include evaluating the physical condition of the exterior and common areas of the properties and a random sampling of qualified units. The physical condition of the property includes apartment building, common areas and parking lots as well as identifying life, health, and safety issues. Results of this activity are detailed in the related response in CR-50.

The Loan Servicing section of the Real Estate Compliance division is responsible to ensure those homeowners assisted by single family housing programs adhere to affordability period requirements as outlined in their contracts. This includes verification of occupancy through a variety of means. The total amount of payoff funds collected in PY 2021 was \$143,265.43, with 221 Releases of Liens executed.

The Real Estate Division also houses the Environmental Team that is responsible for ensuring all departmental projects, as well as sub-recipient projects, comply with the National Environmental Policy Act and HUD Environmental Requirements. During PY 2021, the Environmental Team conducted the following reviews: completed 16 Commercial/Public Facilities projects, 58 Single Family projects, 91 Public Service projects, 127 projects for sub-recipients, as well as 18 CARES Act funded projects. The Environmental Team performs reviews on projects for outside agencies who receive HUD funds when they are not authorized to perform HUD environmental reviews on their own. The above count is limited to Entitlement, non-Disaster Recovery (DR) projects. Any changes in the total number of Entitlement-funded projects is likely a result of program changes, particularly regarding projects for sub-recipients, where Continuum of Care (CoC) and Houston Housing Authority (HHA) project pipelines have continued, and the HDHHS Lead Paint (City Health Dept.) pipeline has expanded significantly. As a point of note, the Team has also cleared a large volume of non-federally funded projects as well as federally-funded Disaster Recovery (DR) projects in addition to the aforementioned Entitlement projects.

Contract Monitoring

Subrecipients are monitored on a predetermined schedule through desk reviews, entrance meetings, documentation analysis, client interviews, and exit meetings. HCD also develops and issues compliance review reports, and when necessary, HCD performs follow-up reviews and closeouts. Monitoring involves in-person, telephone, email and written communications, analysis of reports and audits. Staff conducted 88 Annual Compliance Reviews during PY 2021.



Contract Compliance

Contract Compliance operates under federal and local directives that document specific steps to achieve compliance of program rules. Our administrative practices maximize Minority, Women Owned, Small Business enterprises (MWSBE) participation on projects awarded through housing; generate economic, employment and training opportunities for low-to-very low income persons and businesses that employ such persons; promotes a quality workforce for employees through Pay or Play (POP) healthcare Incentives; and monitors occupancy covenants of affordable multifamily developments rented to low- and very low-income tenants for the entire period of affordability while being a voice in the community to promote, educate and connect residents and partnering organizations with housing resources and opportunities.

Staff perform desk reviews of compliance file records to examine Affirmative Marketing and Tenant Selection Plans, ensuring adherence to federal standards. On-site Annual Compliance Reviews are conducted for each project property, testing for compliance of tenant /household eligibility, qualification of income certifications, rent affordability standards and occupancy/use of designated units. Technical assistance trainings are held quarterly and host topics of interest to owners, property management, leasing staff and affordable housing professionals. Details can be found in the Compliance Summary Review (CSR) Rental Housing table in the Appendix.

Minority Business Outreach

In 2013, the Houston City Council approved enhancements to the City's 30-year old goal-oriented Minority/Women-Owned/Small Business Enterprise (MWSBE) contracting program. Due to City Council's action, women-owned businesses were reinstated to the program. The citywide goal for construction contracts is 34% with a breakdown of 23% Minority Business Enterprise (MBE) 11% Women owned Business Enterprise (WBE). HCD monitors ongoing contractor compliance with Minority Business Enterprise MBE and Women owned Business Enterprise WBE participation goals in accordance with federal and local requirements. Although, contract provisions were updated in 2018, HCD will update provisions, as needed, to comply with citywide goal requirements on applicable project types.

Comprehensive Planning Requirements

Staff participated in HUD trainings, including workshops, reviews/monitoring, and webinars. In the fall of 2021, HCD held two public hearings where residents could review accomplishments from the PY 2020 CAPER and provide input on the development of the 2022 Annual Action Plan. Two additional hearings were held in the spring of 2022, to solicit feedback from the public regarding planned activities in the upcoming program year. Usually, these hearings are held at both a central location in a low- and moderate-income neighborhood; however, because of the COVID-19 pandemic, these hearings were held virtually on Microsoft Teams, Facebook Live, and HTV. The public comment period for the 2022 Annual Action Plan and any Annual Action Plan substantial amendments were advertised in the *Houston Chronicle* and community newspapers with appropriate translations, as needed, and relevant information was posted on HCD's website, to solicit public comments. HCD followed the approved Citizen Participation Plan to ensure continued compliance with comprehensive planning requirements.

Description of the efforts to provide citizens with reasonable notice and an opportunity to comment on performance reports.

The 2021 CAPER was available for public review and comment from September 2, 2022 to September 17, 2022. A notice was published in the *Houston Chronicle* and posted on HCD's website on September 2, 2022. The notice was also published in Spanish in *La Voz*. Copies of the published notices are included in the Appendix.



A draft copy of the CAPER was available at the Main Houston Public Library and posted on HCD's website, and copies can be requested at HCD's office (2100 Travis Street). HCDD did not receive any public comments during the comment period.





Program Specific Requirements

CR-45 CDBG 91.520(c)

Specify the nature of, and reasons for, any changes in the jurisdiction's program objectives and indications of how the jurisdiction would change its programs as a result of its experiences.

HCD may implement programmatic changes as a result of its experiences in PY 2021. Efforts to innovate and implement best practices continue.

Activities and strategies making an impact on identified needs

All CDBG-funded programs and activities are making an impact on identified needs through the progress shown in the Annual and Strategic Plan accomplishments tables in CR-05. Many programs and activities have exceeded the Annual Action Plan goals identified for PY 2021.

Barriers having a negative impact on fulfilling the strategies and the overall vision

Funding caps on public services continue to be a barrier on CDBG-funded programs and activities. In addition, the following program specific barriers had a negative impact on fulfilling the overall planned strategies in the past year.

- *COVID-19.* Although social distancing guidelines were relaxed in PY 2021, many in-person services continued to be restricted to prevent the spread of COVID-19 and due to staff capacity issues from quarantining. Although many families were serviced throughout the pandemic, HCD and its subrecipients continued to provide services remotely, and many subrecipients continued to shift focus from entitlement projects to assisting households that were impacted by COVID-19.
- *CHDO Program.* Barriers to the development of homes through the CHDO program are discussed in first narrative response in CR05 – Goals and Outcomes.

Status of grant programs

The IDIS PR26 states the following: Percent of Low/Mod Credit (100.00%), Percent of Funds Obligated for Public Services Activity (12.67%), and Percent of Funds Obligated for Planning and Administration (19.68%). Although HCD strives to fund the maximum amount of CDBG to public services, this was not achieved in PY 2021 as additional public service activities were funded through CDBG-CV funding. The IDIS PR26 Report for CDBG-CV funding shows the following: Percent of Low/Mod Credit (100.00%), Percent of Funds Obligated for Public Services Activity (19.02%), and Percent of Funds Obligated for Planning and Administration (4.54%). HCD adhered to all requirements during PY 2021 and were within the established caps. Going forward, HCD will continue to review the impact of actual program income receipted in excess of estimates, to maximize available funding for public services and planning and administration activities. HCD will also continue to shift eligible costs to project delivery, when possible, to lessen HCD's administrative cost burden. Status of grant programs and activities can be seen in the IDIS PR03 report. At PY 2021 year-end, the IDIS PR03 contained 68 open activities, 53 completed activities, and 0 cancelled activities.

Activities falling behind schedule

For programs/activities that did not achieve their PY 2021 goals, explanations are contained in CR05 and CR20.



Timely grant disbursements

The City has maintained its compliance with 24 CFR 570.902 of the CDBG regulations regarding expending funds in a timely manner. HCD conducted the timeliness test for CDBG spending on April 25, 2022 and met the test requirement with an adjusted draw ratio of 1.48.

Major goals on target

Progress towards goals for CDBG-funded programs and activities can be seen in the accomplishments table and narrative discussion in CR05 - Goals and Outcomes or in the CR20 – Affordable Housing section responses.

Does this jurisdiction have any open Brownfields Economic Development Initiative (BEDI) grants?

Does this jurisdiction have any open Brownfields Economic Development Initiative (BEDI) grants?

☐ Yes ☒ No





CR-50 HOME 91.520(d)

Include the results of on-site inspections of affordable rental housing assisted under the program to determine compliance with housing codes and other applicable regulations.

Inspectors conducted property inspections of multifamily developments, evaluating the physical condition of the properties, which included exterior and common areas and a random sampling of qualified units. The inspections were based on construction standards specified in the project's contract agreement, inclusive of applicable City codes and ordinances. Property inspection results were provided to the property owners for necessary corrections. Once corrections were made, the inspectors revisited the property to verify further compliance and to close the review. In PY 2021, 81 property inspections were conducted with a total of 7 findings.

A list of projects scheduled for on-site inspection, inspection results, a summary of issues identified, and follow-up actions is in the Appendix in the following documents: Multifamily Annual Compliance Review (ACR) Rental Housing, Minimum Property Standard (MPS) Rental Housing Inspection Summary, and Minimum Property Standard (MPS) Summary of Inspection Issues Identified tables, in the Appendix.

Provide an assessment of the jurisdiction's affirmative marketing actions for HOME units. 92.351(b)

HUD requires that recipients of HOME funds adopt an Affirmative Marketing Plan. HCD has developed policies and procedures covering both rental and homebuyer projects, which include dissemination of information, technical assistance to applicants, project management, reporting requirements, and project review. HCD Policy 22-19, outlining procedures to affirmatively market units funded by HCD programs, was included as an exhibit in required contracts for projects assisted with HOME funds that consisted of 5 or more units. The procedures set by this policy are meant to ensure the furthering of objectives in Title VIII of the Civil Rights Act of 1968 and Executive Order 11063, as amended.

The purpose of the HCD's affirmative marketing strategy is to provide housing choice for all residents through programs of voluntary assistance, affirmative marketing, outreach, and education. The strategy consists of actions that will provide information and attract eligible persons in the housing market, without regard to race, color, national origin, sex, religion, familial status, or disability. Affirmative marketing action supports fair housing to ensure that eligible persons from all protected groups are fully informed of available units for sale and/or rent, are encouraged to apply for available units for sale and/or rent and are given the opportunity to buy or rent the unit of their choice.

Technical assistance begins in the project approval stage and continues during periods of affordability. When HCD funds a project, monitoring staff contact the applicant and share HCD's Affirmative Marketing Plan requirements. Monitoring staff also assists the applicant on an as needed basis, in developing an Affirmative Marketing Plan, subject to HCD approval. The Affirmative Marketing Plan, pursuant to federal regulations, outlines strategies to inform the public about their housing opportunities, requirements, and practices that the owner must adhere to in executing an Affirmative Marketing Plan. This includes the procedures that must be followed in soliciting tenant applications and identifies what special efforts will be made to attract racial, ethnic, and other protected groups who might not normally seek housing in their project.

In accordance with the Annual Action Plan, HCD continued to provide proven strategies in informing potential renters/buyers about available opportunities and supporting requirements





through the HCD's website, publications, workshops/seminars and the placement of flyers/posters at funded project sites. Particularly, emphasis was placed on low- and moderate-income areas and those communities with minority concentrations.

Affirmative marketing efforts generated as a result of HCD's policies and requirements ensured that marketing strategies were designed to attract buyers and renters without regard to race, color, religion, sex, familial status, handicap, or national origin. These efforts continue to be effective for providing access to information.

Data on the amount and use of program income for projects, including the number of projects and owner and tenant characteristics.

See CR15 Table 9 - Program Income table and Program Income Uses and Beneficiary Information Appendix table.

Describe other actions taken to foster and maintain affordable housing. 91.220(k)

The City of Houston currently has an affordable rental-housing inventory of 14,115 units, housed in 87 developments. Through the investment of federal and local funding sources, 6,804 of these units are income-restricted. The income-restricted units and affordable rental-housing inventory has gone down by 2 properties and 354 units respectively during PY 2021. However, HCD also increased its portfolio with 1 additional property, which added 170 income-restricted units. Effective relationships with owners of affordable housing properties, potential buyers of at-risk housing, advocacy groups, lenders, community groups, and other stakeholders help to ensure that the level of restricted units is maintained. Each year, HCD strives to add additional units to its affordable rental-housing portfolio. These efforts help to ensure that the number of affordable units increases over time.



CR-55 HOPWA 91.520(e)

Table 18 – HOPWA Number of Households Served

Number of Households Served Through:	One- Year Goal	Actual
Short-term rent, mortgage, and utility assistance to prevent homelessness of the individual or family	800	513
Tenant-based rental assistance	475	372
Units provided in permanent housing facilities developed, leased, or operated with HOPWA funds	245	185
Units provided in transitional short-term housing facilities developed, leased, or operated with HOPWA funds	55	34
Permanent Housing Placement Services	N/A	79
Sub Total	1,575	1,183
Adjustment for Duplication	N/A	-32
Total	1,575	1,151

Discussion

The City of Houston's Housing and Community Development Department (HCD) provides housing assistance and supportive services to eligible, low-income individuals living with and/or affected by HIV/AIDS, through its Housing Opportunities for Persons with AIDS (HOPWA) Program. Eligible persons must reside within the City's Eligible Metropolitan Statistical Area (EMSA), which consists of the counties of Austin, Brazoria, Chambers, Fort Bend, Galveston, Harris, Liberty, Montgomery and Waller. In 1993, the City of Houston acquired administration of the HOPWA grant. Since then, the City has been allocated over to \$216 million in HOPWA grants.

HUD allocated \$10,884,807 to the City of Houston in HOPWA funds for PY 2021 (July 1, 2021 – June 30, 2022). With these funds, HCD proposed to serve 1,575 households with housing assistance and supportive services. Proposed HOPWA activities included:

- Tenant based rental assistance (TBRA)
- Short-term rent, mortgage and utilities assistance (STRMU)
- Operating costs for community residences
- Supportive services
- Housing information services
- Administrative expenses (program sponsor and grantee)

During PY 2021, the HOPWA Program provided households with housing assistance and/or supportive services and expended \$9,570,864.37 (based on PY 2021 IDIS draws). Unduplicated households receiving housing assistance totaled 1,151. Types of housing assistance included facility-based housing, rental assistance, and permanent housing placement services. Facility-based housing activities provided transitional and permanent housing assistance to 219 households. Rental assistance housing activities provided short-term rent, mortgage, and utility assistance (STRMU) payments to 513 households and providing tenant-based rental assistance to 372 households. Also, 79 households received permanent housing placement services, which included housing referral, tenant counseling, application fees, and first month's rent and security deposits. Households receiving supportive services totaled 1,455. Supportive service activities included case management, childcare and early childhood education for homeless families, legal





services, transportation, job training and employment services, substance abuse counseling, and housing information and referrals.

The City of Houston awards grants to eligible organizations, through a Notice of Funding Award (NOFA) process for the HOPWA program. During the summer of 2018, HCD conducted a NOFA for program year 2019 HOPWA agreements. The NOFA encouraged non-profit agencies to participate in the process by proposing a project that would provide housing assistance and supportive services for low-income persons living with HIV/AIDS and their families. In PY 2021, the City of Houston approved 14 subrecipients for \$11,571,949.07 in HOPWA funding.

Table 19 – HOPWA Subrecipient Award Amounts

Agency Name	Amount Awarded
A Caring Safe Place, Inc.	\$ 948,938.00
Access Care of Coastal Texas, Inc.	\$ 1,052,038.00
AIDS Foundation Houston	\$ 1,599,792.00
Association for the Advancement of Mexican Americans	\$ 145,677.40
Brentwood Community Foundation	\$ 892,634.00
Catholic Charities of the Archdiocese of Galveston-Houston	\$ 1,127,084.48
Coalition for the Homeless of Houston/Harris County	\$ 66,005.00
Goodwill Industries	\$ 175,000.00
Houston Area Community Services	\$ 3,045,740.19
Houston HELP, Inc.	\$ 368,551.00
Houston SRO Housing Corporation	\$ 350,000.00
Houston Volunteer Lawyers Program	\$150,000.00
Montrose Counseling Center	\$ 1,517,210.00
SEARCH Homeless Services	\$ 132,579.00
Total	\$ 11,571,949.07

Beginning in PY 2019, HUD also granted the City of Houston's HOPWA Program \$1,501,211.00 in HOPWA-CV funds to prevent, prepare for, and response to the impacts of COVID-19. These agreement terms were extended, and the activity periods fell within PY 2020 and closed out in PY 2021. The HOPWA-CV agreements were only active for 1-6 months in PY 2021, the reported goals have been adjusted to reflect the portion allocated to this reporting program year. For any HOPWA-CV funds available for use will be placed with an agency to finish out funding via an amendment to their existing HOPWA agreement.

During PY 2021, the HOPWA Program provided households with housing assistance and/or supportive services and expended \$536,299.38 HOPWA-CV (based on PY 2021 IDIS draws). Unduplicated households receiving housing assistance totaled 160, with the duplicated number being 164. Rental assistance housing activities provided short-term rent, mortgage, and utility assistance (STRMU) payments to 139 households and tenant-based rental assistance activities provide funding to 17 households. Also, 8 households received permanent housing placement services, which included housing referral, tenant counseling, application fees, and first month's rent and security deposits. Households receiving supportive services totaled 298. Supportive service activities included case management and housing information and referrals.





In PY 2020, the City of Houston approved 4 subrecipients for \$1,411,139.00 in HOPWA-CV funding. These subrecipients continued to serve clients and expend HOPWA-CV funds in PY 2021.

Table 20 – HOPWA-CV Subrecipient Award Amounts

Agency Name	Amount Awarded
Brentwood Community Foundation	\$ 133,913.00
Catholic Charities of the Archdiocese of Galveston-Houston	\$ 421,251.00
Houston Area Community Services	\$ 185,755.00
Montrose Counseling Center	\$ 670,220.00
Total	\$1,411,139.00

All HOPWA project sponsors are required to utilize the Homeless Management Information System (HMIS) for client data. HUD's HMIS is currently maintained by the Coalition for the Homeless of Houston/Harris County for the Houston/Harris County metropolitan statistical area.

HMIS enables HOPWA project sponsors to input, maintain, and track information for clients in the HOPWA program, while ensuring their confidentiality in accordance with the regulations at 24 CFR § 574.440 Confidentiality. The program also ensures that duplication of services does not occur with clients participating in the TBRA, STRMU, and facility-based housing assistance activities. Furthermore, agencies can create and printout reports for their HOPWA activities, i.e., TBRA, STRMU, etc. Moreover, agencies use the HMIS as a Housing Information Services tool for their case management activities and use the system to pull down the Annual Progress Report. The Coalition for the Homeless of Houston/Harris County offers quarterly HMIS forums for its participating agencies. HOPWA project sponsors are encouraged to attend the HMIS forums and trainings provided by the Coalition. The last forum was held virtually on June 16, 2022.

Starting July 2020, the Public Services division started hosting virtual forums with HOPWA providers to share ideas related to workflow changes due to COVID-19 and physical distancing recommendations. These forums evolved to include HOPWA refresher trainings and best practices discussions for both providers and HCD staff. The Public Services Division has worked closely with our technical assistance provider, The Cloudburst Group, to host ten different HOPWA 101 training courses during PY 2021.

While the HOPWA program did not reach 100% of the planned annual goals, project sponsors did average at least 80% in four out of seven categories based on overall project sponsor goals. Out of the 14 subrecipients, half met between 80-100% of their individual project sponsor goals and the other half met between 55-75%. In comparison to PY 2020, there was an overall increase in households served by 12%

Due to the shortage of affordable rental units and the continuous impact of COVID-19, HOPWA programs did not reach 100% of the housing subsidies assistance and support services goals set over the past program year. While many agencies adapted to remote work plans and implemented COVID-19 program guidelines, the virus continues to hinder the ability to freely meet and serve clients.

For example, SEARCH House of Tiny Treasures stated that while parents opted for virtual case management services, parent engagement is still limited since in-person parenting classes and





family nights were put on hold due to safety protocols. Also, enrollment numbers continue to be an obstacle. While there is a great need for early childhood education, many families are concerned with attending school during continued outbreaks of positive COVID cases and are opting to keep their children home. Additionally, overall student attendance has been impacted by safety protocols that keep students and their siblings who are ill or symptomatic out of school for periods of time longer than usual.

The lack of housing availability also contributed to HOPWA activities unable to reach 100% of TBRA/STRMU/PHP goals. Access Care of Coastal Texas noted that several properties that accept housing assistance programs are either reducing the number of eligible units or transitioning completely out of accepting rental assistance either on an emergency or permanent basis. Also, fair market rents are consistently outpaced by current rental rates due to the aggressive increases in market values and the transitioning of the rental housing market from long-term rental properties into short-term vacation rentals.

Approximately 81% of the clients and households were stabilized through housing assistance from the tenant-based rental assistance and housing facilities (transitional and permanent) projects, exceeding HUD's HOPWA performance outcome goal of 80%. Furthermore, project sponsors met 93% of the goal to assist participants with short-term rent, mortgage and utilities assistance and were either stabilized or temporarily stabilized in their housing. These positive outcomes are credited to HCD staff meeting with the project sponsors and stressing housing stability with case management.

HOPWA and HOPWA-CV funds were expended by the following subrecipients during PY 2021.

Table 21 – HOPWA & HOPWA-CV Subrecipient Award Amounts

Project Sponsors Drawing HOPWA Funding During PY 2021	
<ul style="list-style-type: none">• A Caring Safe Place, Inc.• Access Care of Coastal Texas, Inc.• AIDS Foundation Houston• Association for the Advancement of Mexican-Americans• Brentwood Community Foundation, Inc.• Catholic Charities of the Archdiocese of Galveston-Houston• Coalition for the Homeless of Houston/Harris County	<ul style="list-style-type: none">• Goodwill Industries of Houston• Houston Area Community Services dba Avenue 360• Houston HELP, Inc.• Houston SRO Housing Corporation• Houston Volunteer Lawyers Program• Montrose Counseling Center• SEARCH Homeless Services
Total Funds Expended \$10,107,163.75	



CR-58 Section 3

Table 22 – Total Labor Hours

Total Labor Hours	CDBG	HOME	ESG	HOPWA
Total Number of Activities	-	-	-	-
Total Labor Hours	-	-	-	-
Total Section 3 Worker Hours	-	-	-	-
Total Targeted Section 3 Worker Hours	-	-	-	-

Table 23 – Qualitative Efforts - Number of Activities by Program

Qualitative Efforts - Number of Activities by Program:	CDBG	HOME	ESG	HOPWA
Outreach efforts to generate job applicants who are Public Housing Targeted Workers	-	-	-	-
Outreach efforts to generate job applicants who are Other Funding Targeted Workers.	-	-	-	-
Direct, on-the job training (including apprenticeships).	-	-	-	-
Indirect training such as arranging for, contracting for, or paying tuition for, off-site training.	-	-	-	-
Technical assistance to help Section 3 workers compete for jobs (e.g., resume assistance, coaching).	-	-	-	-
Outreach efforts to identify and secure bids from Section 3 business concerns.	-	-	-	-
Technical assistance to help Section 3 business concerns understand and bid on contracts.	-	-	-	-
Division of contracts into smaller jobs to facilitate participation by Section 3 business concerns.	-	-	-	-
Provided or connected residents with assistance in seeking employment including: drafting resumes, preparing for interviews, finding job opportunities, connecting residents to job placement services.	-	-	-	-
Held one or more job fairs.	-	-	-	-
Provided or connected residents with supportive services that can provide direct services or referrals.	-	-	-	-
Provided or connected residents with supportive services that provide one or more of the following: work readiness health screenings, interview clothing, uniforms, test fees, transportation.	-	-	-	-
Assisted residents with finding child care.	-	-	-	-
Assisted residents to apply for, or attend community college or a four year educational institution.	-	-	-	-
Assisted residents to apply for, or attend vocational/technical training.	-	-	-	-
Assisted residents to obtain financial literacy training and/or coaching.	-	-	-	-
Bonding assistance, guaranties, or other efforts to support viable bids from Section 3 business concerns.	-	-	-	-
Provided or connected residents with training on computer use or online technologies.	-	-	-	-
Promoting the use of a business registry designed to create opportunities for disadvantaged and small businesses.	-	-	-	-
Outreach, engagement, or referrals with the state one-stop system, as designed in Section 121(e)(2) of the Workforce Innovation and Opportunity Act.	-	-	-	-
Other.	-	-	-	-





Narrative

As of November 22, 2021, HUD required Section 3 reporting for all activities that had an IDIS initial funding after July 1, 2021. During PY 2021, HCD did not complete any activities that met this criteria; therefore, no completed activities were subject to the new Section 3 reporting requirements. The activities that are subject to Section 3 reporting requirements will be reported in future CAPERs.

HCD staff conducted 170 outreach activities and reached 5,634 individuals and business owners with information about Section 3. A total of 200 Section 3 Workers obtained the certification during PY 2021 out of the total of 597 active certified workers, and 44 Section 3 Business Concerns also obtained their certification out of the total of 169 active certified entities.





CR-60 Subrecipient Information

ESG Supplement to the CAPER in Sage

ESG Recipient Information

Basic Grant Information

Recipient Name	HOUSTON
Organizational DUNS Number	832431985
EIN/TIN Number	746001164
Identify the Field Office	HOUSTON
Identify CoC(s) in which the recipient or subrecipient(s) will provide ESG assistance	Houston/Harris County CoC

ESG Contact Name

Prefix	
First Name	MELODY
Middle Name	
Last Name	BARR
Suffix	
Title	Deputy Assistant Director

ESG Contact Address

Street Address 1	2100 TRAVIS STREET
Street Address 2	9 TH FLOOR
City	HOUSTON
State	TX
ZIP Code	77007
Phone Number	(832) 394-6124
Extension	
Fax Number	
Email Address	Melody.Barr@houstontx.gov

ESG Secondary Contact

Prefix	
First Name	Jared
Last Name	Briggs
Suffix	
Title	Administration Manager
Phone Number	(832) 394-0047
Extension	
Email Address	Jared.Briggs@houstontx.gov

ESG Supplement to the CAPER in Sage





2. Reporting Period – All Recipients Complete

Program Year Start Date	07/01/2021
Program Year End Date	06/30/2022

3a. Subrecipient Form – Complete one for each subrecipient

ESG

3A. SUBRECIPIENT FORM	
Subrecipient or Contractor Name	Child Care Council of Greater Houston
City, State, and Zip Code	Houston, TX 77057
DUNS Number	73897910
Is subrecipient a VAWA-DV provider	Yes*
Subrecipient Organization Type	Other Non-Profit Organization
ESG Subgrant or Contract Award Amount	\$ 1,939,110.00
*Subrecipient administers ESG subcontractors that are VAWA agencies.	

3A. SUBRECIPIENT FORM	
Subrecipient or Contractor Name	Coalition for the Homeless of Houston and Harris County
City, State, and Zip Code	Houston, TX 77002
DUNS Number	832250815
Is subrecipient a VAWA-DV provider	No
Subrecipient Organization Type	Other Non-Profit Organization
ESG Subgrant or Contract Award Amount	\$84,130.00
*Subrecipient administers ESG subcontractors that are VAWA agencies.	





ESG-CV

3A. SUBRECIPIENT FORM	
Subrecipient or Contractor Name	Houston Area Women's Center
City, State, and Zip Code	Houston, Texas 77019
DUNS Number	021497276
Is subrecipient a VAWA-DV provider	Yes*
Subrecipient Organization Type	Other Non-Profit Organization
ESG-CV Subgrant or Contract Award Amount	\$ 647,637.00
*Subrecipient is a VAWA agency and administered ESG-CV subcontractors that are VAWA agencies.	

3A. SUBRECIPIENT FORM	
Subrecipient or Contractor Name	BakerRipley
City, State, and Zip Code	4450 Harrisburg Blvd. Houston, TX 77002
DUNS Number	073032765
Is subrecipient a VAWA-DV provider	No
Subrecipient Organization Type	Other Non-Profit Organization
ESG-CV Subgrant or Contract Award Amount	\$ 6,273,654.00

3A. SUBRECIPIENT FORM	
Subrecipient or Contractor Name	Houston Housing Authority
City, State, and Zip Code	2640 Fountain View #400 Houston, TX 77057
DUNS Number	074204496
Is subrecipient a VAWA-DV provider	No
Subrecipient Organization Type	Other Non-Profit Organization
ESG-CV Subgrant or Contract Award Amount	\$ 1,915,016.00





3A. SUBRECIPIENT FORM	
Subrecipient or Contractor Name	Spring Branch Community Health Center
City, State, and Zip Code	Houston, TX 77042
DUNS Number	149186624
Is subrecipient a VAWA-DV provider	No
Subrecipient Organization Type	Other Non-Profit Organization
ESG-CV Subgrant or Contract Award Amount	\$ 668,071.00

3A. SUBRECIPIENT FORM	
Subrecipient or Contractor Name	Career and Recovery Resources, Inc.
City, State, and Zip Code	Houston, Texas 77002
DUNS Number	070137294
Is subrecipient a VAWA-DV provider	No
Subrecipient Organization Type	Other Non-Profit Organization
ESG-CV Subgrant or Contract Award Amount	\$ 1,254,731.00

3A. SUBRECIPIENT FORM	
Subrecipient or Contractor Name	Catholic Charities of the Archdiocese of Galveston-Houston
City, State, and Zip Code	Houston, Texas 77006
DUNS Number	125303896
Is subrecipient a VAWA-DV provider	No
Subrecipient Organization Type	Other Non-Profit Organization
ESG-CV Subgrant or Contract Award Amount	\$ 371,036.00





CR-65 ESG Persons Assisted 91.520(g)

This section is no longer reported in the Annual CAPER. However, this information can be found within the “*Appendix 1: Tables*” section of this document in the “*ESG Sage Report* and the “*ESG-CV Sage Report*”, which includes the number of persons assisted with ESG and ESG-CV during program year 2021.





CR-70 ESG Assistance Provided

This section is no longer reported in the Annual CAPER. However, this information can be found within the “*Appendix 1: Tables*” section of this document in the “*ESG Sage Report* and the “*ESG-CV Sage Report*”, which includes the type of ESG and ESG-CV assistance provided during program year 2021.





CR-75 ESG Expenditures

This section is no longer reported in the Annual CAPER. However, this information can be found within the “*Appendix 1: Tables*” section of this document in the “*ESG Sage Report*” and the “*ESG-CV Sage Report*” which includes the ESG and ESG-CV expenditures from during program year 2021.





Appendix

Appendix 1: Tables

HCD Organizational Leadership Positions (CR35)	58
Multifamily and Homeless Housing Project Status Report (CR05)	59
Public Facility, Neighborhood Improvement, and Economic Development Ongoing Projects (CR05)	60
Public Facility, Neighborhood Improvement, and Economic Development Completed Projects (CR05)	61
Homeless Discharge Coordination Policy (CR25)	62
Foster Care	62
Health Care	62
Mental Health	62
Corrections	62
Multifamily Annual Compliance Review Summary (CR50)	64
Multifamily Rental Minimum Property Standards (MPS) Summary of Inspection Issues Identified (CR50)	67
Multifamily Annual Compliance Review Summary (CR50) Multifamily Rental Housing Minimum Property Standards Inspection Summary (CR50)	70
PR26 – CDBG Financial Summary Report (CR05)	73
PR26 – CDBG-CV Financial Summary Report (CR05)	74
CDBG Program Spending Summary (CR05)	75
CDBG-CV Program Spending Summary (CR05)	80
HOME Program Spending Summary (CR05)	81
HOPWA Program Spending Summary (CR05)	82
HOPWA-CV Program Spending Summary (CR05)	87
ESG/HESG Program Spending Summary (CR05)	88
ESG-CV Program Spending Summary (CR05)	89
Revenue/Program Income Report – CDBG and Section 108 Programs (CR15)	90
Program Income Uses and Beneficiary Information – Summary (CR05/CR50)	91
ESG Sage Report	92
ESG-CV SAGE Report	97
Fair Housing Checklist	203
Fair Housing Impediments/Actions Matrix (CR35)	208
PY 2021 CAPER Public Notice (CR40)	220
English	220
Spanish	220
Substantial Amendments	221





HCD Organizational Leadership Positions (CR35)

Name	Position	Division/Program Area(s)	Direct Reports
Keith W. Bynam	Director (EXE)	Operations and GIS	5
Derek Sellers	Deputy Director (EXE)	Planning and Grants Reporting	3
Ray Miller	Assistant Director (EXE)	Multi-Family and Public Facilities	7
Temika Jones	Assistant Director (EXE)	Finance & Procurement	8
Kennisha London	Assistant Director (EXE)	Compliance & Grants Administration	6
Melody Barr	Deputy Assistant Director (EXE)	Public Services	4
Shanta Harrison	Deputy Assistant Director (EXE)	Communications and Outreach	5
Ana Patino-Martinez	Deputy Assistant Director (EXE)	Public Facilities	5
Angela Simon	Deputy Assistant Director (EXE)	Planning and Grants Reporting	4
Cedrick LaSane	Deputy Assistant Director (EXE)	Single Family & Disaster Recovery (HoAP)	6
Roxanne Lawson	Division Manager	Council Liaison and Facilities	4
Ryan Bibbs	Division Manager	Multi-Family	6
Tywana Rhone	Division Manager	Finance - Procurement	3
Dean Carter	Division Manager	Compliance & Grants Administration - Compliance & Monitoring	8
Piروز Farhoomand	Division Manager	Compliance & Grants Administration - Compliance	4
Stephen Skeete	Division Manager	SFHR - Operations & Systems Management	2
Chrystal Boyce	Division Manager	Compliance & Grants Administration - Portfolio Compliance, Section 3 & MWSBE	12
Krupa Desai	Division Manager	Finance	2
Jamila Glover	Division Manager	Single Family & Disaster Recovery (HoAP)	3
Kenneth Harris	Division Manager	Single Family & Disaster Recovery (HoAP)	5
Mary Itz	Division Manager	Planning and Grants Reporting	5
Tandra Johnson	Division Manager	Planning and Grants Reporting	3
Jayna Mistry	Division Manager	Finance	5
Nicole Brooks	Division Manager	Operations and GIS - Human Resources	4
Jared Briggs	Division Manager	Public Services	3
Olivia Bush	Division Manager	Large Tract Development	5

as of June 30, 2022





Multifamily and Homeless Housing Project Status Report (CR05)

SUMMARY Completed/In-Progress/New Multifamily Housing Projects							
Description	COH Restricted Units	Project Status	Total Units	Entitlement Funds	Total HCD Investment	Total Project Budget	Amount Leveraged
Entitlement-Funded Completed Projects During Program Year 2020	51	IDIS Complete	170	7,400,000	8,500,000	30,356,044	22,956,044
Entitlement-Funded Projects In-Progress During Program Year 2020	143	Ongoing In-Progress	448	14,898,966	25,737,256	108,080,498	93,181,532
Entitlement Total	194		618	\$22,298,966	\$34,237,256	\$138,436,542	\$116,137,576
Other Funded Completed Projects During Program Year 2020	391	Completed	654	-	22,700,000	126,863,114	104,183,114
Other Funded In-Progress Projects During Program Year 2020	1,334	Ongoing In-Progress	2,631	-	283,287,036	782,062,594	498,775,558
Other Funded Total	1,725		3,285	-	\$305,987,036	\$908,945,708	\$602,958,672
All Completed/In-Progress Projects for Program Year 2021	1,919		3,903	\$22,298,966	\$340,224,292	\$1,047,382,250	\$719,096,248

COMPLETED ENTITLEMENT-FUNDED																
Project Name	Project Type	Project Status	Project Funding Commitment	Funds Drawn					Tax Credit Equity	Other Funding	Total Project Budget	COH Restricted Units	TDHCA Restricted Units	Total Restricted Units	Total Units	504 Accessible
				HOME	CDBG	CDBG-DR	BONDS	TIRZ								
NHH DALE CARNEGIE	SRO	Construction Complete	\$8,500,000	\$7,400,000	-	-	1,100,000	-	14,248,575	7,607,469	30,356,044	51	119	170	170	13
FENIX ESTATES	Families	Construction Complete	5,950,000	3,900,000	-	-	-	2,050,000	10,774,076	21,919,155	38,643,231	50	130	180	200	14
Completed Total			\$11,450,000	\$11,300,000	-	-	\$1,100,000	\$2,050,000	\$25,022,651	\$29,526,624	\$68,999,275	101	13	180	200	27

IN-PROGRESS																
Project Name	Project Type	Project Status	Project Funding Commitment	Funds Drawn					Tax Credit Equity	Other Funding	Total Project Budget	COH Restricted Units	TDHCA Restricted Units	Total Restricted Units	Total Units	504 Accessible
				HOME	CDBG	CDBG-DR	BONDS	TIRZ								
Entitlement Funded																
4600 MAIN STREET/Light Rail Lofts	SRO	Under Construction	3,464,143	1,500,000	1,964,143					12,874,862	16,339,005	29	0	56	56	4
CAMPANILE ON COMMERCE	Seniors	Construction Complete	3,500,000	2,161,710				1,338,290	14,098,590	6,202,372	23,800,962	32	73	105	120	9
GREEN OAKS APARTMENTS	Families	Construction Complete	6,273,113	6,273,113					8,820,343	18,882,062	33,975,518	33	144	177	177	9
TENEMOS PLACE	SRO	Under Construction	12,500,000	3,000,000		8,000,000	1,500,000		9,420,870	12,044,143	33,965,013	49	46	95	95	5
Entitlement Funded Total			\$25,737,256	\$12,934,823	\$1,964,143	\$8,000,000	\$1,500,000	\$1,338,290	\$32,339,803	\$50,003,439	\$108,080,498	143	263	433	448	27
Other Funded																
BELLFORT PARK APARTMENTS	Families	Construction Complete	3,500,000			3,500,000			7,361,823	3,221,225	14,083,048	33	31	64	64	3
BRIARWEST APARTMENTS	Families	Construction Complete	2,500,000			2,500,000			14,398,560	5,421,440	22,320,000	64	36	100	120	6
CLEBURNE SENIOR LIVING CENTER	Seniors	Construction Complete	2,500,000					2,500,000	6,375,451	9,754,501	18,629,952	112	0	112	112	9
EDISON LOFTS	Families	Construction Complete	8,000,000			8,000,000			13,498,650	4,747,730	26,246,380	65	42	107	128	6
GALE WINDS	Families	Construction Complete	1,650,000			1,650,000				1,654,988	3,304,988	8	0	8	18	1
RECENTER II	SRO	Construction Complete	2,200,000				2,200,000		7,850,000	9,418,746	19,468,746	32	62	62	62	3
WEST LITTLE YORK	Families	Construction Complete	2,350,000			2,350,000			13,798,620	6,681,380	22,830,000	77	28	105	150	8
900 WINSTON	Seniors	Under Construction	11,230,000			11,230,000			13,948,605	6,286,452	31,465,057	59	43	102	114	6
2100 MEMORIAL	Seniors	Under Construction	25,000,000			25,000,000			17,783,521	19,016,316	61,799,837	101	58	159	197	10
AVENUE ON 34TH	Families	Under Construction	9,090,000			9,090,000			3,071,375	6,026,263	18,187,638	56	0	56	70	4
CANAL LOFTS	Families	Under Construction	12,000,000			12,000,000			14,248,575	8,176,425	34,425,000	77	23	100	150	8
CAROLINE LOFTS	Families	Under Construction	19,619,640			19,619,640			8,197,370	12,047,259	39,864,269	61	19	80	119	6
THE CITADEL (FKA ELGIN PLACE)	Seniors	Under Construction	10,250,000			10,250,000			12,204,519	5,736,200	28,190,719	38	29	67	74	4
CONNECT SOUTH	Families	Approved	11,900,000			11,900,000			13,948,605	7,719,942	33,568,547	40	30	70	77	4
DIAN STREET VILLAS	Families	Under Construction	11,000,000			11,000,000			13,948,605	4,022,511	28,971,116	55	41	96	108	5
GALA AT MACGREGOR	Seniors	Under Construction	9,400,000			9,400,000			12,726,547	3,792,899	25,919,446	44	31	75	85	4
HERITAGE SENIOR RESIDENCES	Seniors	Under Construction	14,350,000			14,350,000			13,796,806	12,209,564	40,356,370	69	25	94	135	7
LOCKWOOD SOUTH	Families	Approved	9,950,000			9,950,000			13,723,628	5,750,750	29,424,378	41	31	72	80	4
MCKEE CITY LIVING	Families	Under Construction	14,500,000			14,500,000			14,398,560	6,580,960	35,479,520	62	100	100	120	6
NHH AVENUE J	Families	Under Construction	12,485,000			12,485,000			12,314,751	10,105,439	34,905,190	51	100	100	100	5
NHH SAVOY	Families	Under Construction	13,200,000			13,200,000			14,128,529	6,465,918	33,794,447	62	58	120	120	6
REGENCY LOFTS	Families	Under Construction	14,000,000			14,000,000			14,098,590	6,906,940	35,005,530	62	40	102	120	6
RICHMOND SENIOR VILLAGE	Seniors	Approved	15,500,000			15,500,000			13,947,210	7,036,764	36,483,974	64	36	100	125	6
SCOTT STREET LOFTS	Seniors	Under Construction	14,500,000			14,500,000			6,798,567	13,362,383	34,660,950	63	35	98	123	6
SOUTH RICE APARTMENTS	Families	Under Construction	12,400,000			12,400,000			13,723,628	6,962,290	33,085,918	59	86	86	115	6
ST. ELIZABETH PLACE	Families	Under Construction	16,452,396			16,452,396			10,792,661	8,470,848	35,715,905	44	0	44	85	4
SUMMIT AT RENAISSANCE PARK	Families	Under Construction	14,900,000			14,900,000			28,809,025	32,963,094	76,672,119	166	159	325	325	16
SUNRISE LOFTS	Families	Under Construction	1,560,000	1,560,000						25,363,932	26,923,932	9	0	87	89	4
W. LEO DANIELS TOWER I	Seniors	Approved	10,000,000			10,000,000			10,509,677	6,653,055	27,162,732	51	49	100	100	5
Other Funded Total			\$305,987,036	\$1,560,000	-	\$299,727,036	\$2,200,000	\$2,500,000	\$340,402,458	\$262,556,214	\$908,945,708	1,725	1,192	2,791	3,285	168
Total Entitlement and Other Funded Projects			\$331,724,292	\$14,494,823	\$1,964,143	\$307,727,036	\$3,700,000	\$3,838,290	\$372,742,261	\$312,559,653	\$1,017,026,206	1,868	1,455	3,224	3,733	194

Community Housing Development Organizations (CHDO) Projects



Public Facility, Neighborhood Improvement, and Economic Development Ongoing Projects (CR05)

Project Name	Funding Source	Project Funding Amount	Total Project Budget	PY21 Expenditures	Expenditures to Date	PY21 Activity (Describe)	Status at 6/30/22
Neighborhood Improvements							
Bethune Empowerment Center	CDBG	\$ 4,000,000.00	\$ 4,131,000.00	\$ 1,110,157.00	\$ 1,110,157.00	Construction Underway.	In Progress
Covenant House of Texas	HOME-ARP	\$ 6,700,000.00	\$ 41,852,250.00	\$ -	\$ -	Pending Council Approval	New
East End Maker Hub (Phase II)	CDBG	\$ 1,000,335.00	\$ 2,250,335.00	\$ -	\$ -	Pending Council Approval	New
Edison Arts Foundation	CDBG	\$ 5,000,000.00	\$ 8,000,000.00	\$ -	\$ 1,501,164.73	Acquisition complete. Design underway.	In Progress
Fifth Ward CRC	CDBG	\$ 750,000.00	\$ 5,350,000.00	\$ -	\$ -	Pending Council Approval	New
Harmony House	TIRZ/Bonds	\$ 5,213,036.00	\$ 6,850,175.00	\$ 4,998,175.00	\$ 5,098,023.00	Construction is complete and close-out is pending.	In Progress
HEART	CDBG	\$ 790,416.00	\$ 2,300,516.00	\$ -	\$ -	Pending Council Approval	New
Mercato	CDBG	\$ 100,500.00	\$ 100,500.00	\$ -	\$ -	Pending Council Approval	In Progress
Navigation Center	ESG-CV	\$ 3,500,000.00	\$ 6,424,837.00	\$ 1,121,857.00	\$ 1,121,857.00	Under Construction	New
Recenter	TIRZ/Bonds	\$ 4,000,000.00	\$ 17,554,000.00	\$ -	\$ 4,000,000.00	Construction is complete. Pending close-out.	In Progress
SER Jobs Workforce Training Center	CDBG	\$ 1,343,307.00	\$ 1,343,307.00	\$ -	\$ -	Pending Council Approval	New
TXRX-East End Maker Hub	CDBG/108	\$ 23,689,335.00	\$ 32,691,862.00	\$ -	\$ 23,689,335.00	Construction is complete, currently leasing and documenting job creation goals	In Progress
Total Neighborhood Improvements		\$ 56,086,929.00	\$128,848,782.00	\$ 7,230,189.00	\$ 36,520,536.73		
Infrastructure							
Neuens Road Project	CDBG-DR	\$ 11,788,980.20	\$ 12,593,292.20	\$ 2,012,366.89	\$ 2,012,366.89	Construction Complete. Pending Close-out	In Progress
Spellman Detention Basin	CDBG-DR	\$ 17,752,586.00	\$ 28,545,965.00	\$ 1,956,141.00	\$ 1,956,141.00	Design Underway.	In Progress
SWAT Projects (4A & 12A)	CDBG-DR	\$ 29,207,210.00	\$ 29,207,210.00	\$ 957,236.95	\$ 2,290,043.20	Under Construction	In Progress
Total Infrastructure		\$ 50,032,294.58	\$ 51,105,112.10	\$ 2,969,603.84	\$ 13,338,514.47		
Buyouts							
MF Buyout-Chimney Rock	CDBG-DR	\$ 11,479,500.00	\$ 11,479,500.00	\$ 11,141,779.00	\$ 11,141,779.00	Acquisition complete. Relocation in progress	In Progress
MF Buyout-Clarewood	CDBG-DR	\$ 14,169,500.00	\$ 14,169,500.00	\$ -	\$ -	Acquisition scheduled for August 2021	In Progress
MF Buyout-Fondren	CDBG-DR	\$ 1,540,000.00	\$ 1,540,000.00	\$ 1,540,000.00	\$ 1,540,000.00	Acquisition complete and close-out is pending.	In Progress
MF Buyout-MacGregor	CDBG-DR	\$ 6,269,500.00	\$ 6,269,500.00	\$ 6,050,000.00	\$ 6,050,000.00	Acquisition complete. Relocation in progress	In Progress
Voluntary Housing Buyout	CDBG-DR	\$ 10,660,000.00	\$ 10,660,000.00	\$ 927,349.35	\$ 3,081,967.75	Program is on-going	In Progress
Total Buyouts		\$ 44,118,500.00	\$ 44,118,500.00	\$ 17,278,467.00	\$ 36,937,595.00		
Parks & SPARKS							
Winzer Park	CDBG	\$ 1,890,925.00	\$ 1,890,925.00	\$ -	\$ -	Pending Council Approval	New
Total Parks & SPARKS		\$ 1,890,925.00	\$ 1,890,925.00	\$ -	\$ -		
Total Public Facility, Neighborhood Improvement, and Economic Development Projects		\$160,845,130.20	\$245,204,674.20	\$38,401,460.00	\$90,320,537.73		





Public Facility, Neighborhood Improvement, and Economic Development Completed Projects (CR05)

Prior Program Year Public Facility, Neighborhood Improvement, and Economic Development Projects Completed During PY 2021					
Project Name	Funding Source	PY21 Expenditures	Total Grant Funding	Expenditures to Date	PY21 Activity (Describe)
Neighborhood Improvements					
Avenue Center	CDBG/EDI/108	\$ 6,000,000.00	\$ 10,407,444.00	\$ 6,000,000.00	Construction complete and project closed in PY 2021.
Bering Omega Community Services	CDBG	\$ 1,100,000.00	\$ 8,800,000.00	\$ 1,100,000.00	Construction completed in PY 2021.
Independence Heights Community Center	CDBG	\$ 169,000.00	\$ 169,000.00	\$ 169,000.00	Construction complete and project closed in PY 2021.
Total Neighborhood Improvements		\$ 7,269,000.00	\$ 19,376,444.00	\$ 7,269,000.00	
Infrastructure					
Near Northside Infrastructure-Hernandez Tunnel	CDBG-DR	\$ 639,577.72	\$ 699,609.90	\$ 639,577.72	Construction complete and project closed in PY 2021.
Open Ditch Projects-Calhoun	CDBG-DR	\$ 4,553,637.51	\$ 4,565,000.00	\$ 4,553,637.51	Construction complete and project closed in PY 2021.
Open Ditch Projects-Nichols, West Coke and Gano	CDBG-DR	\$ 3,842,889.15	\$ 4,040,000.00	\$ 3,842,889.15	Construction complete and project closed in PY 2021.
Total Infrastructure		\$ 9,036,104.38	\$ 9,304,609.90	\$ 9,036,104.38	
Total Public Facility, Neighborhood Improvement, and Economic Development Projects		\$ 16,305,104.38	\$ 28,681,053.90	\$ 16,305,104.38	



Homeless Discharge Coordination Policy (CR25)

PY 2021 CAPER

Foster Care

The Way Home Continuum of Care (CoC) TX:700 coordinates its efforts with Harris County Child Protective Services that developed policies and procedures to address youths who are aging out of foster care. The transition plan process, developed for consistent statewide use, begins within six months of discharge and identifies the needs and resources to support the youth's discharge. The methods for planning include Circles of Support (COS), Formal Transition Planning Meetings, Permanency Conferences, or a combination of all. Transition Planning is a team approach among youth, substitute care workers, Preparation for Adult Living (PAL) staff, case managers, care providers, and others involved with the youth. Further, the PHA added a Transition age youth preference and family unification program vouchers have been secured for use in the CoC. The Transition Plan addresses whether or not the youth has identified a safe and stable place to live after leaving foster care. Additionally, the CoC continues to work at the state level and in collaboration with TNOYS, HYN and THEO to promote advocacy for more comprehensive discharge planning for youth aging out of foster care. A foster care system representative was added to the CoC Steering Committee as an adjacent system representative beginning in 2020. A collaborative Youth Homeless Demonstration Program (YHDP) grant application was submitted to HUD in 2021 to further formalize discharge planning processes with the CoC. The CoC was selected for an award and is developing the next steps for formalizing the discharge planning process for youth with YHDP funds.

Health Care

With the purpose of defining the process by which patients remain in a healthcare organization no longer than medically necessary and ensuring continued care, the CoC works with Harris Health and Healthcare for the Homeless, FQHCS, and MCOs and employs its discharge planning process that utilizes an interdisciplinary team structure. The process begins with the admitting nurse as the initiator of the planning process which starts with an assessment of patient needs. A discharge summary, which includes relevant referrals to community resources, is prepared for dissemination to the patient and their family, if appropriate. A representative from Harris Health will be added to the CoC Steering Committee in 2020.

Mental Health

The Way Home has an agreement with Harris Center to use its policies and procedures on consumer referral, transfer, and discharge. A consumer is discharged for a variety of reasons: 1) services cease to be developmentally, therapeutic, or legally appropriate; 2) request for discharge by the consumer/family/other responsible party; 3) consumer moves or dies; or 4) there is no contact with consumer for 90 days and reasonable attempts have been made to contact the consumer with no success. Harris Center will conduct a discharge planning conference with the treatment team and develop a discharge summary and appropriate follow along services, if requested. Within this process, Harris Center assesses housing factors and strives to discharge clients to a family member or the least restrictive environment that does not receive McKinney-Vento funds. A representative from Harris Health was added to the CoC Steering Committee in 2020. The Harris Center is currently operating a Respite, Rehab and Re-Entry Facility and has partnered with the CoC to provide mental health beds for homeless individuals at the facility.

Corrections

The Way Home continues the corrections discharge protocol in development with the Texas Department of Criminal Justice Community Justice Assistance Division (TDCJ). According to



TDCJ representatives, contact information is obtained from incarcerated persons released from jail. TDCJ provides Community Justice Assistance Division policies and procedures for persons given community service sentences by the courts. These procedures provide for assessment and continued involvement from a Community Service Officer; the staff works with those incarcerated to locate appropriate housing and refer accordingly. This corrections category refers to local jails and state or federal prisons. The Harris County Criminal Justice Department was added as an At-Large representative to the CoC Steering Committee in 2019.





Multifamily Annual Compliance Review Summary (CR50)

Project/ Property	Funding	Review Date	# Of Findings	# Of Concerns	# Of Observations	Status of Findings	Reason Review Not Conducted
1414 Congress	HOME	2/3/2022	0	0	0	N/A	N/A
2424 Sakowitz Apts.	HOME	3/17/2022	0	0	0	N/A	N/A
4415 Perry Street	HOME	4/7/2022	0	0	0	N/A	N/A
Allen Parkway Village	CDBG	11/9/2021	2	0	0	Closed on 11/18/2021	N/A
Avenue Terrace	HOME	8/12/2021	0	0	0	N/A	N/A
Avenue Station	CDBG	11/18/2021	0	0	0	N/A	N/A
Brays Crossing	HOME	4/26/2022	0	0	0	N/A	N/A
Britton Place Apts.	HOME	9/3/2021	0	0	0	N/A	N/A
Brompton Square Apts.	CDBG	3/10/2022	0	0	0	N/A	N/A
Canal Street Apts.	HOME	3/3/2022	0	0	0	N/A	N/A
Chelsea Sr. Community	HOME	3/8/2022	0	0	0	N/A	N/A
Cleme Manor	HOME	4/21/2022	0	0	0	N/A	N/A
Commons of Grace Sr. Estates	HOME	6/2/2022	0	0	0	N/A	N/A
Corder Place Apts.	HOME/HOPWA	6/21/2022	0	0	0	N/A	N/A
Corinthian Village	HOME	10/5/2021	2	0	0	Closed on 10/21/2021	N/A
Cypress Creek at Reed Road	HOME	9/30/2021	1	0	0	Closed on 9/30/2021	N/A
Eastend Apts.	CDBG	1/4/2022	0	0	0	N/A	N/A
Fair Oak	HOME	11/30/2021	0	0	0	N/A	N/A
Floral Garden Apts.	HOME	1/11/2022	0	0	0	N/A	N/A
Garden City Apts.	HOME	6/3/2022	1	0	0	Closed on 7/8/2022	N/A
Goldberg Towers	CDBG	3/29/2022	0	0	0	N/A	N/A
Golden Bamboo Village I	HOME	8/31/2021	0	0	0	N/A	N/A
Golden Bamboo Village III	HOME	9/14/2021	0	0	0	N/A	N/A
Gulf Coast Arms	CDBG	5/17/2022	2	0	0	Closed 6/23/2022	N/A
Hannah Project	HOME	8/3/2021	0	0	0	N/A	N/A
Hometowne on Bellfort	HOME	8/24/2021	0	0	0	N/A	N/A
Hometowne on Wayside	HOME	9/7/2021	0	0	0	N/A	N/A
Homewood at Zion	HOME	10/12/2021	0	0	0	N/A	N/A
Houston Heights Tower	HOME/CDBG	2/17/2022	0	0	0	N/A	N/A
Independence Hall Apts.	CDBG	2/10/2022	0	0	0	N/A	N/A





Project/ Property	Funding	Review Date	# Of Findings	# Of Concerns	# Of Observations	Status of Findings	Reason Review Not Conducted
Indendence Heights	HOME	4/28/2022	0	0	0	N/A	N/A
Jadestone Apts.	CDBG/HOME	10/14/2021	0	0	0	N/A	N/A
Jane Cizik Garden Place	HOME	4/12/2022	0	0	0	N/A	N/A
Kingwood Senior Village Apts.	HOME	6/14/2022	0	0	0	N/A	N/A
La Estancia Apts.	CDBG	7/8/2021	2	0	0	Closed on 7/20/2021	N/A
Langwick Senior Residences	HOME	4/5/2022	0	0	0	N/A	N/A
Linda Vista	CDBG/DR	11/4/2021	0	0	0	N/A	N/A
Little York Villas Apts.	HOME	3/15/2022	0	0	0	N/A	N/A
Mariposa at Reed Road	HOME	6/9/2022	0	0	0	N/A	N/A
NHH Dale Carnegie	HOME	2/23/2022	0	0	0	N/A	N/A
NHH-Harrisburg	HOME	6/1/2022	0	0	0	N/A	N/A
Northline Apartments	HOME	9/28/2021	0	0	0	N/A	N/A
Orchard at Garden Oaks	HOME	4/14/2022	0	0	0	N/A	N/A
Orchard Park at Willowbrook	HOME	9/16/2021	0	0	0	N/A	N/A
Park Yellowstone	CDBG/DR2	11/3/2021	1	0	0	Closed on 11/18/2021	N/A
Pointe at Crestmont	CDBG	6/13/2022	0	0	0	N/A	N/A
Premier on Woodfair	CDBG/DR	12/2/2021	0	0	0	N/A	N/A
Reserve at Bankside	CDBG/DR	6/16/2022	0	0	0	N/A	N/A
Residences at Hardy Yards	CDBG/DR	10/28/2021	2	0	0	12/13/2021	N/A
Rose of Sharon Manor II	CDBG/HOME	2/15/2022	0	0	0	N/A	N/A
Saint James Village Apts.	HOME	9/2/2021	0	0	0	N/A	N/A
Sandpiper / Vista Apts	HOME/CDBG	10/19/2021	1	0	0	Closed on 10/19/2021	N/A
Simmons Gardens Sr Citizen Housing	HOME	3/1/2022	0	0	0	N/A	N/A
Somerset Lofts	CDBG-DR2	11/5/2021	0	0	0	N/A	N/A
South Acres Ranch II	HOME	1/25/2022	0	0	0	N/A	N/A
Cottages at South Acres Ranch	HOME	11/16/2021	0	0	0	N/A	N/A
Sterling Court	HOME	9/21/2021	0	0	0	N/A	N/A
Sunflower Terrace Apts.	HOME	10/26/2021	0	0	1	N/A	N/A
The Men's Center	HOME	11/2/2021	0	0	0	N/A	N/A
Travis Street Plaza Apts.	HOME	5/3/2022	0	0	0	N/A	N/A





Project/ Property	Funding	Review Date	# Of Findings	# Of Concerns	# Of Observations	Status of Findings	Reason Review Not Conducted
U.S. Vets at Midtown Terrace	CDBG/HOME	1/13/2022	0	0	0	N/A	N/A
Victory Apts.	CDBG/HOME	1/6/2022	0	0	0	N/A	N/A
Villas at Eastwood	HOME	10/22/2021	0	0	0	N/A	N/A
Village of Hickory Glen	HOME	7/1/2021	0	0	0	N/A	N/A
Village of Zion Senior Apts.	HOME	8/10/2021	0	0	0	N/A	N/A
Village Park North Apts.	HOME	9/9/2021	0	0	0	N/A	N/A
Village at Palm Center	CDBG	2/8/2022	0	0	0	N/A	N/A
Villas at Colt Run	HOME	4/19/2022	0	0	1	N/A	N/A
W. Leo Daniels Towers	CDBG/HOME	8/26/2021	0	0	0	N/A	N/A
WALIPP Sr. Residences	HOME	5/12/2022	0	0	0	N/A	N/A
Watercrest at Kingwood	HOME	6/7/2022	0	0	0	N/A	N/A
Wheatly Manor	HOME	10/7/2021	0	0	0	N/A	N/A
Woodland Christian Tower	HOME	6/24/2022	0	0	0	N/A	N/A
Womens Home Phase II	HOME	10/21/2021	0	0	0	N/A	N/A





Multifamily Rental Minimum Property Standards (MPS) Summary of Inspection Issues Identified (CR50)

The following properties inspected for the period of July 1, 2021 to June 30, 2022.

No.	Affordable Rental Housing Properties	Funding	Insp.Date	Issues Detected	Status of Findings
1	A Caring Safe Place Apts.	HOPWA	02/15/22	No Issues	N/A
2	A Friendly Haven Apts.	HOPWA	08/05/21	No Issues	N/A
3	Allen Parkway Village Apts.	CDBG	11/09/21	No Issues	N/A
4	Avenue Station Apts.	CDBG/DR2	11/18/21	No Issues	N/A
5	Avenue Terrace Apts.(Irvington Court Apts.)	HOME	08/12/21	No Issues	N/A
6	Belfort Plaza Apts.	CDBG	07/08/21	No Issues	N/A
7	Britton Place Apts.	HOME	09/02/21	No Issues	N/A
8	Brompton Square Apts.	CDBG	03/15/22	No Issues	N/A
9	Chelsea Senior Community Apts.	HOME	03/10/22	No Issues	N/A
10	Cleme Manor Apts.	CDBG-DR	01/25/22	4 Findings	Follow-Up inspection was conducted on 03/10/2022 where all findings were corrected.
11	Commons of Grace Sr. Apt. Homes	HOME	06/03/21	No Issues	N/A
12	Corder Place Apts.	HOME/HOPWA	06/22/21	No Issues	N/A
13	Corinthian Village Apts.	HOME	10/05/21	No Issues	N/A
14	Cottages at South Acres Ranch	HOME	11/16/21	No Issues	N/A
15	Cypress Creek at Reed Road Apts.	HOME	10/01/21	No Issues	N/A
16	Eastend Apts.	CDBG	01/04/22	No Issues	N/A
17	Fair Oaks Apts.	HOME	12/01/21	No Issues	N/A
18	Floral Garden Senior Apts.	HOME	01/11/22	No Issues	N/A
19	Garden City Apts.	HOME	06/04/21	No Issues	N/A
20	Goldberg B'nai B'rith Tower Apts.	CDBG	02/22/22	No Issues	N/A
21	Golden Bamboo Village Apts.	HOME	09/01/21	No Issues	N/A
22	Golden Bamboo Village III Apts.	HOME	09/14/21	No Issues	N/A
23	Gulf Coast Arms Apts.	HOME	05/17/22	No Issues	N/A
24	Hannah Project (Row House CDC)	HOME	08/03/21	No Issues	N/A
25	Hardy Yards Apts.	CDBG/DIDR	10/14/21	No Issues	N/A
26	HELP House Apts.	HOPWA	07/06/21	No Issues	N/A
27	HomeTowne on Belfort Apts.	HOME	08/24/21	No Issues	N/A
28	HomeTowne on Wayside Apts.	HOME	09/07/21	No Issues	N/A
29	Homewood at Zion Apts. (Zion Gardens Apts.)	HOME	10/12/21	No Issues	N/A





No.	Affordable Rental Housing Properties	Funding	Insp.Date	Issues Detected	Status of Findings
30	Houston Heights Tower Apts.	HOME/CDBG	02/18/22	No Issues	N/A
31	Independence Hall Apts.	CDBG	02/11/22	No Issues	N/A
32	Independence Heights Apts.	CDBG/DR2	04/28/22	No Issues	N/A
33	Jadestone Apts.(Camino Real Apts.)	CDBG/HOME	10/19/21	No Issues	N/A
34	Jane Cizik Garden Place (Women's Home)	HOME	04/12/22	No Issues	N/A
35	Jefferson House Apts. (La Estancia Apts.)	CDBG/TIRZ	07/13/21	No Issues	N/A
36	Kingwood Sr. Village Apts.	HOME	06/15/21	No Issues	N/A
37	Langwick Senior Residences	HOME	04/05/22	No Issues	N/A
38	Linda Vista Apts.	CDBG/DIDR	11/04/21	No Issues	N/A
39	Little York Villas Apts.	HOME	03/17/22	No Issues	N/A
40	Lydia's Place Apts.	HOPWA	01/18/22	No Issues	N/A
41	Mariposa at Reed Road Apts.	HOME	06/10/21	No Issues	N/A
42	NHH 1414 Congress Street SRO	HOME	02/03/22	No Issues	N/A
43	NHH 2424 Sakowitz Street SRO	HOME	03/17/22	No Issues	N/A
44	NHH 4415 Perry Street SRO	HOME	04/07/22	No Issues	N/A
45	NHH Brays Crossing SRO	HOME	04/26/22	No Issues	N/A
46	NHH Canal Street SRO	HOME	03/03/22	No Issues	N/A
47	NHH Dale Carnegie SRO	HOME	03/24/22	No Issues	N/A
48	NHH Harrisburg SRO	HOME	05/26/22	No Issues	N/A
49	NHH Reed Road Apts.	HOME	05/10/22	No Issues	N/A
50	Northline Apt. Homes	HOME	09/28/21	No Issues	N/A
51	Orchard at Garden Oaks Apts.(Orchard at Oak Forest)	HOME	04/14/22	No Issues	N/A
52	Orchard Park at Willowbrook Apts.	HOME	09/16/21	No Issues	N/A
53	Park Yellowstone Apts. Townhomes	CDBG/DR	12/07/21	3 Findings	Follow-Up inspection was conducted on 04/19/2022 where all findings were corrected except of one finding. Another follow-up inspection is tentatively scheduled for 09/01/2022.
54	Premier on Woodfair Apts.	CDBG/DIDR	12/02/21	No Issues	N/A
55	Project Row House Apts.	HOME	08/03/21	No Issues	N/A
56	Regency Walk Apts. & Sandpiper Apts.	CDBG/DIDR	10/21/21	No Issues	N/A
57	Reserve at Bankside Apts.	CDBG/DIDR	06/17/21	No Issues	N/A
58	Rose of Sharon Manor II (UpLift 4th Ward)	CDBG/HOME	02/17/22	No Issues	N/A





No.	Affordable Rental Housing Properties	Funding	Insp.Date	Issues Detected	Status of Findings
59	Saint James Village Apts. (Chateau Village Apts.)	HOME	09/03/21	No Issues	N/A
60	San Jacinto Place Apts.	HOPWA	02/08/22	No Issues	N/A
61	Simmons Gardens Sr. Citizen Housing	HOME	03/01/22	No Issues	N/A
62	Somerset Loft Apts.	CDBG/DR	12/09/21	No Issues	N/A
63	South Acres Ranch II	HOME	01/27/22	No Issues	N/A
64	Sterling Court Senior Residences	HOME	09/21/21	No Issues	N/A
65	Sunflower Terrace Apts.	HOME	10/28/21	No Issues	N/A
66	The Men's Center	HOME	11/02/21	No Issues	N/A
67	Travis Street Plaza Apts.	HOME	05/05/22	No Issues	N/A
68	U.S. Vets at Midtown Terrace Suites	CDBG-R, HOME, BOND	01/13/22	No Issues	N/A
69	Victory Apartments	CDBG/HOME	01/04/22	No Issues	N/A
70	Village at Hickory Glen Apts.	HOME	07/01/21	No Issues	N/A
71	Village at Palm Center Apts.	HOME/CDBG	02/10/22	No Issues	N/A
72	Village Park North Apts. (Ambassador North Apts.)	HOME	09/09/21	No Issues	N/A
73	Villas at Colt Run Apts.	HOME	04/19/22	No Issues	N/A
74	Volunteers of America Apartments	HOPWA	11/05/21	No Issues	N/A
75	W. Leo Daniels Tower Apts.	CDBG/HOME	08/18/21	No Issues	N/A
76	WALIPP Senior Residences Apts.	HOME	05/12/22	No Issues	N/A
77	Watercrest at Kingwood Apts.	HOME	06/08/21	No Issues	N/A
78	Wheatly Manor Apts. (Market Square Apts.)	HOME	10/07/21	No Issues	N/A
79	Womens Home Phase II Apts.	HOME	10/26/21	No Issues	N/A
80	Woodlands Christian Tower Apts.	HOME	06/23/21	No Issues	N/A
81	Zion Village Senior Apts.	HOME	08/10/21	No Issues	N/A





Multifamily Annual Compliance Review Summary (CR50) Multifamily Rental Housing Minimum Property Standards Inspection Summary (CR50)

No.	Affordable Rental Housing Properties	Funding	Inspection Date	Issues Detected	Status of Findings
1	A Caring Safe Place Apts.	HOPWA	02/15/22	No Issues	1
2	A Friendly Haven Apts.	HOPWA	08/05/21	No Issues	2
3	Allen Parkway Village Apts.	CDBG	11/09/21	No Issues	3
4	Avenue Station Apts.	CDBG/DR2	11/18/21	No Issues	4
5	Avenue Terrace Apts.(Irvington Court Apts.)	HOME	08/12/21	No Issues	5
6	Bellfort Plaza Apts.	CDBG	07/08/21	No Issues	6
7	Britton Place Apts.	HOME	09/02/21	No Issues	7
8	Brompton Square Apts.	CDBG	03/15/22	No Issues	8
9	Chelsea Senior Community Apts.	HOME	03/10/22	No Issues	9
10	Cleme Manor Apts.	CDBG-DR	01/25/22	4 Findings	10
11	Commons of Grace Sr.Apt.Homes	HOME	06/03/21	No Issues	11
12	Corder Place Apts.	HOME/HOPWA	06/22/21	No Issues	12
13	Corinthian Village Apts.	HOME	10/05/21	No Issues	13
14	Cottages at South Acres Ranch	HOME	11/16/21	No Issues	14
15	Cypress Creek at Reed Road Apts.	HOME	10/01/21	No Issues	15
16	Eastend Apts.	CDBG	01/04/22	No Issues	16
17	Fiar Oaks Apts.	HOME	12/01/21	No Issues	17
18	Floral Garden Senior Apts.	HOME	01/11/22	No Issues	18
19	Garden City Apts.	HOME	06/04/21	No Issues	19
20	Goldberg B'nai B'rith Tower Apts.	CDBG	02/22/22	No Issues	20
21	Golden Bamboo Village Apts.	HOME	09/01/21	No Issues	21
22	Golden Bamboo Village III Apts.	HOME	09/14/21	No Issues	22
23	Gulf Coast Arms Apts.	HOME	05/17/22	No Issues	23
24	Hannah Project (Row House CDC)	HOME	08/03/21	No Issues	24
25	Hardy Yards Apts.	CDBG/DIDR	10/14/21	No Issues	25
26	HELP House Apts.	HOPWA	07/06/21	No Issues	26
27	Hometowne on Bellfort Apts.	HOME	08/24/21	No Issues	27
28	Hometowne on Wayside Apts.	HOME	09/07/21	No Issues	28
29	Homewood at Zion Apts. (Zion Gardens Apts.)	HOME	10/12/21	No Issues	29
30	Houston Heights Tower Apts.	HOME/CDBG	02/18/22	No Issues	30
31	Independence Hall Apts.	CDBG	02/11/22	No Issues	31
32	Indpenendence Heights Apts.	CDBG/DR2	04/28/22	No Issues	32
33	Jadestone Apts.(Camino Real Apts.)	CDBG/HOME	10/19/21	No Issues	33





No.	Affordable Rental Housing Properties	Funding	Inspection Date	Issues Detected	Status of Findings
34	Jane Cizik Garden Place (Women's Home)	HOME	04/12/22	No Issues	34
35	Jefferson House Apts. (La Estancia Apts.)	CDBG/TIRZ	07/13/21	No Issues	35
36	Kingwood Sr.Village Apts.	HOME	06/15/21	No Issues	36
37	Langwick Senior Residences	HOME	04/05/22	No Issues	37
38	Linda Vista Apts.	CDBG/DIDR	11/04/21	No Issues	38
39	Little York Villas Apts.	HOME	03/17/22	No Issues	39
40	Lydia's Place Apts.	HOPWA	01/18/22	No Issues	40
41	Mariposa at Reed Road Apts.	HOME	06/10/21	No Issues	41
42	NHH 1414 Congress Street SRO	HOME	02/03/22	No Issues	42
43	NHH 2424 Sakowitz Street SRO	HOME	03/17/22	No Issues	43
44	NHH 4415 Perry Street SRO	HOME	04/07/22	No Issues	44
45	NHH Brays Crossing SRO	HOME	04/26/22	No Issues	45
46	NHH Canal Street SRO	HOME	03/03/22	No Issues	46
47	NHH Dale Carnegie SRO	HOME	03/24/22	No Issues	47
48	NHH Harrisburg SRO	HOME	05/26/22	No Issues	48
49	NHH Reed Road Apts.	HOME	05/10/22	No Issues	49
50	Northline Apt. Homes	HOME	09/28/21	No Issues	50
51	Orchard at Garden Oaks Apts.(Orchard at Oak Forest)	HOME	04/14/22	No Issues	51
52	Orchard Park at Willowbrook Apts.	HOME	09/16/21	No Issues	52
53	Park Yellowstone Apts. Townhomes	CDBG/DR	12/07/21	3 Findings	53
54	Premier on Woodfair Apts.	CDBG/DIDR	12/02/21	No Issues	54
55	Project Row House Apts.	HOME	08/03/21	No Issues	55
56	Regency Walk Apts. & Sandpiper Apts.	CDBG/DIDR	10/21/21	No Issues	56
57	Reserve at Bankside Apts.	CDBG/DIDR	06/17/21	No Issues	57
58	Rose of Sharon Manor II (UpLift 4th Ward)	CDBG/HOME	02/17/22	No Issues	58
59	Saint James Village Apts. (Chateau Village Apts.)	HOME	09/03/21	No Issues	59
60	San Jacinto Place Apts.	HOPWA	02/08/22	No Issues	60
61	Simmons Gardens Sr.Citizen Housing	HOME	03/01/22	No Issues	61
62	Somerset Loft Apts.	CDBG/DR	12/09/21	No Issues	62
63	South Acres Ranch II	HOME	01/27/22	No Issues	63
64	Sterling Court Senior Residences	HOME	09/21/21	No Issues	64
65	Sunflower Terrace Apts.	HOME	10/28/21	No Issues	65
66	The Men's Center	HOME	11/02/21	No Issues	66
67	Travis Street Plaza Apts.	HOME	05/05/22	No Issues	67
68	U.S. Vets at Midtown Terrace Suites	CDBG-R, HOME, BOND	01/13/22	No Issues	68






No.	Affordable Rental Housing Properties	Funding	Inspection Date	Issues Detected	Status of Findings
69	Victory Apartments	CDBG/HOME	01/04/22	No Issues	69
70	Village at Hickory Glen Apts.	HOME	07/01/21	No Issues	70
71	Village at Palm Center Apts.	HOME/CDBG	02/10/22	No Issues	71
72	Village Park North Apts. (Ambassador North Apts.)	HOME	09/09/21	No Issues	72
73	Villas at Colt Run Apts.	HOME	04/19/22	No Issues	73
74	Volunteers of America Apartments	HOPWA	11/05/21	No Issues	74
75	W. Leo Daniels Tower Apts.	CDBG/HOME	08/18/21	No Issues	75
76	WALIPP Senior Residences Apts.	HOME	05/12/22	No Issues	76
77	Watercrest at Kingwood Apts.	HOME	06/08/21	No Issues	77
78	Wheatly Manor Apts. (Market Square Apts.)	HOME	10/07/21	No Issues	78
79	Womens Home Phase II Apts.	HOME	10/26/21	No Issues	79
80	Woodlands Christian Tower Apts.	HOME	06/23/21	No Issues	80
81	Zion Village Senior Apts.	HOME	08/10/21	No Issues	81



PR26 – CDBG Financial Summary Report (CR05)



Office of Community Planning and Development
U.S. Department of Housing and Urban Development
Integrated Disbursement and Information System
PR26 - CDBG Financial Summary Report
Program Year 2021
Houston , TX

DATE: 8/05/2022
TIME: 15:54
PAGE: 1

PART I: SUMMARY OF CDBG RESOURCES

01 UNEXPENDED CDBG FUNDS AT END OF PREVIOUS PROGRAM YEAR	35,172,285.64
02 ENTITLEMENT GRANT	25,028,984.00
03 SURPLUS URBAN RENEWAL	0.00
04 SECTION 108 GUARANTEED LOAN FUNDS	0.00
05 CURRENT YEAR PROGRAM INCOME	171,302.32
05a CURRENT YEAR SECTION 108 PROGRAM INCOME (FOR SI TYPE)	0.00
06 FUNDS RETURNED TO THE LINE-OF-CREDIT	150,201.47
06a FUNDS RETURNED TO THE LOCAL CDBG ACCOUNT	0.00
07 ADJUSTMENT TO COMPUTE TOTAL AVAILABLE	0.00
08 TOTAL AVAILABLE (SUM, LINES 01-07)	60,522,773.43

PART II: SUMMARY OF CDBG EXPENDITURES

09 DISBURSEMENTS OTHER THAN SECTION 108 REPAYMENTS AND PLANNING/ADMINISTRATION	22,005,775.45
10 ADJUSTMENT TO COMPUTE TOTAL AMOUNT SUBJECT TO LOW/MOD BENEFIT	2,882,455.64
11 AMOUNT SUBJECT TO LOW/MOD BENEFIT (LINE 09 + LINE 10)	24,888,231.09
12 DISBURSED IN IDIS FOR PLANNING/ADMINISTRATION	5,626,378.26
13 DISBURSED IN IDIS FOR SECTION 108 REPAYMENTS	0.00
14 ADJUSTMENT TO COMPUTE TOTAL EXPENDITURES	197,830.73
15 TOTAL EXPENDITURES (SUM, LINES 11-14)	30,712,440.08
16 UNEXPENDED BALANCE (LINE 08 – LINE 15)	29,810,333.35

PART III: LOWMOD BENEFIT THIS REPORTING PERIOD

17 EXPENDED FOR LOW/MOD HOUSING IN SPECIAL AREAS	0.00
18 EXPENDED FOR LOW/MOD MULTI-UNIT HOUSING	10,095,352.95
19 DISBURSED FOR OTHER LOW/MOD ACTIVITIES	11,910,422.50
20 ADJUSTMENT TO COMPUTE TOTAL LOW/MOD CREDIT	2,882,455.64
21 TOTAL LOW/MOD CREDIT (SUM, LINES 17-20)	24,888,231.09
22 PERCENT LOW/MOD CREDIT (LINE 21/LINE 11)	100.00%

LOW/MOD BENEFIT FOR MULTI-YEAR CERTIFICATIONS

23 PROGRAM YEARS(PY) COVERED IN CERTIFICATION	PY: 2019 PY: 2020 PY: 2021
24 CUMULATIVE NET EXPENDITURES SUBJECT TO LOW/MOD BENEFIT CALCULATION	116,250,690.10
25 CUMULATIVE EXPENDITURES BENEFITING LOW/MOD PERSONS	116,250,690.10
26 PERCENT BENEFIT TO LOW/MOD PERSONS (LINE 25/LINE 24)	100.00%

PART IV: PUBLIC SERVICE (PS) CAP CALCULATIONS

27 DISBURSED IN IDIS FOR PUBLIC SERVICES	5,900,910.65
28 PS UNLIQUIDATED OBLIGATIONS AT END OF CURRENT PROGRAM YEAR	3,480,485.80
29 PS UNLIQUIDATED OBLIGATIONS AT END OF PREVIOUS PROGRAM YEAR	6,176,246.61
30 ADJUSTMENT TO COMPUTE TOTAL PS OBLIGATIONS	0.00
31 TOTAL PS OBLIGATIONS (LINE 27 + LINE 28 – LINE 29 + LINE 30)	3,205,149.84
32 ENTITLEMENT GRANT	25,028,984.00
33 PRIOR YEAR PROGRAM INCOME	194,457.51
34 ADJUSTMENT TO COMPUTE TOTAL SUBJECT TO PS CAP	0.00
35 TOTAL SUBJECT TO PS CAP (SUM, LINES 32-34)	25,223,441.51
36 PERCENT FUNDS OBLIGATED FOR PS ACTIVITIES (LINE 31/LINE 35)	12.71%

PART V: PLANNING AND ADMINISTRATION (PA) CAP

37 DISBURSED IN IDIS FOR PLANNING/ADMINISTRATION	5,626,378.26
38 PA UNLIQUIDATED OBLIGATIONS AT END OF CURRENT PROGRAM YEAR	277,264.86
39 PA UNLIQUIDATED OBLIGATIONS AT END OF PREVIOUS PROGRAM YEAR	943,813.64
40 ADJUSTMENT TO COMPUTE TOTAL PA OBLIGATIONS	0.00
41 TOTAL PA OBLIGATIONS (LINE 37 + LINE 38 – LINE 39 + LINE 40)	4,959,829.48
42 ENTITLEMENT GRANT	25,028,984.00
43 CURRENT YEAR PROGRAM INCOME	171,302.32
44 ADJUSTMENT TO COMPUTE TOTAL SUBJECT TO PA CAP	0.00
45 TOTAL SUBJECT TO PA CAP (SUM, LINES 42-44)	25,200,286.32
46 PERCENT FUNDS OBLIGATED FOR PA ACTIVITIES (LINE 41/LINE 45)	19.68%

LINE 17 DETAIL: ACTIVITIES TO CONSIDER IN DETERMINING THE AMOUNT TO ENTER ON LINE 17
Report returned no data.

LINE 18 DETAIL: ACTIVITIES TO CONSIDER IN DETERMINING THE AMOUNT TO ENTER ON LINE 18



PR26 – CDBG-CV Financial Summary Report (CR05)



Office of Community Planning and Development
U.S. Department of Housing and Urban Development
Integrated Disbursement and Information System
PR26 – CDBG-CV Financial Summary Report
Program Year 2021
Houston , TX

DATE: 8/05/2022
TIME: 15:56
PAGE: 1

PART I: SUMMARY OF CDBG-CV RESOURCES

01 CDBG-CV GRANT	35,797,809.00
02 FUNDS RETURNED TO THE LINE-OF-CREDIT	0.00
03 FUNDS RETURNED TO THE LOCAL CDBG ACCOUNT	0.00
04 TOTAL AVAILABLE (SUM, LINES 01-03)	35,797,809.00

PART II: SUMMARY OF CDBG-CV EXPENDITURES

05 DISBURSEMENTS OTHER THAN SECTION 108 REPAYMENTS AND PLANNING/ADMINISTRATION	6,986,795.49
06 DISBURSED IN IDIS FOR PLANNING/ADMINISTRATION	1,429,543.48
07 DISBURSED IN IDIS FOR SECTION 108 REPAYMENTS	0.00
08 TOTAL EXPENDITURES (SUM, LINES 05 – 07)	8,416,338.97
09 UNEXPENDED BALANCE (LINE 04 – LINE8)	27,381,470.03

PART III: LOWMOD BENEFIT FOR THE CDBG-CV GRANT

10 EXPENDED FOR LOW/MOD HOUSING IN SPECIAL AREAS	177,124.81
11 EXPENDED FOR LOW/MOD MULTI-UNIT HOUSING	0.00
12 DISBURSED FOR OTHER LOW/MOD ACTIVITIES	6,809,670.68
13 TOTAL LOW/MOD CREDIT (SUM, LINES 10 – 12)	6,986,795.49
14 AMOUNT SUBJECT TO LOW/MOD BENEFIT (LINE 05)	6,986,795.49
15 PERCENT LOW/MOD CREDIT (LINE 13/LINE 14)	100.00%

PART IV: PUBLIC SERVICE (PS) CALCULATIONS

16 DISBURSED IN IDIS FOR PUBLIC SERVICES	6,809,670.68
17 CDBG-CV GRANT	35,797,809.00
18 PERCENT OF FUNDS DISBURSED FOR PS ACTIVITIES (LINE 16/LINE 17)	19.02%

PART V: PLANNING AND ADMINISTRATION (PA) CAP

19 DISBURSED IN IDIS FOR PLANNING/ADMINISTRATION	1,625,159.82
20 CDBG-CV GRANT	35,797,809.00
21 PERCENT OF FUNDS DISBURSED FOR PA ACTIVITIES (LINE 19/LINE 20)	4.54%

LINE 10 DETAIL: ACTIVITIES TO CONSIDER IN DETERMINING THE AMOUNT TO ENTER ON LINE 10

Report returned no data.

LINE 11 DETAIL: ACTIVITIES TO CONSIDER IN DETERMINING THE AMOUNT TO ENTER ON LINE 11

Report returned no data.

LINE 12 DETAIL: ACTIVITIES INCLUDED IN THE COMPUTATION OF LINE 12





CDBG Program Spending Summary (CR05)

PROJECT DESCRIPTION	HUD #	PY 2021 SAP BUDGET	PY 2021 SAP ACTUAL	PY 2021 IDIS DRAWS
Public Facilities				
PUB-INDEPENDENCE HEIGHTS COMM	12092	-		323.75
CDBG-PRJ-PBF-WINZER PARK	WAITING HUD#	150,000.00	17,643.69	
CDBG TIRZ PUBLIC FACILITIES	TIRZ	-	92,416.22	
PBF-EDISON PERFORMANCE ARTS	12453	-	190,720.86	238,857.61
PBF-BETHUNE ENPOWERMENT CENTER	12538	-	1,232,667.86	1,145,035.13
PRJ-SERJOBS WORKFORCE TRAINING	WAITING HUD#	-	5,318.00	
CDBG-PF-PRJ-BERING OMEGA-PF	11367	-	96,954.50	56,885.13
CDBG-PRJ-PUBLIC FACILITIES	#N/A	303,067.76		
PRJ-FIFTH WARD TECH CENTER	WAITING HUD#	146,932.24	7,929.32	
UNA-NEIGHBORHOOD FACILITIES	UNA	4,942,921.00	0.00	
Total Public Facilities		\$5,542,921.00	\$1,643,650.45	\$1,441,101.62
Public Services				
PBS-HEALTHCARE FOR HOMELESS	12243	-		664.15
PBS- HIV/AIDS EDUCATION PROG	12279	-	0.00	
PBS- MENTAL HEALTH SERVICES	12280	-	0.00	
PBS-MEN'S CENTER dba RECENTER	12304	-	6,704.14	22,653.82
PBS-CHRONIC DISEASE	12413	-	0.00	9,455.47
PBS-HEALTHCARE FOR THE HOMELES	12421	-	127,287.30	129,985.08
PBS-JUVENILE DELINQUENCY	12427	-		44,341.02
PBS-CHILD CARE PROGRAM 2018	12428	-	0.00	56,513.85
PBS-THE WOMEN'S HOME	12439	-	8,344.01	19,500.29
PBS-ESSN & Support SVC	12469	-		11,867.76
PBS-HEART	12470	-	36,133.07	73,158.12
PBS-VILLAGE LEARNING CENTER	12479	-	30,166.81	44,147.54
PBS-BUCKNER CHILDREN & FAM SVC	12480	-	60,855.50	60,855.50
PBS-CHRONIC DISEASE PREVENTION	12489	-	88,246.03	88,246.03
PBS-ELDERLY SERVICES	12512	-	390,364.01	390,364.01
PBS-CAPITAL IDEA	12525	-	164,743.62	184,784.15
PBS-MOBILE LIBRARY 2019	12530	-	103,640.03	134,335.57
PBS-HIV/AIDS EDUCATION	12531	-	33,442.30	96,768.96
PBS-RE ENTRY PROGRAM	12535	-	4,330.74	3,955.85
PBS-MENTAL HEALTH SERVICES	12540	-	137,970.91	171,413.14
PBS-MAGO EARLY INTERVENTION	12553	-	145,219.65	145,219.65
PBS-JUVENILE DELINQUENCY	12573	-	332,869.67	299,836.91
PBS-CHILD CARE PROGRAM	12574	-	303,594.35	281,315.58
PBS-HEART	12575	-	135,047.98	200,000.00
PBS-THE WOMAN'S HOME	12589	-	145,588.47	145,588.47
PBS-HIV/AIDS EDUCATION	12596	-	72,025.45	72,025.45





PROJECT DESCRIPTION	HUD #	PY 2021 SAP BUDGET	PY 2021 SAP ACTUAL	PY 2021 IDIS DRAWS
PBS-RE ENTRY PROGRAM	12597	-	77,134.08	77,134.08
PBS-MEN'S CENTER dba RECENTER	12610	-	73,656.40	73,656.40
PBS-CHRONIC DISEASE PREVENTION	12611	15,600.00	62,090.60	62,090.60
PBS-VILLAGE LEARNING CENTER	12613	-	150,885.49	150,885.49
PBS-ESSN & SUPPORT SVC	12615	-	443,064.26	389,799.24
PBS-MOBILE LIBRARY	12626	-	70,868.01	70,868.01
PBS-HEALTHCARE FOR THE HOMELES	12630	68,686.52	40,449.44	40,449.44
PBS-BUCKNER CHILDREN & FAMILY SERVICES	12632	-	67,320.82	59,171.04
PBS-HEART	12637	400,000.00	92,712.55	92,712.55
PBS-CATHOLIC CHARITIES	12638	-	1,846,057.59	1,761,088.70
PBS-CAPITAL IDEA	12639	-	93,920.49	93,920.49
PBS-ELDERLY SERVICES	12604	390,364.05	342,138.24	342,138.24
UNA-PUBLIC SERV PUBLIC & PRIVATE	UNA	416,202.71	0.00	
PBS-JUVENILE DELIQUENCY	WAITING HUD#	-	22,780.36	
PBS-ESSN & SUPPORT SVC	WAITING HUD#	500,000.00	0.00	
PBS-SEARCH	WAITING HUD#	749,538.52	0.00	
PBS-THE WOMAN'S HOME	WAITING HUD#	899,557.81	0.00	
PBS-JUVENILE DELINQUENCY	WAITING HUD#	212,713.30	0.00	
PBS-CHILD CARE PROGRAM	WAITING HUD#	360,000.00	0.00	
PBS-VILLAGE LEARNING CENTER	WAITING HUD#	184,697.09	0.00	
Total Public Services		\$4,197,360.00	\$5,709,652.37	\$5,900,910.65
Homebuyer Assistance				
DPA-HOMEBUYER ASSISTANCE	MULTI HUD#	750,000.00	0.00	
SINGLE FAMILY DOWNPAYMENT ASSISTANCE	12264	-	30,000.00	30,000.00
SINGLE FAMILY DOWNPAYMENT ASSISTANCE	12416	-	30,000.00	30,000.00
SINGLE FAMILY DOWNPAYMENT ASSISTANCE	12616	-	30,277.00	30,277.00
SINGLE FAMILY DOWNPAYMENT ASSISTANCE	12617	-	30,000.00	30,000.00
SINGLE FAMILY DOWNPAYMENT ASSISTANCE	12441	-	30,000.00	30,000.00
SINGLE FAMILY DOWNPAYMENT ASSISTANCE	12623	-	30,000.00	30,000.00
SINGLE FAMILY DOWNPAYMENT ASSISTANCE	12618	-	30,000.00	30,000.00
SINGLE FAMILY DOWNPAYMENT ASSISTANCE	12619	-	30,000.00	30,000.00
SINGLE FAMILY DOWNPAYMENT ASSISTANCE	12624	-	30,000.00	30,000.00
SINGLE FAMILY DOWNPAYMENT ASSISTANCE	12625	-	30,000.00	30,000.00
SINGLE FAMILY DOWNPAYMENT ASSISTANCE	12643	-	30,000.00	30,000.00
SINGLE FAMILY DOWNPAYMENT ASSISTANCE	12620	-	30,000.00	30,000.00
SINGLE FAMILY DOWNPAYMENT ASSISTANCE	12641	-	30,000.00	30,000.00





PROJECT DESCRIPTION	HUD #	PY 2021 SAP BUDGET	PY 2021 SAP ACTUAL	PY 2021 IDIS DRAWS
SINGLE FAMILY DOWNPAYMENT ASSISTANCE	12622	-	30,000.00	30,000.00
SINGLE FAMILY DOWNPAYMENT ASSISTANCE	12621	-	30,000.00	30,000.00
SINGLE FAMILY DOWNPAYMENT ASSISTANCE	12628	-	30,000.00	30,000.00
SINGLE FAMILY DOWNPAYMENT ASSISTANCE	12452	-	30,000.00	30,000.00
SINGLE FAMILY DOWNPAYMENT ASSISTANCE	12248	-	30,000.00	30,000.00
SINGLE FAMILY DOWNPAYMENT ASSISTANCE	12642	-	30,000.00	30,000.00
SINGLE FAMILY DOWNPAYMENT ASSISTANCE	12322	-	30,000.00	30,000.00
SINGLE FAMILY DOWNPAYMENT ASSISTANCE	12640	-	30,000.00	30,000.00
SINGLE FAMILY DOWNPAYMENT ASSISTANCE	12675 & 12674		60,000.00	
CDBG TIRZ HOAP	TIRZ	-	3,156,612.90	
CDBG-PRJ HOMEBUYER ASSISTANCE	12606	150,000.00	123,387.69	123,862.57
CDBG-PRJ HOMEBUYER ASST	12299	-	33.88	
Total Homebuyer Assistance		\$900,000.00	\$3,970,311.47	\$754,139.57
Single Family Housing				
CDBG-PRJ SF HOME REPAIR	12518	-	-585,439.28	447,651.51
SINGLE FAMILY HOME REPAIR CONTRA POOL 2016	12024	-	110,732.08	201,978.99
SFR-SINGLE FAMILY CONTRA POOL 2017	12022	-	68,027.99	66,570.40
SINGLE FAMILY HOME REPAIR PROJECT DELIVERY 2018	12251	-	0.00	
SFR-SINGLE FAMILY CONTRA POOL 2018	12249	-	182,439.17	421,212.96
TIRZ-PRJ SF DEVELOPMENT	12440	-	2,974.44	
SFR-SINGLE FAMILY HOME REPAIR	12454	-	806,532.73	1,258,165.26
SFR-SINGLE FAMILY HOME REPAIR	12542	-	4,858,120.39	4,715,753.62
TIRZ PROJECT DELIVERY	TIRZ	-	541,346.84	
UNA-SF HOME REPAIR	UNA	3,000,000.00	0.00	
CDBG21-PRJ-SF	12633	2,642,444.00	1,577,764.17	1,576,998.97
CDBG TIRZ PRJ SF NEW HOE DEV	TIRZ	-	15,060.37	
CDBG TIRZ SF	TIRZ	-	1,388,246.56	
Total Single Family Housing		\$5,642,444.00	\$8,965,805.46	\$8,688,331.71
Multifamily Housing				
PRJ-4600 Main St	11397	-	424,439.50	
Total Multifamily Housing		\$0.00	\$424,439.50	\$0.00
Lead-Based Paint				
LBP-LEAD BASED PAINT MATCH	12261	-	-30,215.27	
LBP LEAD BASED PAINT HAZARD REMOVAL	12595	-	405,896.40	405,896.40
CDBG-PRJ LEAD BASED PAINT	No HUD#	-	28,779.94	
CDBG-PRJ LEAD BASE PAINT	WAITING HUD#	-	-2,635.03	
CDBG PRJ LEAD BASED PAINT GM	12594	75,000.00	71,279.31	69,102.89





PROJECT DESCRIPTION	HUD #	PY 2021 SAP BUDGET	PY 2021 SAP ACTUAL	PY 2021 IDIS DRAWS
Total Lead-Based Paint		\$75,000.00	\$473,105.35	\$474,999.29
Code Enforcement				
CDBG PRJ CODE ENFORCEMENT GM	12593	257,620.00	66,725.48	66,823.72
CDBG-DON CODE ENFORCEMENT 2018	12225	-	11.67	
CDBG-PRJ CODE ENFORCEMENT 2018	12233	-	22.58	
CDBG-PRJ CODE ENFORCEMENT	12544	-	18,781.88	255,524.17
CLR-DON CODE ENFORCEMENT 2019	12417	-	762.72	
CDBG-PRJ CODE ENFORCEMENT 2109	12418	-	295,709.01	287,924.50
CLR-DON COD ENFORCEMENT	12534	-	53,738.93	485,577.24
CLR-LGL TITLE SEARCH 2020	12539	-	47,157.84	27,306.99
CLR-DON CODE ENFORCEMENT	12598	2,620,650.00	2,226,343.06	2,110,777.22
CLR-LGL TITLE SEARCH	12599	187,193.00	122,835.74	122,835.74
Total Code Enforcement		\$3,065,463.00	\$2,832,088.91	\$3,356,769.58
Economic Development				
CDBG PRJ MF 4600 MAIN-CM	11397	-	294,460.59	561,019.46
ECD-TELO MARKET	12396	-	0.00	160,907.69
PRJ-EAST END MAKER HUB	12397	-	407,225.04	481,523.63
CDBG-PRJ-ECONOMIC DEVELOPMENT	11853	-	333.24	
PRJ-MERCATO DELIVERY SERVICE	12634	-	8,189.87	8,189.87
CDBG-PRJ ECONOMIC DEVELOPMENT	UNA	100,000.00	0.00	
Total Economic Development		\$100,000.00	\$710,208.74	\$1,211,640.65
Housing Services				
TBRA-HOUSING SERVICES	12541		152,129.67	177,882.38
TBRA-HOUSING SERVICES	WAITING HUD#	500,000.00	6,839.17	
Total Housing Services		\$500,000.00	\$158,968.84	\$177,882.38
Program Administration				
ADMIN PROGRAM YEAR 2010	10587	-	500,000.00	500,000.00
ADMIN PROGRAM YEAR 2019	12378	-	3,393.97	
ADMIN PROGRAM YEAR 2020	12481	-	-3,414,275.94	39,575.63
CDBG ADMIN	12588	4,223,796.00	6,247,676.70	4,223,796.00
CDBG TIRZ ADMIN	TIRZ		1,714,414.56	
CDBG-PLA-COALITION FOR HOMELES	12415	-	15.53	15.53
PLA-COALITION FOR HOMELESS	12533	-	-7,860.21	61,508.36
PLA-COALITION FOR HOMELESS	12303	130,000.00	24,448.15	24,448.15
CDBG-FAIR HOUSING	12478	-	100,271.58	103,076.32
CDBG FAIR HOUSING-GM	12603	150,000.00	113,672.19	113,672.19
FAIR HOUSING PROGRAM YEAR 2019	12382	-	10,062.23	10,062.23
CDBG-FINANCE DEPT ADMIN	12384	-	12.41	
CDBG-FINANCE DEPT ADMIN	12528	-	11,054.11	29,147.75
CDBG-FINANCE DEPT ADMIN	12591	78,000.00	75,895.88	75,849.88





PROJECT DESCRIPTION	HUD #	PY 2021 SAP BUDGET	PY 2021 SAP ACTUAL	PY 2021 IDIS DRAWS
CDBG-LEGAL DEPT ADMIN	12297	-	4.72	0.00
CDBG-LEGAL DEPT ADMIN	12516	-	146,678.97	154,461.30
CDBG-LEGAL DEPT ADMIN	12612	424,000.00	298,744.14	290,764.92
Total Program Administration		\$5,005,796.00	\$5,824,208.99	\$5,626,378.26
CDBG PROGRAM YEAR 2021 GRAND TOTAL		\$25,028,984.00	\$30,712,440.08	\$27,632,153.71



CDBG-CV Program Spending Summary (CR05)

PROJECT DESCRIPTION	HUD #	PY 2021 SAP BUDGET	PY 2021 SAP ACTUAL	PY 2021 IDIS DRAWS
Public Services				
PBS-CV-CAREER & RECOVERY	12522	125,473.00	80,017.96	
PBS-CV-SPRING BRANCH CHC	12509	66,807.00	32,399.16	22,962.20
PBS-CV CATHOLIC CHARITIES	12515	2,660,858.00	1,032,568.84	797,473.98
PBS-CV-SALVATION ARMY	12543	2,080,733.00	657,856.60	631,098.52
PBS-CV-NORTHWEST ASST MINISTRI	12536	494,074.00	304,732.14	291,681.77
PBS-CV-BAKER RIPLEY	12537	627,365.00	266,865.97	249,248.40
PBS-CV-HOUSTON AREA WOMENS CEN	12600	494,073.00	309,204.12	315,114.99
PBS-CV-HOUSTON HOUSING AUTHORI	12545	191,502.00	153,185.40	110,780.73
PBS-CV-CAREER & RECOVERY	12522	942,737.00	523,784.32	618,283.85
PBS-CV-HACS	12601	783,009.64	405,219.37	405,219.37
PBS-CV-COALITION FOR THE HOMELESS	12602	551,925.00	111,091.48	111,091.48
PBS-CV-THE ALLIANCE ERAP	12605	400,000.00	292,970.10	292,970.10
PBS-SEARCH-CARES ACT	12519	1,136,960.00	453,690.93	388,735.50
PBS-FAMILY ENDEAVOR-CARE ACT	12521	2,010,016.00	227,924.05	175,843.37
UNA-PUBLIC SERVICES-CARES ACT	UNA	6,540,864.36	-	-
Total Public Services		\$19,106,397.00	\$4,851,510.44	4,410,504.26
Public Facilities				
UNA-PUBLIC FACILITIES-CARES AC	UNA	8,509,627.00	-	-
Total Public Facilities		8,509,627.00	\$ -	-
Housing Services				
HBS-CV-HOU HOUSING AUTHORITY	12492	1,022,224.00	388,294.64	103,085.64
Total Housing Services		\$1,022,224.00	\$388,294.64	\$103,085.64
Program Administration				
CDBG-PLANNING-ADMIN-CARES ACT	12495	6,282,171.00	301,305.26	1,048,687.72
CDBGCV ADM FINANCE	12495	116,430.00	30,624.40	-
CDBGCV ADM OPS & COMP	12495	760,960.00	717,778.10	-
Total CDBG-CV Admin		\$7,159,561.00	\$1,049,707.76	\$1,048,687.72
CDBG-CV PROGRAM YEAR 2021 GRAND TOTAL		\$35,797,809.00	\$6,289,512.84	\$5,562,277.62



HOME Program Spending Summary (CR05)

PROJECT DESCRIPTION	HUD #	PY 2021 SAP BUDGET	PY 2021 SAP ACTUAL	PY 2021 IDIS DRAWS
Program Administration				
HOME-ADMIN	12379		(3,694.43)	
HOME ADM MF	12487		433,840.01	431,158.36
HOME-ADM DIRECTORS	12590	1,043,271.80	1,086,258.78	1,030,617.80
Total Administration		\$1,043,271.80	\$1,516,404.36	\$1,461,776.16
Multifamily Development				
PRJ-WATERCREST AT KINGWOOD	11150		13,998.24	
MFR-NHH DALE CARNEGIE	12196		65,902.01	178,646.08
PRJ-HARRISBURG	11776		(6,968.25)	
MFR-GREEN OAKS APARTMENT	12377		766,356.75	699,616.24
MFR-MFR-LIGHT RAIL LOFTS	12000		1,138,456.58	994,445.13
SUNRISE LOFTS	12577		1,597,712.34	1,447,291.14
HOME PRJ MF CAMPANILE COMMERCE MF	12202		57,113.39	270,236.01
MF 6168 SOUTH EAST LOOP APT	Waiting HUD #	2,784,123.00	23,263.40	
HOME-PRJ-MF-HOUSING	Waiting HUD #	362,272.00		
UNA-MFR DEVELOPMENT/RELOC	Unallocated	1,997,128.00		
Total Multifamily Development		\$5,143,523.00	\$3,655,834.46	\$3,590,234.60
Single Family Development				
HOME-PRJ SF HOUSING	12523-12532		(79,594.83)	
HOME-PRJ-SF-CARING & SAFE PLACE	12532		91,725.37	
HOME-PRJ-SF-CHANGE HAPPENS	12523		124,335.54	271,197.50
HOME-PRJ SF HOUSING	Waiting HUD #	200,000.20		
Total Single Family Development		\$200,000.20	\$136,466.08	\$271,197.50
CHDO Set-Aside Single Family Housing Development				
UNA-CHDO RESERVE SFR	Unallocated	1,545,926.00		
Total CHDO Set-Aside Single Family Housing Development		\$1,545,926.00	\$ -	\$ -
Tenant Based Rental Assistance (TBRA)				
Houston Housing Authority	12492		2,965,252.00	2,965,252.00
HOUSTON HOUSING AUTHORITY	12541		1,914,890.00	1,914,890.00
UNA TENANT BASED RENTAL ASSISTANCE	Unallocated	2,500,000.00		
Total TBRA		\$2,500,000.00	\$4,880,142.00	\$4,880,142.00
HOME PROGRAM YEAR 2021 GRAND TOTAL		\$10,432,721.00	\$10,188,846.90	\$10,203,350.26





HOPWA Program Spending Summary (CR05)

PROJECT DESCRIPTION	HUD #	PY 2022 SAP BUDGET	PY 2022 SAP ACTUAL	PY 2022 IDIS DRAWS
Grantee Administration				
HOPWA-ADMIN	12576	326,544.00	303,828.28	303,828.28
Total Grantee Administration		\$326,544.00	\$303,828.28	\$303,828.28
Operating Costs				
HOP-HOUSTON SRO	12426	-	44,738.57	86,086.31
HOP-HOUSTON SRO	12426	-	41,347.74	-
HOP-FRIENDLY HAVEN	12437	-	207,930.54	502,711.57
HOP-BURRESS	12437	-	191,086.66	-
HOP-HELP HOUSE	12437	-	103,694.37	-
HOP-BRENTWOOD	12457	-	21,100.35	69,100.35
HOP-BRENTWOOD	12457	-	48,000.00	-
HOP-HOUSTON HELP	12465	-	-330.00	222,409.32
HOP-HOUSTON HELP	12465	-	222,409.32	-
HOP-OPERATING TRANSITIONAL	12468	-	60,593.73	374,229.93
HOP-OPERATING LYDIA'S PLACE	12468	-	33,966.27	-
HOP-OPERATING LYDIA'S PLACE	12468	-	80,500.00	-
HOP-OPERATING TRANSITIONAL	12468	-	199,169.93	-
HOP-HOUSTON HELP	12564	-	35,149.00	46,275.48
HOP-HOUSTON HELP	12564	-	11,126.48	-
HOP-HOUSTON SRO	12566	-	28,099.14	133,798.03
HOP-HOUSTON SRO	12566	-	105,698.89	-
HOP-BURRESS	12572	-	55,131.21	186,096.84
HOP-HELP HOUSE	12572	-	130,965.63	-
HOP-AIDS FOUNDATION BURRESS	12572	-	636.16	-
HOP-AIDS FOUNDATION HELP HOUSE	12572	-	11,647.37	-
HOP-OPERATING TRANSITIONAL	12578	-	35,921.41	83,953.86
HOP-OPERATING LYDIA'S PLACE	12578	-	48,032.45	-
HOP-BRENTWOOD	12586	-	38,907.72	38,907.72
HOP-HACS	Waiting on HUD#	44,738.57	-	-
HOP-Houston Help	Waiting on HUD#	62,513.46	-	-
HOP-OPERATING TRANSITIONAL	Waiting on HUD#	187,870.00	-	-
HOP-OPERATING LYDIA'S PLACE	Waiting on HUD#	107,746.55	-	-
HOP-BRENTWOOD	Waiting on HUD#	176,419.50	-	-
Total Operating Costs		\$579,288.08	\$1,755,522.94	\$1,743,569.41
Short Term Rent Mortgage Utility (STRMUA)				
RMU-BRENTWOOD	12315	-	22,878.45	35,878.45
RMU-BRENTWOOD	12315	-	13,000.00	-
RMU-MONTROSE	12345	-	22,725.36	22,725.36





PROJECT DESCRIPTION	HUD #	PY 2022 SAP BUDGET	PY 2022 SAP ACTUAL	PY 2022 IDIS DRAWS
RMU-HACS	12432	-	10,169.07	10,169.07
RMU-HACS	12433	-	90,417.15	391,920.68
RMU-HACS	12433	-	301,503.53	-
RMU-CATHOLIC CHARITIES	12442	-	80,736.44	80,736.44
RMU-BRENTWOOD	12460	-	7,580.53	132,580.53
RMU-BRENTWOOD	12460	-	192,630.48	-
RMU-ACCESS CARE	12477	-	160,612.97	160,612.97
RMU-MONTROSE	12549	-	97,972.88	272,267.37
RMU-MONTROSE	12549	-	174,294.49	-
RMU-CATHOLIC CHARITIES	12554	-	24,870.45	107,272.39
RMU-CATHOLIC CHARITIES	12554	-	82,401.94	-
RMU-HACS	12555	-	7,725.71	7,725.71
RMU-ACCESS CARE	12570	-	14,487.03	14,487.03
RMU-BRENTWOOD	12584	-	85,921.92	85,921.92
RMU-MONTROSE	12608	-	120,000.00	120,000.00
RMU-CATHOLIC CHARITIES	Waiting on HUD#	359,889.05	-	-
RMU-BRENTWOOD	Waiting on HUD#	158,583.50	-	-
RMU-ACCESS CARE	Waiting on HUD#	34,241.75	-	-
Total STRMUA		\$552,714.30	\$1,509,928.40	\$1,442,297.92
Sponsor Admin				
SAM-HACS	12400	-	3,490.48	94,676.38
SAM-HACS	12400	-	91,185.90	-
SAM-HOUSTON SRO	12425	-	754.67	911.40
SAM-HOUSTON SRO	12425	-	156.73	-
SAM-AIDS FOUNDATION	12435	-	63,597.35	63,597.35
SAM-CATHOLIC CHARITIES	12449	-	27,237.33	26,779.67
SAM-BRENTWOOD	12458	-	22,644.65	22,644.65
SAM-CARING SAFE PLACE	12466	-	47,755.70	50,743.63
SAM-CARING SAFE PLACE	12466	-	2,987.93	-
SAM-COALITION FOR THE HOMELESS	12471	-	1,564.66	1,564.66
SAM-ACCESS CARE	12473	-	38,499.98	38,499.98
SAM-MONTROSE	12482	-	65,355.55	65,355.55
SAM-VOLUNTEER LAWYERS	12490	-	818.65	818.65
SAM-GOODWILL	12494	-	799.10	799.10
SAM-SEARCH	12524	-	2,212.72	9,980.64
SAM-SEARCH	12524	-	7,767.92	-
SAM-AAMA	12526	-	352.90	18,578.90
SAM-AAMA	12526	-	18,226.00	-
SAM-HOUSTON SRO	12529	-	2,309.22	9,809.22
SAM-HOUSTON SRO	12529	-	7,500.00	-





PROJECT DESCRIPTION	HUD #	PY 2022 SAP BUDGET	PY 2022 SAP ACTUAL	PY 2022 IDIS DRAWS
SAM-CATHOLIC CHARITIES	12557	-	32,476.12	32,476.12
SAM-HOUSTON HELP	12562	-	3,453.00	3,453.00
SAM-HACS	12567	-	78,333.00	78,333.00
SAM-BRENTWOOD	12582	-	18,471.95	18,471.95
SAM-CARING SAFE PLACE	12585	-	10,918.44	10,918.44
SAM-COALITION FOR THE HOMELESS	12645	-	510.11	510.11
SAM-HOUSTON HELP	12651	-	538.35	538.35
SAM-AAMA	12635	9,575.00	3,497.60	3,497.60
SAM-HACS	12592	9,089.38	9,089.38	9,089.38
SAM-AIDS FOUNDATION	Waiting on HUD#	-	13,119.99	-
SAM-CATHOLIC CHARITIES	Waiting on HUD#	77,382.49	-	-
SAM-HOUSTON SRO	Waiting on HUD#	15,190.00	-	-
SAM-SEARCH	Waiting on HUD#	4,274.00	-	-
SAM-GOODWILL	Waiting on HUD#	1,290.48	-	-
SAM-CARING SAFE PLACE	Waiting on HUD#	11,560.00	-	-
SAM-COALITION FOR THE HOMELESS	Waiting on HUD#	2,200.00	-	-
SAM-ACCESS CARE	Waiting on HUD#	29,700.00	-	-
Total Sponsor Admin		\$160,261.35	\$575,625.38	\$562,047.73
Support Services				
HSS-HOUSTON HELP	12335	-	2,390.49	2,390.49
HSS-MONTROSE	12338	-	2,292.81	2,292.81
HSS-HOUSTON SRO	12398	-	25,251.41	25,251.41
HSS-SEARCH	12420	-	6,646.27	6,646.27
HSS-HACS	12429	-	15,647.96	15,647.96
HSS-AIDS FOUNDATION	12436	-	261,356.86	261,356.86
HSS-CATHOLIC CHARITIES	12446	-	22,664.41	22,664.41
HSS-CATHOLIC CHARITIES	12447	-	50,000.00	46,413.25
HSS-AAMA	12455	-	55,000.00	135,342.78
HSS-AAMA	12455	-	80,342.78	-
HSS-BRENTWOOD	12459	-	28,425.73	91,541.19
HSS-BRENTWOOD	12459	-	63,115.46	-
HSS-CARING SAFE PLACE	12467	-	30,230.03	300,230.03
HSS-CARING SAFE PLACE	12467	-	270,000.00	-
HSS-ACCESS CARE	12474	-	112,782.60	112,782.60
HSS-MONTROSE	12483	-	95,755.00	95,755.00
HSS-VOLUNTEER LAWYERS	12491	-	18,260.73	18,260.73
HSS-GOODWILL	12493	-	86,130.27	86,130.27
HSS-HOUSTON HELP	12520	-	9,371.38	67,676.25
HSS-HOUSTON HELP	12520	-	58,304.87	-
HSS-AAMA	12527	-	104,579.62	104,579.62





PROJECT DESCRIPTION	HUD #	PY 2022 SAP BUDGET	PY 2022 SAP ACTUAL	PY 2022 IDIS DRAWS
HSS-MONTROSE	12547	-	30,601.79	52,601.79
HSS-MONTROSE	12547	-	22,000.00	-
HSS-HACS	12550	-	26,779.00	72,328.71
HSS-HACS	12550	-	45,549.71	-
HSS-HACS	12551	-	176,294.88	217,483.75
HSS-HACS	12551	-	41,188.87	-
HSS-SEARCH	12556	-	88,305.00	88,305.00
HSS-CATHOLIC CHARITIES	12558	-	70,006.19	70,006.19
HSS-CARING SAFE PLACE	12579	-	58,984.62	58,984.62
HSS-BRENTWOOD	12583	-	39,641.70	39,641.70
HSS-GOODWILL	12631	-	34,592.41	34,592.41
HSS-SEARCH	12650	-	3,702.14	3,702.14
HSS-SEARCH	12648	35,000.00	0.00	-
HSS-AIDS FOUNDATION	Waiting on HUD#	-	7,932.37	-
HSS-AAMA	Waiting on HUD#	81,102.40	-	-
HSS-CATHOLIC CHARITIES	Waiting on HUD#	155,456.58	-	-
HSS-Houston SRO	Waiting on HUD#	21,747.00	-	-
HSS-Houston Help	Waiting on HUD#	64,304.54	-	-
HSS-SEARCH	Waiting on HUD#	43,305.00	-	-
HSS-Caring Safe Place	Waiting on HUD#	142,847.23	-	-
HSS-Goodwill	Waiting on HUD#	175,000.00	-	-
HSS-BRENTWOOD	Waiting on HUD#	145,241.50	-	-
HSS-BRENTWOOD	Waiting on HUD#	25,000.00	-	-
HSS-ACCESS CARE	Waiting on HUD#	156,064.76	-	-
Total Support Services		\$1,045,069.01	\$2,044,127.36	\$2,032,608.24
Permanent Housing Placement (PHP)				
PHP-HACS	12401	-	26,387.22	26,387.22
PHP-ACCESS CARE	12475	-	24,366.00	24,366.00
PHP-MONTROSE	12548	-	1,190.00	7,727.23
PHP-MONTROSE	12548	-	6,537.23	-
PHP-MONTROSE	12552	-	5,828.27	6,028.27
PHP-MONTROSE	12552	-	200.00	-
PHP-HACS	12569	-	23,597.21	23,597.21
PHP-CATHOLIC CHARITIES	Waiting on HUD#	15,000.00	-	-
PHP-HACS	Waiting on HUD#	2,405.00	-	-
PHP-CATHOLIC CHARITIES	Waiting on HUD#	14,395.00	-	-
PHP-ACCESS CARE	Waiting on HUD#	25,000.00	-	-
PHP-CATHOLIC CHARITIES	Waiting on HUD#	2,057.32	-	-
Total PHP		\$58,857.32	\$88,105.93	\$88,105.93





PROJECT DESCRIPTION	HUD #	PY 2022 SAP BUDGET	PY 2022 SAP ACTUAL	PY 2022 IDIS DRAWS
Technical Assistance/Resource Identification				
THR-COALITION FOR THE HOMELESS	12472	-	1,821.66	1,821.66
THR-COALITION FOR THE HOMELESS	12580	-	7,096.89	65,588.38
THR-COALITION FOR THE HOMELESS	12580	-	58,491.49	-
THR-COALITION FOR THE HOMELESS	Waiting on HUD#	22,959.44	-	-
Total Technical Assistance/ Resource Identification		\$22,959.44	\$67,410.04	\$67,410.04
Tenant Based Rental Assistance (TBRA)				
TBR-HACS	12434	-	513,885.43	513,885.43
TBR-CATHOLIC CHARITIES	12443	-	136,000.00	158,721.52
TBR-CATHOLIC CHARITIES	12443	-	22,721.52	-
TBR-MONTROSE	12484	-	148,176.69	148,176.69
TBR-CATHOLIC CHARITIES	12560	-	231,918.56	231,918.56
TBR-HACS	12568	-	859,063.58	859,063.58
TBR-ACCESS CARE	12571	-	434,142.55	434,142.55
TBR-MONTROSE	12609	-	275,294.52	275,294.52
TBR-HACS	12461	2,337,462.81	709,793.97	709,793.97
TBR-CATHOLIC CHARITIES	Waiting on HUD#	197,709.19	-	-
Total TBRA		\$2,535,172.00	\$3,330,996.82	\$3,330,996.82
Unallocated				
UNA-SPONSOR ADMINISTRATION	Unallocated	601,674.65	-	-
UNA-OPERATING COSTS	Unallocated	1,772,506.92	-	-
UNA-Supportive Services	Unallocated	1,164,743.67	-	-
UNA-TBRA	Unallocated	200,000.00	-	-
UNA-STRMUA	Unallocated	1,782,457.70	-	-
UNA-RESOURCE ID/TECH ASST	Unallocated	82,558.56	-	-
Total Unallocated		\$5,603,941.50	-	-
HOPWA PROGRAM YEAR 2021 GRAND TOTAL		10,884,807.00	9,675,545.15	9,570,864.37



HOPWA-CV Program Spending Summary (CR05)

PROJECT DESCRIPTION	HUD #	PY 2022 SAP BUDGET	PY 2022 SAP ACTUAL	PY 2022 IDIS DRAWS
Grant Administration				
HOPWA-ADMIN-CARES ACT	12485	90,072.00	41,311.07	41,311.07
Total Grant Administration		\$ 90,072.00	\$ 41,311.07	\$ 41,311.07
Sponsor Administration				
SAM-CV-BRENTWOOD	12497	12,368.29	3,186.43	3,186.43
SAM-CV-CATHOLIC CHARITIES	12501	14,750.96	8,351.70	8,351.70
SAM-CV-MONTROSE	12508	66,019.00	21,606.77	21,606.77
SAM-CV-HACS	12511	18,575.00	9,491.22	9,491.22
UNA-SPONSOR ADMIN-CARES ACT	Unallocated	28,397.75	-	-
Total Sponsor Administration		\$140,111.00	\$ 42,636.12	\$ 42,636.12
STRMUA				
RMU-CV-BRENTWOOD	12498	103,856.63	58,592.95	58,592.95
RMU-CV-CATHOLIC CHARITIES	12502	245,336.46	182,257.26	182,257.26
RMU-CV-MONTROSE	12505	310,010.00	52,140.17	52,140.17
RMU-CV-HACS	12513	107,180.00	-	-
UNA-STRMUA-CARES ACT	Unallocated	43,626.91	-	-
Total STRMUA		\$810,010.00	\$292,990.38	\$292,990.38
Supportive Services				
HSS-CV-BRENTWOOD	12496	9,630.86	7,420.93	7,420.93
HSS-CV-CATHOLIC CHARITIES	12500	38,426.84	19,777.73	19,777.73
HSS-CV-MONTROSE	12507	85,701.86	24,347.42	24,347.42
HSS-CV-HACS	12514	60,000.00	59,135.15	59,135.15
UNA-SUPPORT SERVICES-CARES ACT	Unallocated	58,769.30	-	-
Total Supportive Services		\$252,528.86	\$110,681.23	\$110,681.23
Permanent Housing Placement				
PHP-CV-MONTROSE	12506	8,489.14	-	-
Total PHP		\$ 8,489.14	\$ -	-
Tenant-Based Rental Assistance				
TBR-CV-MONTROSE	12504	\$200,000.00	48,680.58	48,680.58
UNA-TBRA-CARES ACT	Unallocated	-	-	-
Total TBRA		\$200,000.00	\$ 48,680.58	\$ 48,680.58
HOPWA-CV PROGRAM YEAR 2021 GRAND TOTAL		\$1,501,211.00	\$536,299.38	\$536,299.38





ESG/HESG Program Spending Summary (CR05)

PROJECT DESCRIPTION	HUD #	PY 2021 SAP BUDGET	PY 2021 SAP ACTUAL	PY 2021 IDIS DRAWS
Administration				
ESN-CCC-EMERGENCY SHELTER	12486	-	77,743.00	77,743.00
HESG-ADMIN	12587	20,675.00	27,985.16	114,847.55
ESG ADM PS	12587	137,241.00	86,862.39	
Total Administration		\$157,916.00	\$192,590.55	\$192,590.55
Data Collection				
RRH-CCC-RAPID REHOUSING	12581	-	73,351.08	73,351.08
HMS-COALITION FOR THE HOMELESS	12646	84,130.00	5,844.06	5,844.06
UNA-HMIS	Unallocated	92.00	-	-
Total Data Collection		\$84,222.00	\$79,195.14	\$79,195.14
Prevention				
HESG-ADMIN	12546	-	346,870.16	346,870.16
ESN-CCC-EMERGENCY SHELTER	Waiting on HUD#	707,372.64	-	-
HPV-CCC-HOMELESS PREVENTION	Waiting on HUD#	536,915.00	-	-
Total Prevention		\$1,244,287.64	\$346,870.16	\$346,870.16
Rapid Rehousing				
#N/A	12510	-	432,932.18	432,932.18
RRH-CCC-RAPID REHOUSING	Waiting on HUD#	380,000.00	-	-
UNA-RAPID REHOUSING	Unallocated	188,498.00	-	-
Total Rapid Rehousing		\$568,498.00	\$432,932.18	\$432,932.18
Shelter				
UNA-EMERGENCY SHELTER	12422	-	50,624.36	50,624.36
UNA-HMIS	12499	-	660,527.95	660,527.95
UNA-EMERGENCY SHELTER	Unallocated	50,624.36	-	-
Total Shelter		\$50,624.36	\$711,152.31	\$711,152.31
HESG PROGRAM YEAR 2021 GRAND TOTAL		\$2,105,548.00	\$1,762,740.34	\$1,762,740.34



ESG-CV Program Spending Summary (CR05)

PROJECT DESCRIPTION	HUD #	PY 2021 SAP BUDGET	PY 2021 SAP ACTUAL	PY 2021 IDIS DRAWS
Data Collection				
UNA-HMIS-CARES ACT	Unallocated	-	-	-
Total Data Collection		-	-	-
Prevention				
HPV-CV-CATHOLIC CHARITIES	12546	2,740,488.00	-	-
UNA-HOMELESS PREV-CARES ACT	Unallocated	-	-	-
Total Prevention		2,740,488.00	-	-
Rapid Rehousing				
RRH-CV-CAREER & RECOVERY	12510	1,254,731.00	923,197.33	923,197.33
RRH-CV-SPRING BRANCH CHC	12510	668,071.00	483,045.65	483,045.65
RRH-CV-CATHOLIC CHARITIES	12510	371,036.00	157,786.15	157,786.15
RRH-CV-BAKER RIPLEY	12510	6,273,654.00	4,616,018.16	4,616,018.16
RRH-CV-HOUSTON HOUSING AUTHORI	12510	4,500,000.00	2,066,999.00	2,066,999.00
RRH-CV-HOUSTON HOUSING AUTHORI	12510	1,915,016.00	1,883,328.00	1,883,328.00
RRH-CV-AIDS FOUNDATION	12510	1,000,000.00	466,539.73	466,539.73
RRH-CV-SEARCH	12510	525,365.00	186,529.36	186,529.36
UNA-RAPID REHOUSING-CARES ACT	Unallocated	918,618.55	-	-
Total Rapid Rehousing		17,426,491.55	10,783,443.38	10,783,443.38
Shelter				
ESN-CV-HOUSTON AREA WOMENS CTR	12499	568,564.45	381,561.27	381,561.27
ESN-NAVIGATION CENTER	12499	3,500,000.00	1,121,857.94	1,121,857.94
UNA-EMERGENCY SHELTER-CARES	Unallocated	-	-	-
Total Shelter		4,068,564.45	1,503,419.21	1,503,419.21
Street Outreach				
STO-CV-COALITION FOR HOMELESS	12614	1,600,000.00	865,495.40	865,495.40
STO-CV-SEARCH	12614	176,635.00	62,363.39	62,363.39
UNA-STREET OUTREACH-CARES ACT	Unallocated	-	-	-
Total Street Outreach		1,776,635.00	927,858.79	927,858.79
Sponsor Administration				
ADM-CV-HOUSTON AREA WOMENS CTR	12486	25,130.22	6,429.90	6,429.90
ADM-CV-AIDS FOUNDATION	12486	100,000.00	26,871.59	26,871.59
ADM-CV-HOUSTON HOUSING AUTHORI	12486	250,000.00	-	-
ADM-CV-CATHOLIC CHARITIES	12486	100,000.00	-	-
Total Sponsor Administration		475,130.22	33,301.49	33,301.49
Program Administration				
ESG-ADMIN-CARES ACT	12486	1,227,425.53	461,152.06	461,152.06
ESGCV ADM OPS & COMP	12486	-	3,748.72	3,748.72
ESGCV ADM DIRECTORS OFFICE	12486	121,571.96	85,826.37	85,826.37
ESGCV ADM FINANCE	12486	102,591.00	102,061.83	102,061.83
ESGCV ADM GRANTS MANAGEMENT	12486	127,084.29	35,320.60	35,320.60
ESGCV ADM PS	12486	836,438.00	576,117.55	576,117.55
ESG-SPONSOR ADMIN-CARES ACT	Unallocated	-	-	-
Total Program Administration		2,415,110.78	1,264,227.13	1,264,227.13
ESG-CV PROGRAM YEAR 2021 GRAND TOTAL		28,902,420.00	14,512,250.00	14,512,250.00





Revenue/Program Income Report – CDBG and Section 108 Programs (CR15)

REVENUE DESCRIPTION	REVOLVING FUND GRANTEE	REVOLVING FUND SUBRECIPIENT	NON- REVOLVING FUND GRANTEE	NON- REVOLVING FUND SUBRECIPIENT	TOTAL PROGRAM INCOME
Rental Rehab Loans					
Principal Payment Rental Rehab	0.00	0.00	0.00	0.00	62,783.64
Interest Payment Rental Rehab	0.00	0.00	35,867.42	0.00	37,927.27
Subtotal Rental Rehab Loans	0.00	0.00	35,867.42	0.00	100,710.91
HHIP Loans					
Interest Payment HHIP	0.00	0.00	0.00	0.00	0.00
Other Fees HHIP	0.00	0.00	0.00	0.00	0.00
Subtotal HHIP Loans	0.00	0.00	0.00	0.00	(150.00)
Multi-Family Housing Loan					
Principal Payment MF Housing Loan	0.00	0.00	0.00	0.00	0.00
Principal Collected	0.00	0.00	64,097.55	0.00	0.00
Interest Payment MF Housing Loan	0.00	0.00	0.00	0.00	0.00
Subtotal Multi-Family Housing Loan	0.00	0.00	64,097.55	0.00	0.00
Affordable Housing					
Principal Payment Afford Housing	0.00	0.00	0.00	0.00	0.00
Interest Payment Afford Housing	0.00	0.00	41,718.80	0.00	41,718.80
Interest Payment SBL Loan	0.00	0.00	2,373.82		2,373.82
Subtotal Affordable Housing	0.00	0.00	44,092.62	0.00	44,092.62
Program Income					
Miscellaneous Revenue	0.00	0.00	27,244.73	0.00	27,244.73
Demolition	0.00	0.00	0.00	0.00	0.00
Prior Year Revenue	0.00	0.00	0.00	0.00	0.00
Administrative Fee - Licenses & Permits	0.00	0.00	0.00	0.00	0.00
Sale of Obsolete City Vehicles	0.00	0.00	0.00	0.00	0.00
Sale of Capital Assets/Land/Street	0.00	0.00	0.00	0.00	0.00
Building Space Rental Fee	0.00	0.00	0.00	0.00	0.00
Facility Rental Fee	0.00	0.00	0.00	0.00	0.00
Other Rental Fees	0.00	0.00	0.00	0.00	0.00
Subtotal Other Program Income	0.00	0.00	27,244.73	0.00	27,244.73
TOTAL PROGRAM INCOME	0.00	0.00	171,302.32	0.00	171,302.32





Program Income Uses and Beneficiary Information – Summary (CR05/CR50)

COMPLETED HOME ACTIVITIES FUNDED WITH PROGRAM INCOME DURING PY2021																	
Activity Type	Project Name	HOME Assisted Units	HUD Income % Category				Race					Household Type					Program Income Amount
			0 to 30%	30+ to 50%	50+ to 60%	60+ to 80%	Hispanic Yes/No	White	Black/African American	Asian	Other	Single, Non-Elderly	Elderly	Single Parent	Two Parent	Other	
New Construction	Fenix Estates	50	36	0	10	4	N/A	11	36	0	0	41	1	0	8	0	\$ 37,275.43
TBRA	HHA TBRA Program	0	0	0	0	0	0	0	0	0	0	0	0	0	0	0	\$ 47,270.11
TOTAL COMPLETED HOME ASSISTED ACTIVITIES FUNDED WITH PROGRAM INCOME																	\$ 84,545.54

IN-PROGRESS HOME ACTIVITIES FUNDED WITH PROGRAM INCOME DURING PY2021							
Activity Type	Project Name	HOME Assisted Units	HUD Income % Category	Total Units	Type	# of Disabled Units	Program Income Amount
TBRA	HHA TBRA Program	11	<= 50%	11	Seniors	0	\$ 221,444.64
		0	<= 60%				
TBRA	HHA TBRA Program-CV	335	<= 50%	335	Families	0	\$ 326.48
		0	<= 60%				
Acquisition & New Construction	Sunrise Lofts	2	<= 50%	89	Families/SRO	4	\$ 193,033.11
		7	<= 60%				
TOTAL IN-PROGRESS HOME ASSISTED ACTIVITIES FUNDED WITH PROGRAM INCOME							\$ 414,804.23
TOTAL PY2021 EARNED PROGRAM INCOME USED TO FUND ACTIVITIES							\$ 499,349.77



ESG SAGE Report





HUD ESG CAPER

Grant: ESG: Houston - TX - Report Type: CAPER

Report Date Range

7/1/2021 to 6/30/2022

Contact Information

First Name	Melody
Middle Name	
Last Name	Barr
Suffix	
Title	Deputy Assistant Director
Street Address 1	2100 Travis
Street Address 2	9th Floor
City	Houston
State	Texas
ZIP Code	77002
E-mail Address	melody.barr@houstontx.gov
Phone Number	(832)394-6124
Extension	
Fax Number	

Project types carried out during the program year

Components	Projects	Total Persons Reported	Total Households Reported
Emergency Shelter	5	707	449
Day Shelter	0	0	0
Transitional Housing	0	0	0
Total Emergency Shelter Component	5	707	449
Total Street Outreach	0	0	0
Total PH - Rapid Re-Housing	3	371	252
Total Homelessness Prevention	4	403	142

Grant Information

Emergency Shelter Rehab/Conversion

Did you create additional shelter beds/units through an ESG-funded rehab project	No
Did you create additional shelter beds/units through an ESG-funded conversion project	No

Data Participation Information

Are there any funded projects, except HMIS or Admin, which are <u>not listed on the Project Links and Uploads form</u> ? This includes projects in the HMIS and from VSP	No
How many of the VSP projects have a HUD approved plan and are using a template rather than a comparable database report uploaded?	0

Project Outcomes

Project outcomes are required for all CAPERS where the program year start date is 1-1-2021 or later. This form replaces the narrative in CR-70 of the eCon Planning Suite.

From the Action Plan that covered ESG for this reporting period copy and paste or retype the information in Question 5 on screen AP-90: "Describe performance standards for evaluating ESG."

In consultation with the Coalition and other ESG grantees within the CoC, HCD has developed program standards for Emergency Shelters (ES), Homelessness Prevention (HP), Rapid Re-Housing (RRH), and HMIS activities. HCD is not including performance standards for Street Outreach (SO) at this time as it did not fund activities related to SO in PY2021. CoC members will refine the performance standards to include those for SO in the proceeding program years.

The initial data collection is used to create baseline data. CoC members worked to establish community wide standards for common goals and measure progress toward those goals at a community and individual grantee level. HCD uses collected data on these outcomes to analyze effective programs and establish more measurable standards. The progress toward outcomes be used to establish the community standard for achieving them. HCD continues to operate under the ESG Written Standards that were updated in PY2019. ESG standards for performance are based on:

Number/percent of people exiting to a known place:

Outcome measured by evaluating HMIS data for client exits and helps improve data quality and provide better information on client outcomes for ES programs. Goal is to help the CoC measure and reduce the time people spend homeless by providing data on which program models are successful in reducing and eliminating client returns to homelessness. The data improves targeting of resources to high need clients who are returning to homelessness.

Number/percent of people assisted in overcoming a specific barrier to obtaining housing:

Outcome will be measured by detailing the types of barriers addressed and the steps to decreasing barriers so that clients using ES have more opportunities to access permanent, transitional housing and RRH services. HCD works to reduce the number of people living both on the street and in ES by reducing barriers that will increase the likelihood of positive housing outcomes for clients in ES.

Number/percent of people who increase income from entry to exit in emergency housing programs:

Outcome measures the reduction in barriers to housing for clients in ES. For HP and RRH, the CoC continues to use the same performance standards to measure the success of these interventions. HCD recognizes that clients who receive RRH assistance have a separate set of needs and likely higher barriers to maintaining permanent housing. Outcome goals will be different with similar program measurements.

Based on the information from the Action Plan response previously provided to HUD:

1. Briefly describe how you met the performance standards identified in A-90 this program year. *If they are not measurable as written type in N/A as the answer.*

HCD continues to work with The Way Home CoC to establish community-wide standards, common goals and coordinated plans of action to serve homeless and those at risk of homelessness and keep formerly homeless stably housed. HMIS is used to support analysis of performance against the established measures, benchmarks and goals. HCD met the stated performance standards after analyzing available HMIS data with assistance from the Coalition for the Homeless.

1) Number/percent of people exiting to a known place:

Based on data from Q23c - 887 out of 1,180 persons served (75.2%) exited to a known and positive housing destination and 11 persons were excluded.

2) Number/percent of people assisted in overcoming a specific barrier to obtaining housing:

Based on data from Q13a1 and Q13b1 - 624 persons reported a physical or mental health condition at entry and 440 reported at exit. 29.5% of persons overcame a reported barrier.

3) Number/percent of people who increase income from entry to exit in emergency housing programs:

Based on data from Q16 - 592 households reported No Income at start and 392 reported No Income at exit for leavers. 200 households (33.7%) increased their income from none. Of those with an income over \$1,000, the number at start rose from 117 to 154 at exit for an increase of 34.1%.

2. Briefly describe what you did not meet and why. *If they are not measurable as written type in N/A as the answer.*

N/A

OR

3. If your standards were not written as measurable, provide a sample of what you will change them to in the future? *If they were measurable and you answered above type in N/A as the answer.*

N/A

Financial Information

ESG Information from IDIS

As of 9/23/2022

FY	Grant Number	Current Authorized Amount	Funds Committed By Recipient	Funds Drawn	Balance Remaining	Obligation Date	Expenditure Deadline
2021	E21MC480018	\$2,105,548.00	\$1,866,333.64	\$131,866.92	\$1,973,681.08	7/28/2021	7/28/2023
2020	E20MC480018	\$2,103,240.00	\$2,103,240.00	\$1,815,413.13	\$287,826.87	6/23/2020	6/23/2022
2019	E19MC480018	\$2,031,897.00	\$2,031,897.00	\$2,031,897.00	\$0	7/23/2019	7/23/2021
2018	E18MC480018	\$1,963,864.63	\$1,963,864.63	\$1,963,864.63	\$0	7/20/2018	7/20/2020
2017	E17MC480018	\$1,993,229.00	\$1,993,229.00	\$1,993,229.00	\$0	9/22/2017	9/22/2019
2016	E16MC480018	\$2,012,200.00	\$2,012,200.00	\$2,012,200.00	\$0	8/3/2016	8/3/2018
2015	E15MC480018	\$2,027,628.00	\$2,027,628.00	\$2,027,628.00	\$0	7/22/2015	7/22/2017
Total		\$17,931,642.63	\$17,692,428.27	\$15,670,134.68	\$2,261,507.95		

Expenditures

	2021 Yes	2020 Yes	2019 Yes	2018 No	2017 No	2016 No	2015 No
	FY2021 Annual ESG Funds for	FY2020 Annual ESG Funds for	FY2019 Annual ESG Funds for				
Homelessness Prevention	Non-COVID	Non-COVID	COVID	Non-COVID	COVID		
Rental Assistance	0.00	0.00		0.00			
Relocation and Stabilization Services - Financial Assistance	0.00	346,870.16		0.00			
Relocation and Stabilization Services - Services	0.00	0.00		0.00			
Hazard Pay <i>(unique activity)</i>							
Landlord Incentives <i>(unique activity)</i>							
Volunteer Incentives <i>(unique activity)</i>							
Training <i>(unique activity)</i>							
Homeless Prevention Expenses	0.00	346,870.16	0.00	0.00	0.00		
	FY2021 Annual ESG Funds for	FY2020 Annual ESG Funds for	FY2019 Annual ESG Funds for				
Rapid Re-Housing	Non-COVID	Non-COVID	COVID	Non-COVID	COVID		
Rental Assistance	0.00	0.00		0.00			
Relocation and Stabilization Services - Financial Assistance	0.00	0.00		0.00			
Relocation and Stabilization Services - Services	0.00	432,932.18		0.00			
Hazard Pay <i>(unique activity)</i>							
Landlord Incentives <i>(unique activity)</i>							
Volunteer Incentives <i>(unique activity)</i>							
Training <i>(unique activity)</i>							
RRH Expenses	0.00	432,932.18	0.00	0.00	0.00		
	FY2021 Annual ESG Funds for	FY2020 Annual ESG Funds for	FY2019 Annual ESG Funds for				
Emergency Shelter	Non-COVID	Non-COVID	COVID	Non-COVID	COVID		
Essential Services	0.00	0.00		0.00			
Operations	0.00	660,527.95		50,624.36			
Renovation	0.00	0.00		0.00			
Major Rehab	0.00	0.00		0.00			
Conversion	0.00	0.00		0.00			
Hazard Pay <i>(unique activity)</i>							
Volunteer Incentives <i>(unique activity)</i>							
Training <i>(unique activity)</i>							
Emergency Shelter Expenses	0.00	660,527.95	0.00	50,624.36	0.00		
	FY2021 Annual ESG Funds for	FY2020 Annual ESG Funds for	FY2019 Annual ESG Funds for				
Temporary Emergency Shelter	Non-COVID	Non-COVID	COVID	Non-COVID	COVID		
Essential Services							
Operations							
Leasing existing real property or temporary structures							
Acquisition							
Renovation							
Hazard Pay <i>(unique activity)</i>							
Volunteer Incentives <i>(unique activity)</i>							
Training <i>(unique activity)</i>							
Other Shelter Costs							
Temporary Emergency Shelter Expenses			0.00		0.00		
	FY2021 Annual ESG Funds for	FY2020 Annual ESG Funds for	FY2019 Annual ESG Funds for				
Street Outreach	Non-COVID	Non-COVID	COVID	Non-COVID	COVID		
Essential Services	0.00	0.00		0.00			

Hazard Pay <i>(unique activity)</i>	0.00	0.00		0.00	
Volunteer Incentives <i>(unique activity)</i>	0.00	0.00		0.00	
Training <i>(unique activity)</i>	0.00	0.00		0.00	
Handwashing Stations/Portable Bathrooms <i>(unique activity)</i>	0.00	0.00		0.00	
Street Outreach Expenses	0.00	0.00	0.00	0.00	0.00

	FY2021 Annual ESG Funds for	FY2020 Annual ESG Funds for		FY2019 Annual ESG Funds for	
	Non-COVID	Non-COVID	COVID	Non-COVID	COVID
Other ESG Expenditures					
Cell Phones - for persons in CoC/YHDP funded projects <i>(unique activity)</i>					
Coordinated Entry COVID Enhancements <i>(unique activity)</i>					
Training <i>(unique activity)</i>					
Vaccine Incentives <i>(unique activity)</i>					
HMIS	5,844.06	73,351.08		0.00	
Administration	114,847.55	77,743.00		0.00	
Other Expenses	120,691.61	151,094.08	0.00	0.00	0.00
	FY2021 Annual ESG Funds for	FY2020 Annual ESG Funds for		FY2019 Annual ESG Funds for	
	Non-COVID	Non-COVID	COVID	Non-COVID	COVID
Total Expenditures	120,691.61	1,591,424.37	0.00	50,624.36	0.00
Match	120,691.61	1,591,424.37		50,624.36	

Total ESG expenditures plus match	241,383.22	3,182,848.74		101,248.72	
--	------------	--------------	--	------------	--

Total expenditures plus match for all years					3,525,480.68
--	--	--	--	--	--------------



ESG-CV SAGE Report



2021 ESG-CV CAPER Sage Report

FY2022 Q4

HUD ESG CAPER FY2022

Filters for this report	
Client ID	79010
Q4a record ID	(all)
Submission ID	
Report executed on	8/30/2022 4:51:56 PM

Report Date Range 7/1/2021 to 9/30/2021
Use data from this period FY2022 Q4
Report Type Quarterly

Q01a. Contact Information

First name	Melody
Middle name	
Last name	Barr
Suffix	
Title	Deputy Assistant Director
Street Address 1	2100 Travis, 9th Floor
Street Address 2	
City	Houston
State	Texas
ZIP Code	77002
E-mail Address	melody.barr@houstontx.gov
Phone Number	(832)394-6124
Extension	
Fax Number	

Q01b. Grant Information

ESG Information from IDIS As of 7/31/2022

Fiscal Year	Grant Number	Current Authorized Amount	Total Drawn	Balance	Obligation Date	Expenditure Deadline
2019	E-20-MW-48-0018	\$ 28,902,421.00	\$ 14,512,250.00	\$ 14,390,171.00	9/15/2022	9/30/2023
Total		\$ 28,902,421.00	\$ 14,512,250.00	\$ 14,390,171.00		

CAPER reporting includes funds used from fiscal year: 2019

Project types carried out during the program year this program year.	
Street Outreach	0
Emergency Shelter	1
Transitional Housing (grandfathered under ES)	0
Day Shelter (funded under ES)	0
Rapid Re-Housing	10
Homelessness Prevention	0

2021 ESG-CV CAPER Sage Report

FY2022 Q4

Q01c. Additional Information

HMIS

Comparable Database	
Are 100% of the project(s) funded through ESG, which are	Yes
Have all of the projects entered data into Sage via a CSV -	Yes
Are 100% of the project(s) funded through ESG, which are	Yes
Have all of the projects entered data into Sage via a CSV -	Yes

2021 ESG CAPER Sage Report

FY2022 Q4

Q04a: Project Identifiers in HMIS

Organization Name	Organization ID	Project Name	Project ID	Hmis Project Type	Method Of Tracking Es	Residential Affiliate	Residential Affiliate Ids	CoC Number	Geocode	Victim Service Provider	HMIS Software Name	Report Start Date	Report End Date	CSV Exception?	Uploaded via emailed hyperlink?
Career and Recovery Resources	HC7	CCHP Career &	20140	13				TX-700	482514	0	ClientTrack	7/1/2021	9/30/2021	No	Yes
Catholic Charities	HC8	CCHP Catholic	20154	13				TX-700	482514	0	ClientTrack	7/1/2021	9/30/2021	No	Yes
Catholic Charities	HC8	CCHP Catholic	20156	13				TX-700	482514	0	ClientTrack	7/1/2021	9/30/2021	No	Yes
Houston Housing Authority	HHA	CCHP Career &	20148	13				TX-700	482514	0	ClientTrack	7/1/2021	9/30/2021	No	Yes
Houston Housing Authority	HHA	CCHP Endeavo	20161	13				TX-700	482514	0	ClientTrack	7/1/2021	9/30/2021	No	Yes
Houston Housing Authority	HHA	CCHP SEARCH	20158	13				TX-700	482514	0	ClientTrack	7/1/2021	9/30/2021	No	Yes
BakerRipley	NCI	CCHP BR CoH	20151	13				TX-700	482514	0	ClientTrack	7/1/2021	9/30/2021	No	Yes
BakerRipley	NCI	CCHP BR CoH	20152	13				TX-700	482514	0	ClientTrack	7/1/2021	9/30/2021	No	Yes
Spring Branch Community Health Center	SBC	CCHP Spring B	20150	13				TX-700	482514	0	ClientTrack	7/1/2021	9/30/2021	No	Yes
Spring Branch Community Health Center	SBC	CCHP Spring B	20149	13				TX-700	482514	0	ClientTrack	7/1/2021	9/30/2021	No	Yes
Houston Area Women's Center	HAWC	CARES Act ESG	HAWCCV-ES-C	1	0	0	0	TX-700	482514	1	Apricot	7/1/2021	9/30/2021	No	Yes

Q05a: Report Validations Table

Total Number of Persons Served	1778
Number of Adults (Age 18 or Over)	1273
Number of Children (Under Age 18)	505
Number of Persons with Unknown Age	0
Number of Leavers	114
Number of Adult Leavers	89
Number of Adult and Head of Household Leavers	89
Number of Stayers	1664
Number of Adult Stayers	1184
Number of Veterans	8
Number of Chronically Homeless Persons	376
Number of Youth Under Age 25	65
Number of Parenting Youth Under Age 25 with Children	20
Number of Adult Heads of Household	1221
Number of Child and Unknown-Age Heads of Household	0
Heads of Households and Adult Stayers in the Project 365 Days or More	6

Q06a: Data Quality: Personally Identifying Information (PII)

Data Element	Client Doesn't Know/Refused	Information Missing	Data Issues	Total	% of Error Rate
Name	0	0	0	0	0%
Social Security Number	92	15	0	107	6.02%
Date of Birth	0	0	0	0	0%
Race	0	0	0	0	0%
Ethnicity	0	0	0	0	0%
Gender	0	0	0	0	0%
Overall Score				107	6.02%

Q06b: Data Quality: Universal Data Elements

	Error Count	% of Error Rate
Veteran Status	0	0%
Project Start Date	0	0%
Relationship to Head of Household	1	0.06%
Client Location	1	0.08%
Disabling Condition	3	0.17%

Q06c: Data Quality: Income and Housing Data Quality

	Error Count	% of Error Rate
Destination	21	18.42%
Income and Sources at Start	7	0.55%
Income and Sources at Annual Assessment	0	0
Income and Sources at Exit	2	2.25%

Q06d: Data Quality: Chronic Homelessness

	Count of Total Records	Missing Time in Institution	Missing Time in Housing	Approximate Date Started DK/R/missing	Number of Times DK/R/missing	Number of Months DK/R/missing	% of Records Unable to Calculate
ES, SH, Street Outreach	5	0	0	0	0	0	0
TH	0	0	0	0	0	0	0
PH (All)	1263	0	2	0	1	0	0.24%
Total	1268	0	2	0	1	0	0.24%

Q06e: Data Quality: Timeliness

	Number of Project Start Records	Number of Project Exit Records
0 days	194	67
1-3 Days	190	23
4-6 Days	144	7
7-10 Days	49	2
11+ Days	67	15

2021 ESG CAPER Sage Report

FY2022 Q4

Q06f: Data Quality: Inactive Records: Street Outreach & Emergency Shelter

	# of Records	# of Inactive Records	% of Inactive Records
Contact (Adults and Heads of Household in Street Outreach or ES - NBN)	5	0	0%
Bed Night (All Clients in ES - NBN)	5	0	0%

Q07a: Number of Persons Served

	Total	Without Children	With Children and Adults	With Only Children	Unknown Household Type
Adults	1273	1009	264		0
Children	505		505	0	0
Client Doesn't Know/ Client Refused	0	0	0	0	0
Data Not Collected	0	0	0	0	0
Total	1778	1009	769	0	0
For PSH & RRH – the total persons served who moved into housing	1550	877	673	0	0

Q07b: Point-in-Time Count of Persons on the Last Wednesday

	Total	Without Children	With Children and Adults	With Only Children	Unknown Household Type
January	287	149	138	0	0
April	702	416	286	0	0
July	1221	695	526	0	0
October	1510	836	674	0	0

Q08a: Households Served

2021 ESG CAPER Sage Report

FY2022 Q4

	Total	Without Children	With Children and Adults	With Only Children	Unknown Household Type
Total Households	1221	973	248	0	0
For PSH & RRH – the total households served who moved into housing	1065	847	218	0	0

Q08b: Point-in-Time Count of Households on the Last Wednesday

	Total	Without Children	With Children and Adults	With Only Children	Unknown Household Type
January	194	141	53	0	0
April	503	401	102	0	0
July	842	668	174	0	0
October	1030	810	220	0	0

Q09a: Number of Persons Contacted

	All Persons Contacted	First contact – NOT staying on the Streets, ES, or SH	First contact – WAS staying on Streets, ES, or SH	First contact – Worker unable to determine
Once	0	0	0	0
2-5 Times	0	0	0	0
6-9 Times	0	0	0	0
10+ Times	0	0	0	0
Total Persons Contacted	0	0	0	0

2021 ESG CAPER Sage Report

FY2022 Q4

Q09b: Number of Persons Engaged

	All Persons Contacted	First contact – NOT staying on the Streets, ES, or SH	First contact – WAS staying on Streets, ES, or SH	First contact – Worker unable to determine
Once	0	0	0	0
2-5 Contacts	0	0	0	0
6-9 Contacts	0	0	0	0
10+ Contacts	0	0	0	0
Total Persons Engaged	0	0	0	0
Rate of Engagement	0	0	0	0

Q10a: Gender of Adults

	All Persons Contacted	First contact – NOT staying on the Streets, ES, or SH	First contact – WAS staying on Streets, ES, or SH	First contact – Worker unable to determine
Male	596	577	19	0
Female	657	412	245	0
No Single Gender	0	0	0	0
Questioning	0	0	0	0
Transgender	20	20	0	0
Client Doesn't Know/Client Refused	0	0	0	0
Data Not Collected	0	0	0	0
Total	1273	1009	264	0

Trans Female (MTF or Male to Female)

Trans Male (FTM or Female to Male)

Effective 10/1/2021, this table contains a consolidated Transgender row which includes the sum of data from the previously separate Transgender rows, tagged with .

2021 ESG CAPER Sage Report

FY2022 Q4

Q10b: Gender of Children

	Total	With Children and Adults	With Only Children	Unknown Household Type
Male	260	260	0	0
Female	245	245	0	0
No Single Gender	0	0	0	0
Questioning	0	0	0	0
Transgender	0	0	0	0
Client Doesn't Know/Client Refus	0	0	0	0
Data Not Collected	0	0	0	0
Total	505	505	0	0

Trans Female (MTF or Male to Female)

Trans Male (FTM or Female to Male)

Effective 10/1/2021, this table contains a consolidated Transgender row which includes the sum of data from the previously separate Transgender rows, tagged with .

Q10c: Gender of Persons Missing Age Information

	Total	Without Children	With Children and Adults	With Only Children	Unknown Household Type
Male	0	0	0	0	0
Female	0	0	0	0	0
No Single Gender	0	0	0	0	0
Questioning	0	0	0	0	0
Transgender	0	0	0	0	0
Client Doesn't Know/Client Refus	0	0	0	0	0
Data Not Collected	0	0	0	0	0
Total	0	0	0	0	0

Trans Female (MTF or Male to Female)

Trans Male (FTM or Female to Male)

Effective 10/1/2021, this table contains a consolidated Transgender row which includes the sum of data from the previously separate Transgender rows, tagged with .

2021 ESG CAPER Sage Report

FY2022 Q4

Q10d: Gender by Age Ranges

	Total	Under Age 18	Age 18-24	Age 25-61	Age 62 and over	Client Doesn't Know/ Client Refused	Data Not Collected
Male	856	262	34	502	58	0	0
Female	902	245	62	566	29	0	0
No Single Gender	0	0	0	0	0	0	0
Questioning	0	0		0	0	0	0
Transgender	20	0	1	19	0	0	0
Client Doesn't Know/Client Refused	0	0	0	0	0	0	0
Data Not Collected	0	0	0	0	0	0	0
Total	1778	507	97	1087	87	0	0

Trans Female (MTF or Male to Female)

Trans Male (FTM or Female to Male)

Effective 10/1/2021, this table contains a consolidated Transgender row which includes the sum of data from the previously separate Transgender rows, tagged with .

Q11: Age

	Total	Without Children	With Children and Adults	With Only Children	Unknown Household Type
Under 5	158	0	158	0	0
5 - 12	248	0	248	0	0
13 - 17	99	0	99	0	0
18 - 24	93	62	31	0	0
25 - 34	291	183	108	0	0
35 - 44	336	247	89	0	0
45 - 54	281	253	28	0	0
55 - 61	180	176	4	0	0
62+	92	88	4	0	0
Client Doesn't Know/Client Refused	0	0	0	0	0
Data Not Collected	0	0	0	0	0
Total	1778	1009	769	0	0

2021 ESG CAPER
Sage Report

FY2022 Q4

Q12a: Race

	Total	Without Children	With Children and Adults	With Only Children	Unknown Household Type
White	396	255	141	0	0
Black or African American	1344	727	617	0	0
Asian	7	4	3	0	0
American Indian or Alaska Native	9	8	1	0	0
Native Hawaiian or Other Pacific	2	0	2	0	0
Multiple Races	20	15	5	0	0
Client Doesn't Know/Client Refus	0	0	0	0	0
Data Not Collected	0	0	0	0	0
Total	1778	1009	769	0	0

Q12b: Ethnicity

	Total	Without Children	With Children and Adults	With Only Children	Unknown Household Type
Non-Hispanic/Non-Latino	1573	888	685	0	0
Hispanic/Latino	205	121	84	0	0
Client Doesn't Know/Client Refus	0	0	0	0	0
Data Not Collected	0	0	0	0	0
Total	1778	1009	769	0	0

Q13a1: Physical and Mental Health Conditions at Start

	Total Persons	Without Children	Adults in HH with Children & Adults	Children in HH with Children & Adults	With Children and Adults	With Only Children	Unknown Household Type
Mental Health Problem	464	389	59	16	0	0	0
Alcohol Abuse	33	32	1	0	0	0	0
Drug Abuse	51	45	6	0	0	0	0
Both Alcohol and Drug Abuse	39	37	2	0	0	0	0
Chronic Health Condition	279	242	27	10	0	0	0
HIV/AIDS	117	114	3	0	0	0	0
Developmental Disability	69	38	4	27	0	0	0
Physical Disability	249	218	23	8	0	0	0

The "With Children and Adults" column is retired as of 10/1/2019 and replaced with the columns "Adults in HH with Children & Adults" and "Children in HH with Children & Adults".

Q13b1: Physical and Mental Health Conditions at Exit

	Total Persons	Without Children	Adults in HH with Children & Adults	Children in HH with Children & Adults	With Children and Adults	With Only Children	Unknown Household Type
Mental Health Problem	40	33	7	0		0	0
Alcohol Abuse	1	1	0	0		0	0
Drug Abuse	3	2	1	0		0	0
Both Alcohol and Drug Abuse	2	2	0	0		0	0
Chronic Health Condition	18	16	1	1		0	0
HIV/AIDS	5	4	1	0		0	0
Developmental Disability	3	1	1	1		0	0
Physical Disability	20	14	4	2		0	0

The "With Children and Adults" column is retired as of 10/1/2019 and replaced with the columns "Adults in HH with Children & Adults" and "Children in HH with Children & Adults".

Q13c1: Physical and Mental Health Conditions for Stayers

2021 ESG CAPER Sage Report

FY2022 Q4

	Total Persons	Without Children	Adults in HH with Children & Adults	Children in HH with Children & Adults	With Children and Adults	With Only Children	Unknown Household Type
Mental Health Disorder	423	355	52	16	0	0	0
Alcohol Abuse Disorder	32	31	1	0	0	0	0
Drug Use Disorder	47	42	5	0	0	0	0
Both Alcohol and Drug Abuse	37	35	2	0	0	0	0
Chronic Health Condition	260	225	26	9	0	0	0
HIV/AIDS	112	110	2	0	0	0	0
Developmental Disability	65	36	3	26	0	0	0
Physical Disability	228	203	19	6	0	0	0

The "With Children and Adults" column is retired as of 10/1/2019 and replaced with the columns "Adults in HH with Children & Adults" and "Children in HH with Children & Adults".

Q14a: Domestic Violence History

	Total	Without Children	With Children and Adults	With Only Children	Unknown Household Type
Yes	320	214	106	0	0
No	940	785	155	0	0
Client Doesn't Know/Client Refus	3	1	2	0	0
Data Not Collected	10	9	1	0	0
Total		1009	264	0	0

Q14b: Persons Fleeing Domestic Violence

	Total	Without Children	With Children and Adults	With Only Children	Unknown Household Type
Yes	197	118	79	0	0
No	122	95	27	0	0
Client Doesn't Know/Client Refus	0	0	0	0	0
Data Not Collected	1	1	0	0	0
Total	320	214	106	0	0

2021 ESG CAPER
Sage Report

FY2022 Q4

Q15: Living Situation

	Total	Without Children	With Children and Adults	With Only Children	Unknown Household Type
Homeless Situations					
Emergency shelter, including hotel or motel paid for with emergency shelter voucher	387	277	110	0	0
Transitional housing for homeless persons (including homeless youth)	1	1	0	0	0
Place not meant for habitation	864	714	150	0	0
Safe Haven	0	0	0	0	0
Host Home (non-crisis)	0	0	0	0	0
Interim Housing					
Subtotal	1252	992	260	0	0
Institutional Settings					
Psychiatric hospital or other psychiatric facility	1	1	0	0	0
Substance abuse treatment facility or detox center	0	0	0	0	0
Hospital or other residential non-psychiatric medical facility	2	2	0	0	0
Jail, prison or juvenile detention facility	0	0	0	0	0
Foster care home or foster care group home	0	0	0	0	0
Long-term care facility or nursing home	0	0	0	0	0
Residential project or halfway house with no homeless criteria	0	0	0	0	0
Subtotal	3	3	0	0	0
Other Locations					
Permanent housing (other than RRH) for formerly homeless persons	0	0	0	0	0
Owned by client, no ongoing housing subsidy	0	0	0	0	0
Owned by client, with ongoing housing subsidy	0	0	0	0	0
Rental by client, with RRH or equivalent subsidy	6	4	2	0	0
Rental by client, with HCV voucher (tenant or project based)	0	0	0	0	0
Rental by client in a public housing unit	0	0	0	0	0
Rental by client, no ongoing housing subsidy	2	2	0	0	0
Rental by client, with VASH subsidy	0	0	0	0	0

2021 ESG CAPER
Sage Report

FY2022 Q4

Q15: Living Situation

	Total	Without Children	With Children and Adults	With Only Children	Unknown Household Type
Rental by client with GPD TIP subsidy	0	0	0	0	0
Rental by client, with other housing subsidy (including RRH)	0	0	0	0	0
Hotel or motel paid for without emergency shelter voucher	2	2	0	0	0
Staying or living in a friend's room, apartment or house	5	4	1	0	0
Staying or living in a family member's room, apartment or house	1	1	0	0	0
Client Doesn't Know/Client Refused	0	0	0	0	0
Data Not Collected	2	1	1	0	0
Subtotal	18	14	4	0	0
Total	1273	1009	264	0	0

Interim housing is retired as of 10/1/2019.

2021 ESG CAPER
Sage Report

FY2022 Q4

Q16: Cash Income - Ranges

	Income at Start	Income at Latest Annual Assessment for Stayers	Income at Exit for Leavers
No income	818	0	55
\$1 - \$150	11	0	0
\$151 - \$250	12	0	0
\$251 - \$500	65	0	5
\$501 - \$1000	267	0	19
\$1,001 - \$1,500	75	0	5
\$1,501 - \$2,000	11	0	2
\$2,001+	4	0	1
Client Doesn't Know/Client Refused	0	0	0
Data Not Collected	9	0	2
Number of Adult Stayers Not Yet Required to Have an Annual Assessment	0	1184	0
Number of Adult Stayers Without Required Annual Assessment	0	0	0
Total Adults	1273	1184	89

2021 ESG CAPER
Sage Report

FY2022 Q4

Q17: Cash Income - Sources

	Income at Start	Income at Latest Annual Assessment for Stayers	Income at Exit for Leavers
Earned Income	104	1	9
Unemployment Insurance	49	0	3
SSI	142	0	8
SSDI	148	0	12
VA Service-Connected Disability Compensation	2	0	0
VA Non-Service Connected Disability Pension	0	0	0
Private Disability Insurance	0	0	0
Worker's Compensation	0	0	0
TANF or Equivalent	9	0	0
General Assistance	1	0	0
Retirement (Social Security)	6	0	0
Pension from Former Job	4	0	0
Child Support	25	0	1
Alimony (Spousal Support)	0	0	0
Other Source	14	0	1
Adults with Income Information at Start and Annual Assessment/Exit	0	1	87

2021 ESG CAPER
Sage Report

FY2022 Q4

Q19b: Disabling Conditions and Income for Adults at Exit

	AO: Adult with Disabling Condition	AO: Adult without Disabling Condition	AO: Total Adults	AO: % with Disabling Condition by Source	AC: Adult with Disabling Condition	AC: Adult without Disabling Condition	AC: Total Adults	AC: % with Disabling Condition by Source	UK: Adult with Disabling Condition	UK: Adult without Disabling Condition	UK: Total Adults	UK: % with Disabling Condition by Source
Earned Income	5	1	6	83.33%	1	1	2	50.00%	0	0	0	0
Supplemental Security Income (SSI)	3	1	4	75.00%	3	0	3	100.00%	0	0	0	0
Social Security Disability Insurance (SSDI)	10	1	11	90.91%	1	0	1	100.00%	0	0	0	0
VA Service-Connected Disability Compensation	0	0	0	0	0	0	0	0	0	0	0	0
Private Disability Insurance	0	0	0	0	0	0	0	0	0	0	0	0
Worker's Compensation	0	0	0	0	0	0	0	0	0	0	0	0
Temporary Assistance for Needy Families (TANF)	0	0	0	0	0	0	0	0	0	0	0	0
Retirement Income from Social Security	0	0	0	0	0	0	0	0	0	0	0	0
Pension or retirement income from a former job	0	0	0	0	0	0	0	0	0	0	0	0
Child Support	1	0	1	100.00%	0	0	0	0	0	0	0	0
Other source	3	1	4	75.00%	0	0	0	0	0	0	0	0
No Sources	20	32	49	40.82%	2	4	6	33.33%	0	0	0	0
Unduplicated Total Adults	40	36	73	0	7	5	12	0	0	0	0	0

2021 ESG CAPER Sage Report

FY2022 Q4

Q20a: Type of Non-Cash Benefit Sources

	Benefit at Start	Benefit at Latest Annual Assessment for Stayers	Benefit at Exit for Leavers
Supplemental Nutritional Assistance Program	572	0	39
WIC	30	0	1
TANF Child Care Services	22	0	1
TANF Transportation Services	21	0	1
Other TANF-Funded Services	24	0	1
Other Source	104	0	8

Q21: Health Insurance

	At Start	At Annual Assessment for Stayers	At Exit for Leavers
Medicaid	642	0	28
Medicare	134	0	11
State Children's Health Insurance Program	21	0	1
VA Medical Services	3	0	0
Employer Provided Health Insurance	5	0	2
Health Insurance Through COBRA	4	0	0
Private Pay Health Insurance	42	0	2
State Health Insurance for Adults	0	0	0
Indian Health Services Program	0	0	0
Other	0	0	0
No Health Insurance	954	0	64
Client Doesn't Know/Client Refused	10	0	6
Data Not Collected	32	0	6
Number of Stayers Not Yet Required to Have an Annual	0	1664	0
1 Source of Health Insurance	713	0	34
More than 1 Source of Health Insurance	69	0	5

2021 ESG CAPER Sage Report

FY2022 Q4

Q22a2: Length of Participation – ESG Projects

	Total	Leavers	Stayers
0 to 7 days	53	9	44
8 to 14 days	39	2	37
15 to 21 days	44	13	31
22 to 30 days	72	7	65
31 to 60 days	263	12	251
61 to 90 days	182	23	159
91 to 180 days	596	27	569
181 to 365 days	529	21	508
366 to 730 days (1-2 Yrs)	0	0	0
731 to 1,095 days (2-3 Yrs)	0	0	0
1,096 to 1,460 days (3-4 Yrs)	0	0	0
1,461 to 1,825 days (4-5 Yrs)	0	0	0
More than 1,825 days (> 5 Yrs)		0	0
Data Not Collected	0	0	0
Total	1778	114	1664

Q22c: Length of Time between Project Start Date and Housing Move-in Date

	Total	Without Children	With Children and Adults	With Only Children	Unknown Household Type
7 days or less	453	245	208	0	0
8 to 14 days	0	0	0	0	0
15 to 21 days	2	0	2	0	0
22 to 30 days	1	0	1	0	0
31 to 60 days	4	2	2	0	0
61 to 180 days	5	4	1	0	0
181 to 365 days	0	0	0	0	0
366 to 730 days (1-2 Yrs)	0	0	0	0	0
Total (persons moved into housing)	465	251	214	0	0
Average length of time to housing	1.51	1.86	1.09	0	0
Persons who were exited without move-in	48	31	17	0	0
Total persons	513	282	231	0	0

2021 ESG CAPER
Sage Report

FY2022 Q4

Q22d: Length of Participation by Household Type

	Total	Without Children	With Children and Adults	With Only Children	Unknown Household Type
7 days or less	53	33	20	0	0
8 to 14 days	39	24	15	0	0
15 to 21 days	44	32	12	0	0
22 to 30 days	72	49	23	0	0
31 to 60 days	263	119	144	0	0
61 to 90 days	182	100	82	0	0
91 to 180 days	596	349	247	0	0
181 to 365 days	529	303	226	0	0
366 to 730 days (1-2 Yrs)	0	0	0	0	0
731 to 1,095 days (2-3 Yrs)	0	0	0	0	0
1,096 to 1,460 days (3-4 Yrs)	0	0	0	0	0
1,461 to 1,825 days (4-5 Yrs)	0	0	0	0	0
More than 1,825 days (> 5 Yrs)	0	0	0	0	0
Data Not Collected	0	0	0	0	0
Total	1778	1009	769	0	0

Q22e: Length of Time Prior to Housing - based on 3.917 Date Homelessness Started

	Total	Without Children	With Children and Adults	With Only Children	Unknown Household Type
7 days or less	6	3	3	0	0
8 to 14 days	2	2	0	0	0
15 to 21 days	8	8	0	0	0
22 to 30 days	20	7	13	0	0
31 to 60 days	85	55	30	0	0
61 to 180 days	522	230	292	0	0
181 to 365 days	321	174	147	0	0
366 to 730 days (1-2 Yrs)	267	168	99	0	0
731 days or more	279	216	63	0	0
Total (persons moved into housing)	1510	863	647	0	0
Not yet moved into housing	218	122	96	0	0
Data not collected	42	16	26	0	0
Total persons	1770	1001	769	0	0

2021 ESG CAPER
Sage Report

FY2022 Q4

Q23c: Exit Destination – All persons

	Total	Without Children	With Children and Adults	With Only Children	Unknown Household Type
Permanent Destinations					
Moved from one HOPWA funded project to HOPWA PH	0	0	0	0	0
Owned by client, no ongoing housing subsidy	0	0	0	0	0
Owned by client, with ongoing housing subsidy	1	1	0	0	0
Rental by client, no ongoing housing subsidy	1	1	0	0	0
Rental by client, with VASH housing subsidy	0	0	0	0	0
Rental by client, with GPD TIP housing subsidy	0	0	0	0	0
Rental by client, with other ongoing housing subsidy	3	3	0	0	0
Permanent housing (other than RRH) for formerly homeless persons	1	1	0	0	0
Staying or living with family, permanent tenure	10	4	6	0	0
Staying or living with friends, permanent tenure	1	1	0	0	0
Rental by client, with RRH or equivalent subsidy	13	4	9	0	0
Rental by client, with HCV voucher (tenant or project based)	0	0	0	0	0
Rental by client in a public housing unit	0	0	0	0	0
Subtotal	30	15	15	0	0
Temporary Destinations					
Emergency shelter, including hotel or motel paid for with emergency shelter voucher	5	5	0	0	0
Moved from one HOPWA funded project to HOPWA TH	0	0	0	0	0
Transitional housing for homeless persons (including homeless youth)	1	1	0	0	0
Staying or living with family, temporary tenure (e.g. room, apartment or house)	1	1	0	0	0
Staying or living with friends, temporary tenure (e.g. room, apartment or house)	3	2	1	0	0
Place not meant for habitation (e.g., a vehicle, an abandoned building, bus/train/subway station/airport	32	24	8	0	0
Safe Haven	0	0	0	0	0
Hotel or motel paid for without emergency shelter voucher	0	0	0	0	0
Host Home (non-crisis)	0	0	0	0	0

2021 ESG CAPER
Sage Report

FY2022 Q4

Q23c: Exit Destination – All persons

	Total	Without Children	With Children and Adults	With Only Children	Unknown Household Type
Subtotal	42	33	9	0	0
Institutional Settings					
Foster care home or group foster care home	0	0	0	0	0
Psychiatric hospital or other psychiatric facility	0	0	0	0	0
Substance abuse treatment facility or detox center	0	0	0	0	0
Hospital or other residential non-psychiatric medical facility	1	1	0	0	0
Jail, prison, or juvenile detention facility	4	4	0	0	0
Long-term care facility or nursing home	0	0	0	0	0
Subtotal	5	5	0	0	0
Other Destinations					
Residential project or halfway house with no homeless criteria	0	0	0	0	0
Deceased	3	3	0	0	0
Other	13	7	6	0	0
Client Doesn't Know/Client Refused	1	1	0	0	0
Data Not Collected (no exit interview completed)	20	13	7	0	0
Subtotal		24	13	0	0
Total	114	77	37	0	0
Total persons exiting to positive housing destinations	36	21	15	0	0
Total persons whose destinations excluded them from the calculation	4	4	0	0	0
Percentage	32.73%	28.77%	40.54%	0	0

Q24: Homelessness Prevention Housing Assessment at Exit

	Total	Without Children	With Children and Adults	With Only Children	Unknown Household Type
Able to maintain the housing they had at project start--Without a subsidy	0	0	0	0	0
Able to maintain the housing they had at project start--With the subsidy they had at project start	0	0	0	0	0
Able to maintain the housing they had at project start--With an on-going subsidy acquired since project start	0	0	0	0	0
Able to maintain the housing they had at project start--Only with financial assistance other than a subsidy	0	0	0	0	0
Moved to new housing unit--With on-going subsidy	0	0	0	0	0
Moved to new housing unit--Without an on-going subsidy	0	0	0	0	0
Moved in with family/friends on a temporary basis	0	0	0	0	0
Moved in with family/friends on a permanent basis	0	0	0	0	0
Moved to a transitional or temporary housing facility or program	0	0	0	0	0
Client became homeless – moving to a shelter or other place unfit for human habitation	0	0	0	0	0
Client went to jail/prison	0	0	0	0	0
Client died	0	0	0	0	0
Client doesn't know/Client refused	0	0	0	0	0
Data not collected (no exit interview completed)	0	0	0	0	0
Total	0	0	0	0	0

Q25a: Number of Veterans

	Total	Without Children	With Children and Adults	Unknown Household Type
Chronically Homeless Veteran	0	0	0	0
Non-Chronically Homeless Veteran	8	8	0	0
Not a Veteran	1265	1001	264	0
Client Doesn't Know/Client Refused	0	0	0	0
Data Not Collected	0	0	0	0
Total	1273	1009	264	0

2021 ESG CAPER
Sage Report

FY2022 Q4

Q26b: Number of Chronically Homeless Persons by Household

	Total	Without Children	With Children and Adults	With Only Children	Unknown Household Type
Chronically Homeless	376	305	71	0	0
Not Chronically Homeless	1400	703	697	0	0
Client Doesn't Know/Client Refused	0	0	0	0	0
Data Not Collected	2	1	1	0	0
Total	1778	1009	769	0	0

2021 ESG-CV CAPER Sage Report

FY2022 Q5

HUD ESG CAPER FY2022

Filters for this report	
Client ID	79010
Q4a record ID	(all)
Submission ID	
Report executed on	8/30/2022 4:55:28 PM

Report Date Range 10/1/2021 to 12/31/2021
Use data from this period FY2022 Q5
Report Type Quarterly

Q01a. Contact Information

First name	Melody
Middle name	
Last name	Barr
Suffix	
Title	Deputy Assistant Director
Street Address 1	2100 Travis, 9th Floor
Street Address 2	
City	Houston
State	Texas
ZIP Code	77002
E-mail Address	melody.barr@houstontx.gov
Phone Number	(832)394-6124
Extension	
Fax Number	

Q01b. Grant Information

ESG Information from IDIS As of 7/31/2022

Fiscal Year	Grant Number	Current Authorized Amount	Total Drawn	Balance	Obligation Date	Expenditure Deadline
2019	E-20-MW-48-0018	\$ 28,902,421.00	\$ 14,512,250.00	\$ 14,390,171.00	9/15/2022	9/30/2023
Total		\$ 28,902,421.00	\$ 14,512,250.00	\$ 14,390,171.00		

CAPER reporting includes funds used from fiscal year: 2019

Project types carried out during the program year this program year.	
Street Outreach	1
Emergency Shelter	1
Transitional Housing (grandfathered under ES)	0
Day Shelter (funded under ES)	0
Rapid Re-Housing	11
Homelessness Prevention	0

2021 ESG-CV CAPER Sage Report

FY2022 Q5

Q01c. Additional Information

HMIS

Comparable Database	
Are 100% of the project(s) funded through ESG, which are	Yes
Have all of the projects entered data into Sage via a CSV -	Yes
Are 100% of the project(s) funded through ESG, which are	Yes
Have all of the projects entered data into Sage via a CSV -	Yes

2021 ESG CAPER Sage Report

FY2022 Q5

Q04a: Project Identifiers in HMIS

Organization Name	Organization ID	Project Name	Project ID	Hmis Project Type	Method Of Tracking Es	Residential Affiliate	Residential Affiliate Ids	CoC Number	Geocode	Victim Service Provider	HMIS Software Name	Report Start Date	Report End Date	CSV Exception?	Uploaded via emailed hyperlink?
Career and Recovery Resources	HC7	CCHP Career & Recovery CoH ESG RRH	20141	13				TX-700	482514	0	ClientTrack by Eccovia Solutions	10/1/2021	12/31/2021	No	Yes
Career and Recovery Resources	HC7	CCHP Career & Recovery CoH Navigation	20140	13				TX-700	482514	0	ClientTrack by Eccovia Solutions	10/1/2021	12/31/2021	No	Yes
Catholic Charities	HC8	CCHP Catholic Charities CoH Navigation	20154	13				TX-700	482514	0	ClientTrack by Eccovia Solutions	10/1/2021	12/31/2021	No	Yes
Catholic Charities	HC8	CCHP Catholic Charities CoH RRH	20156	13				TX-700	482514	0	ClientTrack by Eccovia Solutions	10/1/2021	12/31/2021	No	Yes
Houston Housing Authority	HHA	CCHP Endeavors CoH RRH	20161	13				TX-700	482514	0	ClientTrack by Eccovia Solutions	10/1/2021	12/31/2021	No	Yes
Houston Housing Authority	HHA	CCHP SEARCH CoH RRH	20158	13				TX-700	482514	0	ClientTrack by Eccovia Solutions	10/1/2021	12/31/2021	No	Yes
BakerRipley	NCI	CCHP BR CoH Navigation	20151	13				TX-700	482514	0	ClientTrack by Eccovia Solutions	10/1/2021	12/31/2021	No	Yes
BakerRipley	NCI	CCHP BR CoH RRH	20152	13				TX-700	482514	0	ClientTrack by Eccovia Solutions	10/1/2021	12/31/2021	No	Yes
Spring Branch Community Health Center	SBC	CCHP Spring Branch CoH Navigation	20150	13				TX-700	482514	0	ClientTrack by Eccovia Solutions	10/1/2021	12/31/2021	No	Yes
Spring Branch Community Health Center	SBC	CCHP Spring Branch CoH RRH	20149	13				TX-700	482514	0	ClientTrack by Eccovia Solutions	10/1/2021	12/31/2021	No	Yes

2021 ESG CAPER Sage Report

FY2022 Q5

Q04a: Project Identifiers in HMIS

Organization Name	Organization ID	Project Name	Project ID	Hmis Project Type	Method Of Tracking Es	Residential Affiliate	Residential Affiliate Ids	CoC Number	Geocode	Victim Service Provider	HMIS Software Name	Report Start Date	Report End Date	CSV Exception?	Uploaded via emailed hyperlink?
AIDS Foundation Houston	HC4	AF CoH ESG-CV HOME Now RRH	20259	13				TX-700	489201	0	ClientTrack by Eccovia Solutions	11/1/2021	12/31/2021	No	Yes
Coalition for the Homeless	HC1	CFTH ESG - Street Outreach	20134	4				TX-700	482514	0	ClientTrack by Eccovia Solutions	10/1/2021	12/31/2021	No	Yes
Houston Area Women's Center	HAWC	CARES Act ESG CV19 Domestic Violence Emergency Shelter Response	HAWCCV-ES-CV-1	1	0	0	0	TX-700	482514	1	Apricot	10/1/2021	12/31/2021	No	Yes

2021 ESG CAPER
Sage Report

FY2022 Q5

Q05a: Report Validations Table

Total Number of Persons Served	1946
Number of Adults (Age 18 or Over)	1427
Number of Children (Under Age 18)	519
Number of Persons with Unknown Age	0
Number of Leavers	147
Number of Adult Leavers	94
Number of Adult and Head of Household Leavers	94
Number of Stayers	1799
Number of Adult Stayers	1333
Number of Veterans	14
Number of Chronically Homeless Persons	434
Number of Youth Under Age 25	71
Number of Parenting Youth Under Age 25 with Children	24
Number of Adult Heads of Household	1368
Number of Child and Unknown-Age Heads of Household	0
Heads of Households and Adult Stayers in the Project 365 Days or More	68

Q06a: Data Quality: Personally Identifying Information (PII)

Data Element	Client Doesn't Know/Refused	Information Missing	Data Issues	Total	% of Error Rate
Name	0	0	0	0	0%
Social Security Number	89	0	2	91	4.68%
Date of Birth	0	0	0	0	0%
Race	1	0		1	0.05%
Ethnicity	0	0		0	0%
Gender	0	0		0	0%
Overall Score				91	4.68%

2021 ESG CAPER Sage Report

FY2022 Q5

Q06b: Data Quality: Universal Data Elements

	Error Count	% of Error Rate
Veteran Status	0	0%
Project Start Date	0	0%
Relationship to Head of Household	2	0.10%
Client Location	1	0.07%
Disabling Condition	7	0.36%

Q06c: Data Quality: Income and Housing Data Quality

	Error Count	% of Error Rate
Destination	20	13.61%
Income and Sources at Start	13	0.91%
Income and Sources at Annual Assessment	28	41.18%
Income and Sources at Exit	2	2.13%

Q06d: Data Quality: Chronic Homelessness

	Count of Total Records	Missing Time in Institution	Missing Time in Housing	Approximate Date Started DK/R/missing	Number of Times DK/R/missing	Number of Months DK/R/missing	% of Records Unable to Calculate
ES, SH, Street Outreach	103	0	0	0	0	0	0
TH	0	0	0	0	0	0	0
PH (All)	1324	0	2	0	0	1	0.22%
Total	1427						0.21%

Q06e: Data Quality: Timeliness

	Number of Project Start Records	Number of Project Exit Records
0 days	133	62
1-3 Days	81	21
4-6 Days	37	4
7-10 Days	23	22
11+ Days	43	38

2021 ESG CAPER Sage Report

FY2022 Q5

Q06f: Data Quality: Inactive Records: Street Outreach & Emergency Shelter

	# of Records	# of Inactive Records	% of Inactive Records
Contact (Adults and Heads of Household in Street Outreach or ES - NBN)	135	132	97.78%
Bed Night (All Clients in ES - NBN)	1	0	0%

Q07a: Number of Persons Served

	Total	Without Children	With Children and Adults	With Only Children	Unknown Household Type
Adults	1478	1198	280	0	0
Children	519		519	0	0
Client Doesn't Know/ Client Refused	0	0	0	0	0
Data Not Collected	1	0	0	0	1
Total	1998	1198	799	0	1
For PSH & RRH – the total persons served who moved into housing	1751	997	754	0	0

Q07b: Point-in-Time Count of Persons on the Last Wednesday

	Total	Without Children	With Children and Adults	With Only Children	Unknown Household Type
January	321	155	166	0	0
April	727	411	316	0	0
July	1245	688	557	0	0
October	1637	919	718	0	0

2021 ESG CAPER
Sage Report

FY2022 Q5

Q08a: Households Served

	Total	Without Children	With Children and Adults	With Only Children	Unknown Household Type
Total Households	1419	1159	259	0	1
For PSH & RRH – the total households served who moved into housing	1213	966	247	0	0

Q08b: Point-in-Time Count of Households on the Last Wednesday

	Total	Without Children	With Children and Adults	With Only Children	Unknown Household Type
January	210	148	62	0	0
April	510	397	113	0	0
July	847	663	184	0	0
October	1124	890	234	0	0

Q09a: Number of Persons Contacted

	All Persons Contacted	First contact – NOT staying on the Streets, ES, or SH	First contact – WAS staying on Streets, ES, or SH	First contact – Worker unable to determine
Once	145	0	144	1
2-5 Times	1	0	1	0
6-9 Times	0	0	0	0
10+ Times	0	0	0	0
Total Persons Contacted	146	0	145	1

Q09b: Number of Persons Engaged

	All Persons Contacted	First contact – NOT staying on the Streets, ES, or SH	First contact – WAS staying on Streets, ES, or SH	First contact – Worker unable to determine
Once	100	0	99	1
2-5 Contacts	1	0	1	0
6-9 Contacts	0	0	0	0
10+ Contacts	0	0	0	0
Total Persons Engaged	101	0	100	1
Rate of Engagement	69.18%	0	68.97%	100.00%

Q10a: Gender of Adults

	All Persons Contacted	First contact – NOT staying on the Streets, ES, or SH	First contact – WAS staying on Streets, ES, or SH	First contact – Worker unable to determine
Male	737	715	22	0
Female	719	461	258	0
No Single Gender	0	0	0	0
Questioning	1	1	0	0
Transgender	21	21	0	0
Client Doesn't Know/Client Refused	0	0	0	0
Data Not Collected	0	0	0	0
Total	1478	1198	280	0

Trans Female (MTF or Male to Female)

Trans Male (FTM or Female to Male)

Effective 10/1/2021, this table contains a consolidated Transgender row which includes the sum of data from the previously separate Transgender rows, tagged with .

Q10b: Gender of Children

	Total	With Children and Adults	With Only Children	Unknown Household Type
Male	272	272	0	0
Female	247	247	0	0
No Single Gender	0	0	0	0
Questioning	0	0	0	0
Transgender	0	0	0	0
Client Doesn't Know/Client Refused	0	0	0	0
Data Not Collected	0	0	0	0
Total	519	519	0	0

Trans Female (MTF or Male to Female)

Trans Male (FTM or Female to Male)

Effective 10/1/2021, this table contains a consolidated Transgender row which includes the sum of data from the previously separate Transgender rows, tagged with .

Q10c: Gender of Persons Missing Age Information

	Total	Without Children	With Children and Adults	With Only Children	Unknown Household Type
Male	0	0	0	0	0
Female	1	0	0	0	1
No Single Gender	0	0	0	0	0
Questioning	0	0	0	0	0
Transgender	0	0	0	0	0

2021 ESG CAPER Sage Report

FY2022 Q5

Client Doesn't Know/Client Refused	0	0	0	0	0
Data Not Collected	0	0	0	0	0
Total	1	0	0	0	1

Trans Female (MTF or Male to Female)

Trans Male (FTM or Female to Male)

Effective 10/1/2021, this table contains a consolidated Transgender row which includes the sum of data from the previously separate Transgender rows, tagged with .

Q10d: Gender by Age Ranges

	Total	Under Age 18	Age 18-24	Age 25-61	Age 62 and over	Client Doesn't Know/ Client Refused	Data Not Collected
Male	1009	276	35	628	70	0	0
Female	967	252	66	617	31	0	1
No Single Gender	0	0	0	0	0	0	0
Questioning	1	0		1	0	0	0
Transgender	21	0	2	19	0	0	0
Client Doesn't Know/Client Refused	0	0	0	0	0	0	0
Data Not Collected	0	0	0	0	0	0	0
Total	1998	528	103	1265	101	0	1

Trans Female (MTF or Male to Female)

Trans Male (FTM or Female to Male)

Effective 10/1/2021, this table contains a consolidated Transgender row which includes the sum of data from the previously separate Transgender rows, tagged with .

Q11: Age

	Total	Without Children	With Children and Adults	With Only Children	Unknown Household Type
Under 5	163	0	163	0	0
5 - 12	262	0	262	0	0
13 - 17	94	0	94	0	0
18 - 24	103	63	40		0

2021 ESG CAPER
Sage Report

FY2022 Q5

25 - 34	330	215	115		0
35 - 44	414	323	91		0
45 - 54	313	285	28		0
55 - 61	209	206	3		0
62+	109	106	3	0	0
Client Doesn't Know/Client Refus	0	0	0	0	0
Data Not Collected	1	0	0	0	1
Total	1998	1198	799	0	1

Q12a: Race

	Total	Without Children	With Children and Adults	With Only Children	Unknown Household Type
White	490	350	139	0	1
Black or African American	1460	816	644	0	0
Asian	8	5	3	0	0
American Indian or Alaska Native	8	7	1	0	0
Native Hawaiian or Other Pacific	2	0	2	0	0
Multiple Races	26	16	10	0	0
Client Doesn't Know/Client Refus	4	4	0	0	0
Data Not Collected	0	0	0	0	0
Total	1998	1198	799	0	1

Q12b: Ethnicity

	Total	Without Children	With Children and Adults	With Only Children	Unknown Household Type
Non-Hispanic/Non-Latino	1768	1054	713	0	1
Hispanic/Latino	230	144	86	0	0
Client Doesn't Know/Client Refus	0	0	0	0	0
Data Not Collected	0	0	0	0	0
Total	1998	1198	799	0	1

Q13a1: Physical and Mental Health Conditions at Start

	Total Persons	Without Children	Adults in HH with Children & Adults	Children in HH with Children & Adults	With Children and Adults	With Only Children	Unknown Household Type
Mental Health Problem	565	491	58	16		0	0
Alcohol Abuse	48	47	1	0		0	0
Drug Abuse	101	93	8	0		0	0
Both Alcohol and Drug Abuse	97	95	2	0		0	0
Chronic Health Condition	322	285	29	8		0	0
HIV/AIDS	126	122	4	0		0	0
Developmental Disability	110	79	3	28		0	0
Physical Disability	270	245	20	5		0	0

The "With Children and Adults" column is retired as of 10/1/2019 and replaced with the columns "Adults in HH with Children & Adults" and "Children in HH with Children & Adults".

Q13b1: Physical and Mental Health Conditions at Exit

	Total Persons	Without Children	Adults in HH with Children & Adults	Children in HH with Children & Adults	With Children and Adults	With Only Children	Unknown Household Type
Mental Health Problem	38	33	4	1		0	0
Alcohol Abuse	4	4	0	0		0	0
Drug Abuse	6	5	1	0		0	0
Both Alcohol and Drug Abuse	0	0	0	0		0	0
Chronic Health Condition	15	15	0	0		0	0
HIV/AIDS	7	6	1	0		0	0
Developmental Disability	3	3	0	0		0	0
Physical Disability	17	15	2	0		0	0

The "With Children and Adults" column is retired as of 10/1/2019 and replaced with the columns "Adults in HH with Children & Adults" and "Children in HH with Children & Adults".

Q13c1: Physical and Mental Health Conditions for Stayers

	Total Persons	Without Children	Adults in HH with Children & Adults	Children in HH with Children & Adults	With Children and Adults	With Only Children	Unknown Household Type
Mental Health Disorder	523	455	54	14		0	0
Alcohol Abuse Disorder	44	43	1	0		0	0
Drug Use Disorder	96	89	7	0		0	0
Both Alcohol and Drug Abuse	93	91	2	0		0	0
Chronic Health Condition	307	270	29	8		0	0
HIV/AIDS	118	115	3	0		0	0
Developmental Disability	104	76	3	25		0	0
Physical Disability	251	228	18	5		0	0

The "With Children and Adults" column is retired as of 10/1/2019 and replaced with the columns "Adults in HH with Children & Adults" and "Children in HH with Children & Adults".

Q14a: Domestic Violence History

	Total	Without Children	With Children and Adults	With Only Children	Unknown Household Type
Yes	321	213	108	0	0
No	1147	975	171	0	1
Client Doesn't Know/Client Refus	3	2	1	0	0
Data Not Collected	8	8	0	0	0
Total	1479	1198	280	0	1

Q14b: Persons Fleeing Domestic Violence

	Total	Without Children	With Children and Adults	With Only Children	Unknown Household Type
Yes	190	110	80	0	0
No	129	101	28	0	0
Client Doesn't Know/Client Refus	1	1	0	0	0
Data Not Collected	1	1	0	0	0
Total	321	213	108	0	0

2021 ESG CAPER
Sage Report

FY2022 Q5

Q15: Living Situation

	Total	Without Children	With Children and Adults	With Only Children	Unknown Household Type
Homeless Situations					
Emergency shelter, including hotel or motel paid for with emergency shelter voucher	392	281	111	0	0
Transitional housing for homeless persons (including homeless youth)	2	2	0	0	0
Place not meant for habitation	1066	899	166	0	1
Safe Haven	0	0	0	0	0
Host Home (non-crisis)	0	0	0	0	0
Interim Housing					
Subtotal	1460	1182	277	0	1
Institutional Settings					
Psychiatric hospital or other psychiatric facility	1	1	0	0	0
Substance abuse treatment facility or detox center	0	0	0	0	0
Hospital or other residential non-psychiatric medical facility	2	2	0	0	0
Jail, prison or juvenile detention facility	0	0	0	0	0
Foster care home or foster care group home	1	1	0	0	0
Long-term care facility or nursing home	0	0	0	0	0
Residential project or halfway house with no homeless criteria	0	0	0	0	0
Subtotal	4	4	0	0	0
Other Locations					
Permanent housing (other than RRH) for formerly homeless persons	0	0	0	0	0
Owned by client, no ongoing housing subsidy	0	0	0	0	0
Owned by client, with ongoing housing subsidy	0	0	0	0	0
Rental by client, with RRH or equivalent subsidy	9	7	2	0	0
Rental by client, with HCV voucher (tenant or project based)	0	0	0	0	0
Rental by client in a public housing unit	0	0	0	0	0
Rental by client, no ongoing housing subsidy	1	1	0	0	0
Rental by client, with VASH subsidy	0	0	0	0	0

2021 ESG CAPER
Sage Report

FY2022 Q5

Q15: Living Situation

	Total	Without Children	With Children and Adults	With Only Children	Unknown Household Type
Rental by client with GPD TIP subsidy	0	0	0	0	0
Rental by client, with other housing subsidy (including RRH)	0	0	0	0	0
Hotel or motel paid for without emergency shelter voucher	1	1	0	0	0
Staying or living in a friend's room, apartment or house	2	2	0	0	0
Staying or living in a family member's room, apartment or house	0	0	0	0	0
Client Doesn't Know/Client Refused	0	0	0	0	0
Data Not Collected	2	1	1	0	0
Subtotal	15	12	3	0	0
Total	1479	1198	280	0	1

Interim housing is retired as of 10/1/2019.

2021 ESG CAPER
Sage Report

FY2022 Q5

Q16: Cash Income - Ranges

	Income at Start	Income at Latest Annual Assessment for Stayers	Income at Exit for Leavers
No income	975	14	57
\$1 - \$150	12	0	1
\$151 - \$250	13	1	1
\$251 - \$500	64	2	4
\$501 - \$1000	296	11	20
\$1,001 - \$1,500	76	5	5
\$1,501 - \$2,000	12	0	2
\$2,001+	5	0	2
Client Doesn't Know/Client Refused	0	0	0
Data Not Collected	25	1	2
Number of Adult Stayers Not Yet Required to Have an Annual Assessment		1323	
Number of Adult Stayers Without Required Annual Assessment		27	
Total Adults	1478	1384	94

2021 ESG CAPER
Sage Report

FY2022 Q5

Q17: Cash Income - Sources

	Income at Start	Income at Latest Annual Assessment for Stayers	Income at Exit for Leavers
Earned Income	100	5	11
Unemployment Insurance	53	1	3
SSI	156	3	11
SSDI	165	7	10
VA Service-Connected Disability Compensation	2	0	0
VA Non-Service Connected Disability Pension	0	0	0
Private Disability Insurance	0	0	0
Worker's Compensation	1	0	0
TANF or Equivalent	9	1	0
General Assistance	1	0	0
Retirement (Social Security)	5	0	0
Pension from Former Job	5	0	0
Child Support	24	1	2
Alimony (Spousal Support)	0	0	0
Other Source	15	1	0
Adults with Income Information at Start and Annual Assessment/Exit		33	92

2021 ESG CAPER
Sage Report

FY2022 Q5

Q19b: Disabling Conditions and Income for Adults at Exit

	AO: Adult with Disabling Condition	AO: Adult without Disabling Condition	AO: Total Adults	AO: % with Disabling Condition by Source	AC: Adult with Disabling Condition	AC: Adult without Disabling Condition	AC: Total Adults	AC: % with Disabling Condition by Source	UK: Adult with Disabling Condition	UK: Adult without Disabling Condition	UK: Total Adults	UK: % with Disabling Condition by Source
Earned Income	2	4	6	33.33%	1	3	4	25.00%	0	0	0	0
Supplemental Security Income (SSI)	7	1	8	87.50%	0	3	3	0%	0	0	0	0
Social Security Disability Insurance (SSDI)	9	1	10	90.00%	0	0	0	0	0	0	0	0
VA Service-Connected Disability Compensation	0	0	0	0	0	0	0	0	0	0	0	0
Private Disability Insurance	0	0	0	0	0	0	0	0	0	0	0	0
Worker's Compensation	0	0	0	0	0	0	0	0	0	0	0	0
Temporary Assistance for Needy Families (TANF)	0	0	0	0	0	0	0	0	0	0	0	0
Retirement Income from Social Security	0	0	0	0	0	0	0	0	0	0	0	0
Pension or retirement income from a former job	0	0	0	0	0	0	0	0	0	0	0	0
Child Support	0	1	1	0%	0	1	1	0%	0	0	0	0
Other source	0	2	2	0%	1	0	1	100.00%	0	0	0	0
No Sources	23	25	48	47.92%	4	4	8	50.00%	0	0	0	0
Unduplicated Total Adults	39	34	73		6	11	17		0	0	0	

2021 ESG CAPER Sage Report

FY2022 Q5

Q20a: Type of Non-Cash Benefit Sources

	Benefit at Start	Benefit at Latest Annual Assessment for Stayers	Benefit at Exit for Leavers
Supplemental Nutritional Assistance Program	600	17	39
WIC	37	1	3
TANF Child Care Services	27	1	2
TANF Transportation Services	27	1	3
Other TANF-Funded Services	29	1	2
Other Source	110	4	5

Q21: Health Insurance

	At Start	At Annual Assessment for Stayers	At Exit for Leavers
Medicaid	671	25	41
Medicare	146	3	7
State Children's Health Insurance Program	21	4	0
VA Medical Services	5	0	0
Employer Provided Health Insurance	3	1	2
Health Insurance Through COBRA	3	0	0
Private Pay Health Insurance	45	3	2
State Health Insurance for Adults	0	0	0
Indian Health Services Program	0	0	0
Other	0	0	0
No Health Insurance	1131	23	82
Client Doesn't Know/Client Refused	7	0	1
Data Not Collected	42	43	16
Number of Stayers Not Yet Required to Have an Annual		1756	
1 Source of Health Insurance	742	22	44
More than 1 Source of Health Insurance	76	7	4

2021 ESG CAPER Sage Report

FY2022 Q5

Q22a2: Length of Participation – ESG Projects

	Total	Leavers	Stayers
0 to 7 days	1	1	0
8 to 14 days	25	1	24
15 to 21 days	29	1	28
22 to 30 days	25	3	22
31 to 60 days	175	11	164
61 to 90 days	133	23	110
91 to 180 days	509	44	465
181 to 365 days	1001	57	944
366 to 730 days (1-2 Yrs)	100	6	94
731 to 1,095 days (2-3 Yrs)	0	0	0
1,096 to 1,460 days (3-4 Yrs)	0	0	0
1,461 to 1,825 days (4-5 Yrs)	0	0	0
More than 1,825 days (> 5 Yrs)	0	0	0
Data Not Collected	0	0	0
Total	1998	147	1851

Q22c: Length of Time between Project Start Date and Housing Move-in Date

	Total	Without Children	With Children and Adults	With Only Children	Unknown Household Type
7 days or less	181	124	57	0	0
8 to 14 days	0	0	0	0	0
15 to 21 days	3	3	0	0	0
22 to 30 days	3	3	0	0	0
31 to 60 days	6	5	1	0	0
61 to 180 days	3	3	0	0	0
181 to 365 days	0	0	0	0	0
366 to 730 days (1-2 Yrs)	0	0	0	0	0
Total (persons moved into housing)	196	138	58	0	0
Average length of time to housing	3.58	4.68	0.97	0	0
Persons who were exited without move-in	49	27	22	0	0
Total persons	245	165	80	0	0

2021 ESG CAPER
Sage Report

FY2022 Q5

Q22d: Length of Participation by Household Type

	Total	Without Children	With Children and Adults	With Only Children	Unknown Household Type
7 days or less	1	1	0	0	0
8 to 14 days	25	22	3	0	0
15 to 21 days	29	24	4	0	1
22 to 30 days	25	22	3	0	0
31 to 60 days	175	149	26	0	0
61 to 90 days	133	88	45	0	0
91 to 180 days	509	271	238	0	0
181 to 365 days	1001	575	426	0	0
366 to 730 days (1-2 Yrs)	100	46	54	0	0
731 to 1,095 days (2-3 Yrs)	0	0	0	0	0
1,096 to 1,460 days (3-4 Yrs)	0	0	0	0	0
1,461 to 1,825 days (4-5 Yrs)	0	0	0	0	0
More than 1,825 days (> 5 Yrs)	0	0	0	0	0
Data Not Collected	0	0	0	0	0
Total	1998	1198	799	0	1

2021 ESG CAPER
Sage Report

FY2022 Q5

Q22e: Length of Time Prior to Housing - based on 3.917 Date Homelessness Started

	Total	Without Children	With Children and Adults	With Only Children	Unknown Household Type
7 days or less	16	7	9	0	0
8 to 14 days	2	2	0	0	0
15 to 21 days	8	8	0	0	0
22 to 30 days	24	11	13	0	0
31 to 60 days	94	61	33	0	0
61 to 180 days	592	283	308	0	1
181 to 365 days	420	224	196	0	0
366 to 730 days (1-2 Yrs)	324	220	104	0	0
731 days or more	383	315	68	0	0
Total (persons moved into housing)	1863	1131	731	0	1
Not yet moved into housing	89	46	43	0	0
Data not collected	46	21	25	0	0
Total persons	1998	1198	799	0	1

2021 ESG CAPER
Sage Report

FY2022 Q5

Q23c: Exit Destination – All persons

	Total	Without Children	With Children and Adults	With Only Children	Unknown Household Type
Permanent Destinations					
Moved from one HOPWA funded project to HOPWA PH	0	0	0	0	0
Owned by client, no ongoing housing subsidy	0	0	0	0	0
Owned by client, with ongoing housing subsidy	0	0	0	0	0
Rental by client, no ongoing housing subsidy	24	12	12	0	0
Rental by client, with VASH housing subsidy	0	0	0	0	0
Rental by client, with GPD TIP housing subsidy	0	0	0	0	0
Rental by client, with other ongoing housing subsidy	2	1	1	0	0
Permanent housing (other than RRH) for formerly homeless persons	1	1	0	0	0
Staying or living with family, permanent tenure	6	6	0	0	0
Staying or living with friends, permanent tenure	0	0	0	0	0
Rental by client, with RRH or equivalent subsidy	13	5	8	0	0
Rental by client, with HCV voucher (tenant or project based)	0	0	0	0	0
Rental by client in a public housing unit	6	2	4	0	0
Subtotal	52	27	25	0	0
Temporary Destinations					
Emergency shelter, including hotel or motel paid for with emergency shelter voucher	12	5	7	0	0
Moved from one HOPWA funded project to HOPWA TH	0	0	0	0	0
Transitional housing for homeless persons (including homeless youth)	0	0	0	0	0
Staying or living with family, temporary tenure (e.g. room, apartment or house)	14	5	9	0	0
Staying or living with friends, temporary tenure (e.g. room, apartment or house)	2	0	2	0	0
Place not meant for habitation (e.g., a vehicle, an abandoned building, bus/train/subway station/airport	24	12	12	0	0
Safe Haven	0	0	0	0	0
Hotel or motel paid for without emergency shelter voucher	0	0	0	0	0
Host Home (non-crisis)	0	0	0	0	0

2021 ESG CAPER
Sage Report

FY2022 Q5

Q23c: Exit Destination – All persons

	Total	Without Children	With Children and Adults	With Only Children	Unknown Household Type
Subtotal	52	22	30	0	0
Institutional Settings					
Foster care home or group foster care home	0	0	0	0	0
Psychiatric hospital or other psychiatric facility	0	0	0	0	0
Substance abuse treatment facility or detox center	1	1	0	0	0
Hospital or other residential non-psychiatric medical facility	3	3	0	0	0
Jail, prison, or juvenile detention facility	3	3	0	0	0
Long-term care facility or nursing home	0	0	0	0	0
Subtotal	7	7	0	0	0
Other Destinations					
Residential project or halfway house with no homeless criteria	0	0	0	0	0
Deceased	1	1	0	0	0
Other	15	11	4	0	0
Client Doesn't Know/Client Refused	5	4	1	0	0
Data Not Collected (no exit interview completed)	15	5	10	0	0
Subtotal	36	21	15	0	0
Total	147	77	70	0	0
Total persons exiting to positive housing destinations	52	27	25	0	0
Total persons whose destinations excluded them from the calculation	4	4	0	0	0
Percentage	36.36%	36.99%	35.71%	0	0

Q24: Homelessness Prevention Housing Assessment at Exit

	Total	Without Children	With Children and Adults	With Only Children	Unknown Household Type
Able to maintain the housing they had at project start--Without a subsidy	0	0	0	0	0
Able to maintain the housing they had at project start--With the subsidy they had at project start	0	0	0	0	0
Able to maintain the housing they had at project start--With an on-going subsidy acquired since project start	0	0	0	0	0
Able to maintain the housing they had at project start--Only with financial assistance other than a subsidy	0	0	0	0	0
Moved to new housing unit--With on-going subsidy	0	0	0	0	0
Moved to new housing unit--Without an on-going subsidy	0	0	0	0	0
Moved in with family/friends on a temporary basis	0	0	0	0	0
Moved in with family/friends on a permanent basis	0	0	0	0	0
Moved to a transitional or temporary housing facility or program	0	0	0	0	0
Client became homeless – moving to a shelter or other place unfit for human habitation	0	0	0	0	0
Client went to jail/prison	0	0	0	0	0
Client died	0	0	0	0	0
Client doesn't know/Client refused	0	0	0	0	0
Data not collected (no exit interview completed)	0	0	0	0	0
Total	0	0	0	0	0

Q25a: Number of Veterans

	Total	Without Children	With Children and Adults	Unknown Household Type
Chronically Homeless Veteran	5	5	0	0
Non-Chronically Homeless Veteran	13	13	0	0
Not a Veteran	1460	1180	280	0
Client Doesn't Know/Client Refused	0	0	0	0
Data Not Collected	0	0	0	0
Total	1478	1198	280	0

2021 ESG CAPER
Sage Report

FY2022 Q5

Q26b: Number of Chronically Homeless Persons by Household

	Total	Without Children	With Children and Adults	With Only Children	Unknown Household Type
Chronically Homeless	469	396	73	0	0
Not Chronically Homeless	1522	796	726	0	0
Client Doesn't Know/Client Refused	1	1	0	0	0
Data Not Collected	6	5	0	0	1
Total	1998	1198	799	0	1

2021 ESG-CV CAPER Sage Report

FY2022 Q6

HUD ESG CAPER FY2022

Filters for this report	
Client ID	79010
Q4a record ID	(all)
Submission ID	
Report executed on	8/30/2022 4:56:37 PM

Report Date Range 1/1/2022 to 3/31/2022
Use data from this period FY2022 Q6
Report Type Quarterly

Q01a. Contact Information

First name	Melody
Middle name	
Last name	Barr
Suffix	
Title	Deputy Assistant Director
Street Address 1	2100 Travis, 9th Floor
Street Address 2	
City	Houston
State	Texas
ZIP Code	77002
E-mail Address	melody.barr@houstontx.gov
Phone Number	(832)394-6124
Extension	
Fax Number	

Q01b. Grant Information

ESG Information from IDIS As of 7/31/2022

Fiscal Year	Grant Number	Current Authorized Amount	Total Drawn	Balance	Obligation Date	Expenditure Deadline
2019	E-20-MW-48-0018	\$ 28,902,421.00	\$ 14,512,250.00	\$ 14,390,171.00	9/15/2022	9/30/2023
Total		\$ 28,902,421.00	\$ 14,512,250.00	\$ 14,390,171.00		

CAPER reporting includes funds used from fiscal year: 2019

Project types carried out during the program year this program year.	
Street Outreach	7
Emergency Shelter	1
Transitional Housing (grandfathered under ES)	0
Day Shelter (funded under ES)	0
Rapid Re-Housing	11
Homelessness Prevention	0

2021 ESG-CV CAPER Sage Report

FY2022 Q6

Q01c. Additional Information

HMIS

Comparable Database	
Are 100% of the project(s) funded through ESG, which are	Yes
Have all of the projects entered data into Sage via a CSV -	Yes
Are 100% of the project(s) funded through ESG, which are	Yes
Have all of the projects entered data into Sage via a CSV -	Yes

2021 ESG CAPER Sage Report

FY2022 Q6

Q04a: Project Identifiers in HMIS

Organization Name	Organization ID	Project Name	Project ID	Hmis Project Type	Method Of Tracking Es	Residential Affiliate	Residential Affiliate Ids	CoC Number	Geocode	Victim Service Provider	HMIS Software Name	Report Start Date	Report End Date	CSV Exception?	Uploaded via emailed hyperlink?
Endeavors	END	CCHP Endeavors CoH RRH	20161	13				TX-700	482514	0	ClientTrack by Eccovia Solutions	1/1/2022	3/31/2022	No	Yes
SEARCH Homeless Services	HC2	CCHP SEARCH CoH RRH	20158	13				TX-700	482514	0	ClientTrack by Eccovia Solutions	1/1/2022	3/31/2022	No	Yes
AIDS Foundation Houston	HC4	AF CoH ESG-CV HOME Now RRH	20259	13				TX-700	489201	0	ClientTrack by Eccovia Solutions	1/1/2022	3/31/2022	No	Yes
Career and Recovery Resources	HC7	CCHP Career & Recovery CoH ESG RRH	20141	13				TX-700	482514	0	ClientTrack by Eccovia Solutions	1/1/2022	3/31/2022	No	Yes
Career and Recovery Resources	HC7	CCHP Career & Recovery CoH Navigation	20140	13				TX-700	482514	0	ClientTrack by Eccovia Solutions	1/1/2022	3/31/2022	No	Yes
Catholic Charities	HC8	CCHP Catholic Charities CoH Navigation	20154	13				TX-700	482514	0	ClientTrack by Eccovia Solutions	1/1/2022	3/31/2022	No	Yes
Catholic Charities	HC8	CCHP Catholic Charities CoH RRH	20156	13				TX-700	482514	0	ClientTrack by Eccovia Solutions	1/1/2022	3/31/2022	No	Yes
BakerRipley	NCI	CCHP BR CoH Navigation	20151	13				TX-700	482514	0	ClientTrack by Eccovia Solutions	1/1/2022	3/31/2022	No	Yes
BakerRipley	NCI	CCHP BR CoH RRH	20152	13				TX-700	482514	0	ClientTrack by Eccovia Solutions	1/1/2022	3/31/2022	No	Yes
Spring Branch Community Health Center	SBC	CCHP Spring Branch CoH Navigation	20150	13				TX-700	482514	0	ClientTrack by Eccovia Solutions	1/1/2022	3/31/2022	No	Yes

2021 ESG CAPER Sage Report

FY2022 Q6

Q04a: Project Identifiers in HMIS

Organization Name	Organization ID	Project Name	Project ID	Hmis Project Type	Method Of Tracking Es	Residential Affiliate	Residential Affiliate Ids	CoC Number	Geocode	Victim Service Provider	HMIS Software Name	Report Start Date	Report End Date	CSV Exception?	Uploaded via emailed hyperlink?
Spring Branch Community Health Center	SBC	CCHP Spring Branch CoH RRH	20149	13				TX-700	482514	0	ClientTrack by Eccovia Solutions	1/1/2022	3/31/2022	No	Yes
Coalition for the Homeless	HC1	CFTH ESG - Street Outreach	20134	4				TX-700	482514	0	ClientTrack by Eccovia Solutions	1/1/2022	3/31/2022	No	Yes
SEARCH Homeless Services	HC2	SEARCH DMD Outreach	19755	4				TX-700	4.82514E+11	0	ClientTrack by Eccovia Solutions	1/1/2022	3/31/2022	No	Yes
SEARCH Homeless Services	HC2	SEARCH Encampment Response Outreach	20268	4				TX-700	482514	0	ClientTrack by Eccovia Solutions	1/1/2022	3/31/2022	No	Yes
SEARCH Homeless Services	HC2	SEARCH HHSP Engagement	20098	4				TX-700	482514	0	ClientTrack by Eccovia Solutions	1/1/2022	3/31/2022	No	Yes
SEARCH Homeless Services	HC2	SEARCH MMD Outreach	20178	4				TX-700	482514	0	ClientTrack by Eccovia Solutions	1/1/2022	3/31/2022	No	Yes
SEARCH Homeless Services	HC2	SEARCH Mobile Outreach	17974	4				TX-700, TX-700	482514	0	ClientTrack by Eccovia Solutions	1/1/2022	3/31/2022	No	Yes
SEARCH Homeless Services	HC2	SEARCH PATH/Outreach	19759	4				TX-700	4.82514E+17	0	ClientTrack by Eccovia Solutions	1/1/2022	3/31/2022	No	Yes
Houston Area Women's Center	HAWC	CARES Act ESG CV19 Domestic Violence Emergency Shelter Response	HAWCCV-ES-CV-1	1	0	0	0	TX-700	482514	1	Apricot	1/1/2022	3/31/2022	No	Yes

2021 ESG CAPER Sage Report

FY2022 Q6

Q05a: Report Validations Table

Total Number of Persons Served	2249
Number of Adults (Age 18 or Over)	1753
Number of Children (Under Age 18)	496
Number of Persons with Unknown Age	0
Number of Leavers	280
Number of Adult Leavers	210
Number of Adult and Head of Household Leavers	210
Number of Stayers	1969
Number of Adult Stayers	1543
Number of Veterans	39
Number of Chronically Homeless Persons	621
Number of Youth Under Age 25	69
Number of Parenting Youth Under Age 25 with Children	21
Number of Adult Heads of Household	1691
Number of Child and Unknown-Age Heads of Household	0
Heads of Households and Adult Stayers in the Project 365 Days or More	237

Q06a: Data Quality: Personally Identifying Information (PII)

Data Element	Client Doesn't Know/Refused	Information Missing	Data Issues	Total	% of Error Rate
Name	0	0	0	0	0%
Social Security Number	66	0	8	74	3.29%
Date of Birth	0	0	3	3	0.13%
Race	3	2	0	5	0.22%
Ethnicity	0	0	0	0	0%
Gender	0	0	0	0	0%
Overall Score				82	3.65%

2021 ESG CAPER Sage Report

FY2022 Q6

Q06b: Data Quality: Universal Data Elements

	Error Count	% of Error Rate
Veteran Status	1	0.06%
Project Start Date	0	0%
Relationship to Head of Household	0	0%
Client Location	2	0.12%
Disabling Condition	4	0.18%

Q06c: Data Quality: Income and Housing Data Quality

	Error Count	% of Error Rate
Destination	2	0.71%
Income and Sources at Start	11	0.63%
Income and Sources at Annual Assessment	14	5.91%
Income and Sources at Exit	1	0.48%

Q06d: Data Quality: Chronic Homelessness

	Count of Total Records	Missing Time in Institution	Missing Time in Housing	Approximate Date Started DK/R/missing	Number of Times DK/R/missing	Number of Months DK/R/missing	% of Records Unable to Calculate
ES, SH, Street Outreach	497	0	0	1	2	1	0.40%
TH	0	0	0	0	0	0	0
PH (All)	1256	0	0	0	0	1	0.08%
Total	1753	0	0	0	0	0	0.17%

Q06e: Data Quality: Timeliness

	Number of Project Start Records	Number of Project Exit Records
0 days	290	148
1-3 Days	120	29
4-6 Days	48	26
7-10 Days	43	21
11+ Days	26	56

2021 ESG CAPER Sage Report

FY2022 Q6

Q06f: Data Quality: Inactive Records: Street Outreach & Emergency Shelter

	# of Records	# of Inactive Records	% of Inactive Records
Contact (Adults and Heads of Household in Street Outreach or ES - NBN)	335	302	90.15%
Bed Night (All Clients in ES - NBN)	0	0	0

Q07a: Number of Persons Served

	Total	Without Children	With Children and Adults	With Only Children	Unknown Household Type
Adults	1961	1680	281	0	0
Children	497	0	497	0	0
Client Doesn't Know/ Client Refused	0	0	0	0	0
Data Not Collected	0	0	0	0	0
Total	2458	1680	778	0	0
For PSH & RRH – the total persons served who moved into housing	1741	975	766	0	0

Q07b: Point-in-Time Count of Persons on the Last Wednesday

	Total	Without Children	With Children and Adults	With Only Children	Unknown Household Type
January	1893	1174	719	0	0
April	683	400	283	0	0
July	1180	672	508	0	0
October	1591	916	675	0	0

2021 ESG CAPER
Sage Report

FY2022 Q6

Q08a: Households Served

	Total	Without Children	With Children and Adults	With Only Children	Unknown Household Type
Total Households	1898	1641	257	0	0
For PSH & RRH – the total households served who moved into housing	1191	941	250	0	0

Q08b: Point-in-Time Count of Households on the Last Wednesday

	Total	Without Children	With Children and Adults	With Only Children	Unknown Household Type
January	1383	1145	238	0	0
April	487	384	103	0	0
July	817	646	171	0	0
October	1109	886	223	0	0

Q09a: Number of Persons Contacted

	All Persons Contacted	First contact – NOT staying on the Streets, ES, or SH	First contact – WAS staying on Streets, ES, or SH	First contact – Worker unable to determine
Once	601	6	595	0
2-5 Times	42	0	42	0
6-9 Times	4	0	4	0
10+ Times	0	0	0	0
Total Persons Contacted	647	6	641	0

Q09b: Number of Persons Engaged

	All Persons Contacted	First contact – NOT staying on the Streets, ES, or SH	First contact – WAS staying on Streets, ES, or SH	First contact – Worker unable to determine
Once	431	3	428	0
2-5 Contacts	8	0	8	0
6-9 Contacts	1	0	1	0
10+ Contacts	0	0	0	0
Total Persons Engaged	440	3	437	0
Rate of Engagement	68.01%	50.00%	68.17%	0

Q10a: Gender of Adults

	All Persons Contacted	First contact – NOT staying on the Streets, ES, or SH	First contact – WAS staying on Streets, ES, or SH	First contact – Worker unable to determine
Male	1109	1085	24	0
Female	827	570	257	0
No Single Gender	1	1	0	0
Questioning	1	1	0	0
Transgender	22	22	0	0
Client Doesn't Know/Client Refused	0	0	0	0
Data Not Collected	0	0	0	0
Total	1961	1680	281	0

Trans Female (MTF or Male to Female)

Trans Male (FTM or Female to Male)

Effective 10/1/2021, this table contains a consolidated Transgender row which includes the sum of data from the previously separate Transgender rows, tagged with .

Q10b: Gender of Children

	Total	With Children and Adults	With Only Children	Unknown Household Type
Male	263	263	0	0
Female	234	234	0	0
No Single Gender	0	0	0	0
Questioning	0	0	0	0
Transgender	0	0	0	0
Client Doesn't Know/Client Refused	0	0	0	0
Data Not Collected	0	0	0	0
Total	497	497	0	0

Trans Female (MTF or Male to Female)

Trans Male (FTM or Female to Male)

Effective 10/1/2021, this table contains a consolidated Transgender row which includes the sum of data from the previously separate Transgender rows, tagged with .

Q10c: Gender of Persons Missing Age Information

	Total	Without Children	With Children and Adults	With Only Children	Unknown Household Type
Male	0	0	0	0	0
Female	0	0	0	0	0
No Single Gender	0	0	0	0	0
Questioning	0	0	0	0	0
Transgender	0	0	0	0	0

2021 ESG CAPER Sage Report

FY2022 Q6

Client Doesn't Know/Client Refused	0	0	0	0	0
Data Not Collected	0	0	0	0	0
Total	0	0	0	0	0

Trans Female (MTF or Male to Female)

Trans Male (FTM or Female to Male)

Effective 10/1/2021, this table contains a consolidated Transgender row which includes the sum of data from the previously separate Transgender rows, tagged with .

Q10d: Gender by Age Ranges

	Total	Under Age 18	Age 18-24	Age 25-61	Age 62 and over	Client Doesn't Know/ Client Refused	Data Not Collected
Male	1372	270	37	930	135	0	0
Female	1061	239	75	704	43	0	0
No Single Gender	1	0	0	1	0	0	0
Questioning	1	0		1	0	0	0
Transgender	22	0	2	20	0	0	0
Client Doesn't Know/Client Refused	0	0	0	0	0	0	0
Data Not Collected	0	0	0	0	0	0	0
Total	2458	509	114	1657	178	0	0

Trans Female (MTF or Male to Female)

Trans Male (FTM or Female to Male)

Effective 10/1/2021, this table contains a consolidated Transgender row which includes the sum of data from the previously separate Transgender rows, tagged with .

Q11: Age

	Total	Without Children	With Children and Adults	With Only Children	Unknown Household Type
Under 5	153	0	153	0	0
5 - 12	246	0	246	0	0
13 - 17	98	0	98	0	0
18 - 24	114	74	40	0	0

2021 ESG CAPER
Sage Report

FY2022 Q6

25 - 34	382	271	111	0	0
35 - 44	522	428	94	0	0
45 - 54	433	403	30	0	0
55 - 61	318	315	3	0	0
62+	192	189	3	0	0
Client Doesn't Know/Client Refus	0	0	0	0	0
Data Not Collected	0	0	0	0	0
Total	2458	1680	778	0	0

Q12a: Race

	Total	Without Children	With Children and Adults	With Only Children	Unknown Household Type
White	620	475	145	0	0
Black or African American	1771	1148	623	0	0
Asian	13	10	3	0	0
American Indian or Alaska Native	13	12	1	0	0
Native Hawaiian or Other Pacific	5	3	2	0	0
Multiple Races	32	28	4	0	0
Client Doesn't Know/Client Refus	2	2	0	0	0
Data Not Collected	2	2	0	0	0
Total	2458	1680	778	0	0

Q12b: Ethnicity

	Total	Without Children	With Children and Adults	With Only Children	Unknown Household Type
Non-Hispanic/Non-Latino	2177	1488	689	0	0
Hispanic/Latino	281	192	89	0	0
Client Doesn't Know/Client Refus	0	0	0	0	0
Data Not Collected	0	0	0	0	0
Total	2458	1680	778	0	0

Q13a1: Physical and Mental Health Conditions at Start

	Total Persons	Without Children	Adults in HH with Children & Adults	Children in HH with Children & Adults	With Children and Adults	With Only Children	Unknown Household Type
Mental Health Problem	845	766	60	16		0	0
Alcohol Abuse	108	104	3	0		0	0
Drug Abuse	158	149	8	0		0	0
Both Alcohol and Drug Abuse	174	171	3	0		0	0
Chronic Health Condition	501	461	31	8		0	0
HIV/AIDS	144	142	2	0		0	0
Developmental Disability	177	146	4	27		0	0
Physical Disability	409	381	21	5		0	0

The "With Children and Adults" column is retired as of 10/1/2019 and replaced with the columns "Adults in HH with Children & Adults" and "Children in HH with Children & Adults".

Q13b1: Physical and Mental Health Conditions at Exit

	Total Persons	Without Children	Adults in HH with Children & Adults	Children in HH with Children & Adults	With Children and Adults	With Only Children	Unknown Household Type
Mental Health Problem	71	59	6	6		0	0
Alcohol Abuse	6	6	0	0		0	0
Drug Abuse	17	16	1	0		0	0
Both Alcohol and Drug Abuse	9	9	0	0		0	0
Chronic Health Condition	48	41	5	2		0	0
HIV/AIDS	20	20	0	0		0	0
Developmental Disability	19	15	0	4		0	0
Physical Disability	37	33	3	1		0	0

The "With Children and Adults" column is retired as of 10/1/2019 and replaced with the columns "Adults in HH with Children & Adults" and "Children in HH with Children & Adults".

2021 ESG CAPER Sage Report

FY2022 Q6

Q13c1: Physical and Mental Health Conditions for Stayers

	Total Persons	Without Children	Adults in HH with Children & Adults	Children in HH with Children & Adults	With Children and Adults	With Only Children	Unknown Household Type
Mental Health Disorder	771	707	54	10		0	0
Alcohol Abuse Disorder	102	99	3	0		0	0
Drug Use Disorder	141	134	7	0		0	0
Both Alcohol and Drug Abuse	164	161	3	0		0	0
Chronic Health Condition	451	419	26	6		0	0
HIV/AIDS	122	120	2	0		0	0
Developmental Disability	157	130	4	23		0	0
Physical Disability	369	347	18	4		0	0

The "With Children and Adults" column is retired as of 10/1/2019 and replaced with the columns "Adults in HH with Children & Adults" and "Children in HH with Children & Adults".

Q14a: Domestic Violence History

	Total	Without Children	With Children and Adults	With Only Children	Unknown Household Type
Yes	327	224	103	0	0
No	1276	1104	172	0	0
Client Doesn't Know/Client Refus	4	3	1	0	0
Data Not Collected	354	349	5	0	0
Total	1961	1680	281	0	0

Q14b: Persons Fleeing Domestic Violence

	Total	Without Children	With Children and Adults	With Only Children	Unknown Household Type
Yes	188	110	78	0	0
No	139	114	25	0	0
Client Doesn't Know/Client Refus	0	0	0	0	0
Data Not Collected	0	0	0	0	0
Total	327	224	103	0	0

2021 ESG CAPER
Sage Report

FY2022 Q6

Q15: Living Situation

	Total	Without Children	With Children and Adults	With Only Children	Unknown Household Type
Homeless Situations					
Emergency shelter, including hotel or motel paid for with emergency shelter voucher	373	272	101	0	0
Transitional housing for homeless persons (including homeless youth)	1	1	0	0	0
Place not meant for habitation	1563	1386	177	0	0
Safe Haven	0	0	0	0	0
Host Home (non-crisis)	0	0	0	0	0
Interim Housing					
Subtotal	1937	1659	278	0	0
Institutional Settings					
Psychiatric hospital or other psychiatric facility	0	0	0	0	0
Substance abuse treatment facility or detox center	1	1	0	0	0
Hospital or other residential non-psychiatric medical facility	2	2	0	0	0
Jail, prison or juvenile detention facility	3	3	0	0	0
Foster care home or foster care group home	1	1	0	0	0
Long-term care facility or nursing home	0	0	0	0	0
Residential project or halfway house with no homeless criteria	0	0	0	0	0
Subtotal	7	7	0	0	0
Other Locations					
Permanent housing (other than RRH) for formerly homeless persons	0	0	0	0	0
Owned by client, no ongoing housing subsidy	0	0	0	0	0
Owned by client, with ongoing housing subsidy	0	0	0	0	0
Rental by client, with RRH or equivalent subsidy	7	6	1	0	0
Rental by client, with HCV voucher (tenant or project based)	0	0	0	0	0
Rental by client in a public housing unit	0	0	0	0	0
Rental by client, no ongoing housing subsidy	0	0	0	0	0
Rental by client, with VASH subsidy	0	0	0	0	0

2021 ESG CAPER
Sage Report

FY2022 Q6

Q15: Living Situation

	Total	Without Children	With Children and Adults	With Only Children	Unknown Household Type
Rental by client with GPD TIP subsidy	0	0	0	0	0
Rental by client, with other housing subsidy (including RRH)	0	0	0	0	0
Hotel or motel paid for without emergency shelter voucher	1	1	0	0	0
Staying or living in a friend's room, apartment or house	5	5	0	0	0
Staying or living in a family member's room, apartment or house	2	0	2	0	0
Client Doesn't Know/Client Refused	0	0	0	0	0
Data Not Collected	2	2	0	0	0
Subtotal	17	14	3	0	0
Total	1961	1680	281	0	0

Interim housing is retired as of 10/1/2019.

2021 ESG CAPER
Sage Report

FY2022 Q6

Q16: Cash Income - Ranges

	Income at Start	Income at Latest Annual Assessment for Stayers	Income at Exit for Leavers
No income	1360	100	129
\$1 - \$150	22	0	0
\$151 - \$250	16	6	5
\$251 - \$500	82	10	10
\$501 - \$1000	344	65	39
\$1,001 - \$1,500	88	29	11
\$1,501 - \$2,000	13	4	7
\$2,001+	6	1	9
Client Doesn't Know/Client Refused	0	0	0
Data Not Collected	29	0	1
Number of Adult Stayers Not Yet Required to Have an Annual Assessment		1517	
Number of Adult Stayers Without Required Annual Assessment		18	
Total Adults	1961	1750	211

2021 ESG CAPER
Sage Report

FY2022 Q6

Q17: Cash Income - Sources

	Income at Start	Income at Latest Annual Assessment for Stayers	Income at Exit for Leavers
Earned Income	129	34	31
Unemployment Insurance	59	3	4
SSI	199	32	24
SSDI	193	37	22
VA Service-Connected Disability Compensation	12	0	0
VA Non-Service Connected Disability Pension	8	0	0
Private Disability Insurance	7	0	0
Worker's Compensation	8	0	0
TANF or Equivalent	17	3	1
General Assistance	8	0	0
Retirement (Social Security)	17	2	2
Pension from Former Job	12	1	0
Child Support	30	4	4
Alimony (Spousal Support)	7	0	0
Other Source	26	7	1
Adults with Income Information at Start and Annual Assessment/Exit		213	210

2021 ESG CAPER
Sage Report

FY2022 Q6

Q19b: Disabling Conditions and Income for Adults at Exit

	AO: Adult with Disabling Condition	AO: Adult without Disabling Condition	AO: Total Adults	AO: % with Disabling Condition by Source	AC: Adult with Disabling Condition	AC: Adult without Disabling Condition	AC: Total Adults	AC: % with Disabling Condition by Source	UK: Adult with Disabling Condition	UK: Adult without Disabling Condition	UK: Total Adults	UK: % with Disabling Condition by Source
Earned Income	12	8	20	60.00%	2	9	11	18.18%	0	0	0	0
Supplemental Security Income (SSI)	13	5	18	72.22%	4	2	6	66.67%	0	0	0	0
Social Security Disability Insurance (SSDI)	16	2	18	88.89%	3	1	4	75.00%	0	0	0	0
VA Service-Connected Disability Compensation	0	0	0	0	0	0	0	0	0	0	0	0
Private Disability Insurance	0	0	0	0	0	0	0	0	0	0	0	0
Worker's Compensation	0	0	0	0	0	0	0	0	0	0	0	0
Temporary Assistance for Needy Families (TANF)	1	0	1	100.00%	0	0	0	0	0	0	0	0
Retirement Income from Social Security	2	0	2	100.00%	0	0	0	0	0	0	0	0
Pension or retirement income from a former job	0	0	0	0	0	0	0	0	0	0	0	0
Child Support	0	1	1	0%	1	2	3	33.33%	0	0	0	0
Other source	1	1	2	50.00%	0	3	3	0%	0	0	0	0
No Sources	51	58	109	46.79%	1	19	20	5.00%	0	0	0	0
Unduplicated Total Adults	93	75	168		9	33	42		0	0	0	

2021 ESG CAPER Sage Report

FY2022 Q6

Q20a: Type of Non-Cash Benefit Sources

	Benefit at Start	Benefit at Latest Annual Assessment for Stayers	Benefit at Exit for Leavers
Supplemental Nutritional Assistance Program	630	116	78
WIC	41	3	3
TANF Child Care Services	32	2	2
TANF Transportation Services	31	2	3
Other TANF-Funded Services	33	3	2
Other Source	137	14	16

Q21: Health Insurance

	At Start	At Annual Assessment for Stayers	At Exit for Leavers
Medicaid	701	91	84
Medicare	175	26	8
State Children's Health Insurance Program	24	11	7
VA Medical Services	14	0	1
Employer Provided Health Insurance	3	1	0
Health Insurance Through COBRA	3	0	0
Private Pay Health Insurance	51	3	3
State Health Insurance for Adults	0	0	0
Indian Health Services Program	0	0	0
Other	0	0	0
No Health Insurance	1523	156	175
Client Doesn't Know/Client Refused	6	1	3
Data Not Collected	48	41	8
Number of Stayers Not Yet Required to Have an Annual		1862	
1 Source of Health Insurance	791	102	87
More than 1 Source of Health Insurance	90	15	8

2021 ESG CAPER Sage Report

FY2022 Q6

Q22a2: Length of Participation – ESG Projects

	Total	Leavers	Stayers
0 to 7 days	53	2	51
8 to 14 days	73	0	73
15 to 21 days	51	0	51
22 to 30 days	70	1	69
31 to 60 days	273	8	265
61 to 90 days	193	14	179
91 to 180 days	243	26	217
181 to 365 days	1060	102	958
366 to 730 days (1-2 Yrs)	441	128	313
731 to 1,095 days (2-3 Yrs)	1	0	1
1,096 to 1,460 days (3-4 Yrs)	0	0	0
1,461 to 1,825 days (4-5 Yrs)	0	0	0
More than 1,825 days (> 5 Yrs)	0	0	0
Data Not Collected	0	0	0
Total	2458	281	2177

Q22c: Length of Time between Project Start Date and Housing Move-in Date

	Total	Without Children	With Children and Adults	With Only Children	Unknown Household Type
7 days or less	78	27	51	0	0
8 to 14 days	0	0	0	0	0
15 to 21 days	0	0	0	0	0
22 to 30 days	5	0	5	0	0
31 to 60 days	0	0	0	0	0
61 to 180 days	0	0	0	0	0
181 to 365 days	0	0	0	0	0
366 to 730 days (1-2 Yrs)	0	0	0	0	0
Total (persons moved into housing)	83	27	56	0	0
Average length of time to housing	1.57	0	2.32	0	0
Persons who were exited without move-in	6	2	4	0	0
Total persons	89	29	60	0	0

2021 ESG CAPER
Sage Report

FY2022 Q6

Q22d: Length of Participation by Household Type

	Total	Without Children	With Children and Adults	With Only Children	Unknown Household Type
7 days or less	53	50	3	0	0
8 to 14 days	73	73	0	0	0
15 to 21 days	51	51	0	0	0
22 to 30 days	70	64	6	0	0
31 to 60 days	273	243	30	0	0
61 to 90 days	193	163	30	0	0
91 to 180 days	243	184	59	0	0
181 to 365 days	1060	599	461	0	0
366 to 730 days (1-2 Yrs)	441	252	189	0	0
731 to 1,095 days (2-3 Yrs)	1	1	0	0	0
1,096 to 1,460 days (3-4 Yrs)	0	0	0	0	0
1,461 to 1,825 days (4-5 Yrs)	0	0	0	0	0
More than 1,825 days (> 5 Yrs)	0	0	0	0	0
Data Not Collected	0	0	0	0	0
Total	2458	1680	778	0	0

2021 ESG CAPER
Sage Report

FY2022 Q6

Q22e: Length of Time Prior to Housing - based on 3.917 Date Homelessness Started

	Total	Without Children	With Children and Adults	With Only Children	Unknown Household Type
7 days or less	45	35	10	0	0
8 to 14 days	8	8	0	0	0
15 to 21 days	12	12	0	0	0
22 to 30 days	32	21	11	0	0
31 to 60 days	121	88	33	0	0
61 to 180 days	655	353	302	0	0
181 to 365 days	503	309	194	0	0
366 to 730 days (1-2 Yrs)	472	350	122	0	0
731 days or more	558	476	82	0	0
Total (persons moved into housing)	2406	1652	754	0	0
Not yet moved into housing	10	7	3	0	0
Data not collected	42	21	21	0	0
Total persons	2458	1680	778	0	0

2021 ESG CAPER
Sage Report

FY2022 Q6

Q23c: Exit Destination – All persons

	Total	Without Children	With Children and Adults	With Only Children	Unknown Household Type
Permanent Destinations					
Moved from one HOPWA funded project to HOPWA PH	1	0	1	0	0
Owned by client, no ongoing housing subsidy	2	2	0	0	0
Owned by client, with ongoing housing subsidy	1	1	0	0	0
Rental by client, no ongoing housing subsidy	100	52	48	0	0
Rental by client, with VASH housing subsidy	0	0	0	0	0
Rental by client, with GPD TIP housing subsidy	0	0	0	0	0
Rental by client, with other ongoing housing subsidy	2	2	0	0	0
Permanent housing (other than RRH) for formerly homeless persons	4	4	0	0	0
Staying or living with family, permanent tenure	10	6	4	0	0
Staying or living with friends, permanent tenure	3	2	1	0	0
Rental by client, with RRH or equivalent subsidy	36	19	17	0	0
Rental by client, with HCV voucher (tenant or project based)	0	0	0	0	0
Rental by client in a public housing unit	2	2	0	0	0
Subtotal	161	90	71	0	0
Temporary Destinations					
Emergency shelter, including hotel or motel paid for with emergency shelter voucher	12	6	6	0	0
Moved from one HOPWA funded project to HOPWA TH	0	0	0	0	0
Transitional housing for homeless persons (including homeless youth)	3	3	0	0	0
Staying or living with family, temporary tenure (e.g. room, apartment or house)	20	8	12	0	0
Staying or living with friends, temporary tenure (e.g. room, apartment or house)	21	9	12	0	0
Place not meant for habitation (e.g., a vehicle, an abandoned building, bus/train/subway station/airport	34	31	3	0	0
Safe Haven	3	3	0	0	0
Hotel or motel paid for without emergency shelter voucher	1	1	0	0	0
Host Home (non-crisis)	0	0	0	0	0

2021 ESG CAPER
Sage Report

FY2022 Q6

Q23c: Exit Destination – All persons

	Total	Without Children	With Children and Adults	With Only Children	Unknown Household Type
Subtotal	94	61	33	0	0
Institutional Settings					
Foster care home or group foster care home	0	0	0	0	0
Psychiatric hospital or other psychiatric facility	1	1	0	0	0
Substance abuse treatment facility or detox center	1	1	0	0	0
Hospital or other residential non-psychiatric medical facility	1	1	0	0	0
Jail, prison, or juvenile detention facility	5	5	0	0	0
Long-term care facility or nursing home	1	1	0	0	0
Subtotal	9	9	0	0	0
Other Destinations					
Residential project or halfway house with no homeless criteria	0	0	0	0	0
Deceased	4	4	0	0	0
Other	11	4	7	0	0
Client Doesn't Know/Client Refused	1	1	0	0	0
Data Not Collected (no exit interview completed)	1	1	0	0	0
Subtotal	17	10	7	0	0
Total	281	170	111	0	0
Total persons exiting to positive housing destinations	163	92	71	0	0
Total persons whose destinations excluded them from the calculation	6	6	0	0	0
Percentage	59.27%	56.10%	63.96%	0	0

Q24: Homelessness Prevention Housing Assessment at Exit

	Total	Without Children	With Children and Adults	With Only Children	Unknown Household Type
Able to maintain the housing they had at project start--Without a subsidy	0	0	0	0	0
Able to maintain the housing they had at project start--With the subsidy they had at project start	0	0	0	0	0
Able to maintain the housing they had at project start--With an on-going subsidy acquired since project start	0	0	0	0	0
Able to maintain the housing they had at project start--Only with financial assistance other than a subsidy	0	0	0	0	0
Moved to new housing unit--With on-going subsidy	0	0	0	0	0
Moved to new housing unit--Without an on-going subsidy	0	0	0	0	0
Moved in with family/friends on a temporary basis	0	0	0	0	0
Moved in with family/friends on a permanent basis	0	0	0	0	0
Moved to a transitional or temporary housing facility or program	0	0	0	0	0
Client became homeless – moving to a shelter or other place unfit for human habitation	0	0	0	0	0
Client went to jail/prison	0	0	0	0	0
Client died	0	0	0	0	0
Client doesn't know/Client refused	0	0	0	0	0
Data not collected (no exit interview completed)	0	0	0	0	0
Total	0	0	0	0	0

Q25a: Number of Veterans

	Total	Without Children	With Children and Adults	Unknown Household Type
Chronically Homeless Veteran	27	27	0	0
Non-Chronically Homeless Veteran	27	26	1	0
Not a Veteran	1906	1626	280	0
Client Doesn't Know/Client Refused	0	0	0	0
Data Not Collected	1	1	0	0
Total	1961	1680	281	0

2021 ESG CAPER
Sage Report

FY2022 Q6

Q26b: Number of Chronically Homeless Persons by Household

	Total	Without Children	With Children and Adults	With Only Children	Unknown Household Type
Chronically Homeless	712	638	74	0	0
Not Chronically Homeless	1744	1040	704	0	0
Client Doesn't Know/Client Refused	2	2	0	0	0
Data Not Collected	0	0	0	0	0
Total	2458	1680	778	0	0

2021 ESG-CV CAPER SAGE Report

FY2022 Q7

HUD ESG-CV CAPER FY2022

Filters for this report	
Client ID	79010
Q4a record ID	(all)
Submission ID	
Report executed on	8/30/2022 5:32:50 PM

Report Date Range	4/1/2022 to 6/30/2022
Use data from this period	FY2022 Q7
Report Type	Quarterly

Q01a. Contact Information

First name	Melody
Middle name	
Last name	Barr
Suffix	
Title	Deputy Assistant Director
Street Address 1	2100 Travis, 9th Floor
Street Address 2	
City	Houston
State	Texas
ZIP Code	77002
E-mail Address	melody.barr@houstontx.gov
Phone Number	(832)394-6124
Extension	
Fax Number	

Q01b. Grant Information

ESG Information from IDIS As of 7/31/2022

Fiscal Year	Grant Number	Current Authorized Amount	Total Drawn	Balance	Obligation Date	Expenditure Deadline
2019	E-20-MW-48-0018	\$ 28,902,421.00	\$ 14,512,250.00	\$ 14,390,171.00	9/15/2022	9/30/2023
Total		\$ 28,902,421.00	\$ 14,512,250.00	\$ 14,390,171.00		

CAPER reporting includes funds used from fiscal year: 2019

Project types carried out during the program year this program year.	
Street Outreach	7
Emergency Shelter	0
Transitional Housing (grandfathered under ES)	0
Day Shelter (funded under ES)	0
Rapid Re-Housing	11
Homelessness Prevention	0

2021 ESG-CV CAPER SAGE Report

FY2022 Q7

Q01c. Additional Information

HMIS

Comparable Database	
Are 100% of the project(s) funded through ESG, which are	Yes
Have all of the projects entered data into Sage via a CSV -	Yes
Are 100% of the project(s) funded through ESG, which are	Yes
Have all of the projects entered data into Sage via a CSV -	Yes

2021 ESG CAPER Sage Report

FY2022 Q7

Q04a: Project Identifiers in HMIS

Organization Name	Organization ID	Project Name	Project ID	Hmis Project Type	Method Of Tracking Es	Residential Affiliate	Residential Affiliate Ids	CoC Number	Geocode	Victim Service Provider	HMIS Software Name	Report Start Date	Report End Date	CSV Exception?	Uploaded via emailed hyperlink?
Endeavors	END	CCHP Endeavors CoH RRH	20161	13				TX-700	482514	0	ClientTrack by Eccovia Solutions	4/1/2022	6/30/2022	No	Yes
SEARCH Homeless Services	HC2	CCHP SEARCH CoH RRH	20158	13				TX-700	482514	0	ClientTrack by Eccovia Solutions	4/1/2022	6/30/2022	No	Yes
AIDS Foundation Houston	HC4	AF CoH ESG-CV HOME Now RRH	20259	13				TX-700	489201	0	ClientTrack by Eccovia Solutions	4/1/2022	6/30/2022	No	Yes
Career and Recovery Resources	HC7	CCHP Career & Recovery CoH ESG RRH	20141	13				TX-700	482514	0	ClientTrack by Eccovia Solutions	4/1/2022	6/30/2022	No	Yes
Career and Recovery Resources	HC7	CCHP Career & Recovery CoH Navigation	20140	13				TX-700	482514	0	ClientTrack by Eccovia Solutions	4/1/2022	6/30/2022	No	Yes
Catholic Charities	HC8	CCHP Catholic Charities CoH Navigation	20154	13				TX-700	482514	0	ClientTrack by Eccovia Solutions	4/1/2022	6/30/2022	No	Yes
Catholic Charities	HC8	CCHP Catholic Charities CoH RRH	20156	13				TX-700	482514	0	ClientTrack by Eccovia Solutions	4/1/2022	6/30/2022	No	Yes
BakerRipley	NCI	CCHP BR CoH Navigation	20151	13				TX-700	482514	0	ClientTrack by Eccovia Solutions	4/1/2022	6/30/2022	No	Yes
BakerRipley	NCI	CCHP BR CoH RRH	20152	13				TX-700	482514	0	ClientTrack by Eccovia Solutions	4/1/2022	6/30/2022	No	Yes
Spring Branch Community Health Center	SBC	CCHP Spring Branch CoH Navigation	20150	13				TX-700	482514	0	ClientTrack by Eccovia Solutions	4/1/2022	6/30/2022	No	Yes

2021 ESG CAPER Sage Report

FY2022 Q7

Q04a: Project Identifiers in HMIS

Organization Name	Organization ID	Project Name	Project ID	Hmis Project Type	Method Of Tracking Es	Residential Affiliate	Residential Affiliate Ids	CoC Number	Geocode	Victim Service Provider	HMIS Software Name	Report Start Date	Report End Date	CSV Exception?	Uploaded via emailed hyperlink?
Spring Branch Community Health Center	SBC	CCHP Spring Branch CoH RRH	20149	13				TX-700	482514	0	ClientTrack by Eccovia Solutions	4/1/2022	6/30/2022	No	Yes
Coalition for the Homeless	HC1	CFTH ESG - Street Outreach	20134	4				TX-700	482514	0	ClientTrack by Eccovia Solutions	4/1/2022	6/30/2022	No	Yes
SEARCH Homeless Services	HC2	SEARCH DMD Outreach	19755	4				TX-700	4.82514E+11	0	ClientTrack by Eccovia Solutions	4/1/2022	6/30/2022	No	Yes
SEARCH Homeless Services	HC2	SEARCH Encampment Response Outreach	20268	4				TX-700	482514	0	ClientTrack by Eccovia Solutions	4/1/2022	6/30/2022	No	Yes
SEARCH Homeless Services	HC2	SEARCH HHSP Engagement	20098	4				TX-700	482514	0	ClientTrack by Eccovia Solutions	4/1/2022	6/30/2022	No	Yes
SEARCH Homeless Services	HC2	SEARCH MMD Outreach	20178	4				TX-700	482514	0	ClientTrack by Eccovia Solutions	4/1/2022	6/30/2022	No	Yes
SEARCH Homeless Services	HC2	SEARCH Mobile Outreach	17974	4				TX-700, TX-700	482514	0	ClientTrack by Eccovia Solutions	4/1/2022	6/30/2022	No	Yes
SEARCH Homeless Services	HC2	SEARCH PATH/Outreach	19759	4				TX-700	4.82514E+17	0	ClientTrack by Eccovia Solutions	4/1/2022	6/30/2022	No	Yes

2021 ESG CAPER Sage Report

FY2022 Q7

Q05a: Report Validations Table

Total Number of Persons Served	1781
Number of Adults (Age 18 or Over)	1426
Number of Children (Under Age 18)	355
Number of Persons with Unknown Age	0
Number of Leavers	359
Number of Adult Leavers	280
Number of Adult and Head of Household Leavers	280
Number of Stayers	1422
Number of Adult Stayers	1146
Number of Veterans	37
Number of Chronically Homeless Persons	552
Number of Youth Under Age 25	33
Number of Parenting Youth Under Age 25 with Children	11
Number of Adult Heads of Household	1381
Number of Child and Unknown-Age Heads of Household	0
Heads of Households and Adult Stayers in the Project 365 Days or More	256

Q06a: Data Quality: Personally Identifying Information (PII)

Data Element	Client Doesn't Know/Refused	Information Missing	Data Issues	Total	% of Error Rate
Name	0	0	0	0	0%
Social Security Number	27	0	2	29	1.63%
Date of Birth	0	0	1	1	0.06%
Race	2	0	0	2	0.11%
Ethnicity	0	0	0	0	0%
Gender	0	0	0	0	0%
Overall Score				31	1.74%

2021 ESG CAPER Sage Report

FY2022 Q7

Q06b: Data Quality: Universal Data Elements

	Error Count	% of Error Rate
Veteran Status	0	0%
Project Start Date	1	0.06%
Relationship to Head of Household	0	0%
Client Location	1	0.07%
Disabling Condition	3	0.17%

Q06c: Data Quality: Income and Housing Data Quality

	Error Count	% of Error Rate
Destination	11	3.06%
Income and Sources at Start	6	0.42%
Income and Sources at Annual Assessment	3	1.17%
Income and Sources at Exit	1	0.36%

Q06d: Data Quality: Chronic Homelessness

	Count of Total Records	Missing Time in Institution	Missing Time in Housing	Approximate Date Started DK/R/missing	Number of Times DK/R/missing	Number of Months DK/R/missing	% of Records Unable to Calculate
ES, SH, Street Outreach	525			0	1	1	0.19%
TH	0	0	0	0	0	0	0
PH (All)	901	0	1	0	0	1	0.22%
Total	1426						0.21%

Q06e: Data Quality: Timeliness

	Number of Project Start Records	Number of Project Exit Records
0 days	306	167
1-3 Days	133	80
4-6 Days	30	31
7-10 Days	6	25
11+ Days	9	56

2021 ESG CAPER Sage Report

FY2022 Q7

Q06f: Data Quality: Inactive Records: Street Outreach & Emergency Shelter

	# of Records	# of Inactive Records	% of Inactive Records
Contact (Adults and Heads of Household in Street Outreach or ES - NBN)	218	178	81.65%
Bed Night (All Clients in ES - NBN)	0	0	0

Q07a: Number of Persons Served

	Total	Without Children	With Children and Adults	With Only Children	Unknown Household Type
Adults	1610	1414	196		0
Children	355		355	0	0
Client Doesn't Know/ Client Refused	0	0	0	0	0
Data Not Collected	0	0	0	0	0
Total	1965	1414	551	0	0
For PSH & RRH – the total persons served who moved into housing	1240	704	536	0	0

Q07b: Point-in-Time Count of Persons on the Last Wednesday

	Total	Without Children	With Children and Adults	With Only Children	Unknown Household Type
January	1261	751	510	0	0
April	1526	998	528	0	0
July	745	429	316	0	0
October	1080	624	456	0	0

2021 ESG CAPER
Sage Report

FY2022 Q7

Q08a: Households Served

	Total	Without Children	With Children and Adults	With Only Children	Unknown Household Type
Total Households	1564	1384	180	0	0
For PSH & RRH – the total households served who moved into housing	850	680	170	0	0

Q08b: Point-in-Time Count of Households on the Last Wednesday

	Total	Without Children	With Children and Adults	With Only Children	Unknown Household Type
January	892	729	163	0	0
April	1195	1027	168	0	0
July	519	414	105	0	0
October	750	603	147	0	0

Q09a: Number of Persons Contacted

	All Persons Contacted	First contact – NOT staying on the Streets, ES, or SH	First contact – WAS staying on Streets, ES, or SH	First contact – Worker unable to determine
Once	601	5	596	0
2-5 Times	44	0	44	0
6-9 Times	2	0	2	0
10+ Times	0	0	0	0
Total Persons Contacted	647	5	642	0

2021 ESG CAPER Sage Report

FY2022 Q7

Q09b: Number of Persons Engaged

	All Persons Contacted	First contact – NOT staying on the Streets, ES, or SH	First contact – WAS staying on Streets, ES, or SH	First contact – Worker unable to determine
Once	456	5	451	0
2-5 Contacts	9	0	9	0
6-9 Contacts	0	0	0	0
10+ Contacts	0	0	0	0
Total Persons Engaged	465	5	460	0
Rate of Engagement	71.87%	100.00%	71.65%	0

Q10a: Gender of Adults

	All Persons Contacted	First contact – NOT staying on the Streets, ES, or SH	First contact – WAS staying on Streets, ES, or SH	First contact – Worker unable to determine
Male	954	938	16	0
Female	639	459	180	0
No Single Gender	1	1	0	0
Questioning	0	0	0	0
Transgender	15	15	0	0
Client Doesn't Know/Client Refused	0	0	0	0
Data Not Collected	0	0	0	0
Total	1610	1414	196	0

Trans Female (MTF or Male to Female)

Trans Male (FTM or Female to Male)

Effective 10/1/2021, this table contains a consolidated Transgender row which includes the sum of data from the previously separate Transgender rows, tagged with .

2021 ESG CAPER Sage Report

FY2022 Q7

Q10b: Gender of Children

	Total	With Children and Adults	With Only Children	Unknown Household Type
Male	195	195	0	0
Female	160	160	0	0
No Single Gender	0	0	0	0
Questioning	0	0	0	0
Transgender	0	0	0	0
Client Doesn't Know/Client Refus	0	0	0	0
Data Not Collected	0	0	0	0
Total	355	355	0	0

Trans Female (MTF or Male to Female)

Trans Male (FTM or Female to Male)

Effective 10/1/2021, this table contains a consolidated Transgender row which includes the sum of data from the previously separate Transgender rows, tagged with .

Q10c: Gender of Persons Missing Age Information

	Total	Without Children	With Children and Adults	With Only Children	Unknown Household Type
Male	0	0	0	0	0
Female	0	0	0	0	0
No Single Gender	0	0	0	0	0
Questioning	0	0	0	0	0
Transgender	0	0	0	0	0
Client Doesn't Know/Client Refus	0	0	0	0	0
Data Not Collected	0	0	0	0	0
Total	0	0	0	0	0

Trans Female (MTF or Male to Female)

Trans Male (FTM or Female to Male)

Effective 10/1/2021, this table contains a consolidated Transgender row which includes the sum of data from the previously separate Transgender rows, tagged with .

2021 ESG CAPER
Sage Report

FY2022 Q7

Q10d: Gender by Age Ranges

	Total	Under Age 18	Age 18-24	Age 25-61	Age 62 and over	Client Doesn't Know/ Client Refused	Data Not Collected
Male	1149	200	22	795	132	0	0
Female	799	166	36	564	33	0	0
No Single Gender	1	0	0	1	0	0	0
Questioning	0	0		0	0	0	0
Transgender	15	0	0	15	0	0	0
Client Doesn't Know/Client Refused	0	0	0	0	0	0	0
Data Not Collected	0	0	0	0	0	0	0
Total	1965	366	58	1375	166	0	0

Trans Female (MTF or Male to Female)

Trans Male (FTM or Female to Male)

Effective 10/1/2021, this table contains a consolidated Transgender row which includes the sum of data from the previously separate Transgender rows, tagged with .

Q11: Age

	Total	Without Children	With Children and Adults	With Only Children	Unknown Household Type
Under 5	100		100	0	0
5 - 12	181		181	0	0
13 - 17	74		74	0	0
18 - 24	61	36	25		0
25 - 34	317	237	80		0
35 - 44	417	347	70		0
45 - 54	365	348	17		0
55 - 61	271	269	2		0
62+	179	177	2		0
Client Doesn't Know/Client Refused	0	0	0	0	0
Data Not Collected	0	0	0	0	0
Total	1965	1414	551	0	0

2021 ESG CAPER
Sage Report

FY2022 Q7

Q12a: Race

	Total	Without Children	With Children and Adults	With Only Children	Unknown Household Type
White	471	365	106	0	0
Black or African American	1444	1002	442	0	0
Asian	13	13	0	0	0
American Indian or Alaska Native	11	11	0	0	0
Native Hawaiian or Other Pacific	2	2	0	0	0
Multiple Races	23	20	3	0	0
Client Doesn't Know/Client Refus	1	1	0	0	0
Data Not Collected	0	0	0	0	0
Total	1965	1414	551	0	0

Q12b: Ethnicity

	Total	Without Children	With Children and Adults	With Only Children	Unknown Household Type
Non-Hispanic/Non-Latino	1726	1247	479	0	0
Hispanic/Latino	238	166	72	0	0
Client Doesn't Know/Client Refus	0	0	0	0	0
Data Not Collected	1	1	0	0	0
Total	1965	1414	551	0	0

Q13a1: Physical and Mental Health Conditions at Start

	Total Persons	Without Children	Adults in HH with Children & Adults	Children in HH with Children & Adults	With Children and Adults	With Only Children	Unknown Household Type
Mental Health Problem	763	702	47	9		0	0
Alcohol Abuse	71	69	1	0		0	0
Drug Abuse	133	127	6	0		0	0
Both Alcohol and Drug Abuse	152	149	2	0		0	0
Chronic Health Condition	409	377	23	6		0	0
HIV/AIDS	111	109	2	0		0	0
Developmental Disability	179	153	4	21		0	0
Physical Disability	368	349	15	3		0	0

The "With Children and Adults" column is retired as of 10/1/2019 and replaced with the columns "Adults in HH with Children & Adults" and "Children in HH with Children & Adults".

Q13b1: Physical and Mental Health Conditions at Exit

	Total Persons	Without Children	Adults in HH with Children & Adults	Children in HH with Children & Adults	With Children and Adults	With Only Children	Unknown Household Type
Mental Health Problem	136	121	11	4		0	0
Alcohol Abuse	9	9	0	0		0	0
Drug Abuse	18	17	1	0		0	0
Both Alcohol and Drug Abuse	22	21	1	0		0	0
Chronic Health Condition	81	76	4	1		0	0
HIV/AIDS	37	37	0	0		0	0
Developmental Disability	25	22	1	2		0	0
Physical Disability	54	53	1	0		0	0

The "With Children and Adults" column is retired as of 10/1/2019 and replaced with the columns "Adults in HH with Children & Adults" and "Children in HH with Children & Adults".

Q13c1: Physical and Mental Health Conditions for Stayers

	Total Persons	Without Children	Adults in HH with Children & Adults	Children in HH with Children & Adults	With Children and Adults	With Only Children	Unknown Household Type
Mental Health Disorder	630	589	36	5		0	0
Alcohol Abuse Disorder	61	60	1	0		0	0
Drug Use Disorder	115	110	5	0		0	0
Both Alcohol and Drug Abuse	133	132	1	0		0	0
Chronic Health Condition	328	304	19	5		0	0
HIV/AIDS	77	75	2	0		0	0
Developmental Disability	153	133	3	17		0	0
Physical Disability	316	299	14	3		0	0

The "With Children and Adults" column is retired as of 10/1/2019 and replaced with the columns "Adults in HH with Children & Adults" and "Children in HH with Children & Adults".

Q14a: Domestic Violence History

	Total	Without Children	With Children and Adults	With Only Children	Unknown Household Type
Yes	257	178	79	0	0
No	1186	1073	113	0	0
Client Doesn't Know/Client Refus	1	0	1	0	0
Data Not Collected	166	163	3	0	0
Total	1610	1414	196	0	0

Q14b: Persons Fleeing Domestic Violence

	Total	Without Children	With Children and Adults	With Only Children	Unknown Household Type
Yes	150	88	62	0	0
No	106	89	17	0	0
Client Doesn't Know/Client Refus	0	0	0	0	0
Data Not Collected	1	1	0	0	0
Total	257	178	79	0	0

2021 ESG CAPER
Sage Report

FY2022 Q7

Q15: Living Situation

	Total	Without Children	With Children and Adults	With Only Children	Unknown Household Type
Homeless Situations					
Emergency shelter, including hotel or motel paid for with emergency shelter voucher	275	210	65	0	0
Transitional housing for homeless persons (including homeless youth)	2	2	0	0	0
Place not meant for habitation	1320	1192	128	0	0
Safe Haven	0	0	0	0	0
Host Home (non-crisis)	0	0	0	0	0
Interim Housing					
Subtotal	1597	1404	193	0	0
Institutional Settings					
Psychiatric hospital or other psychiatric facility	0	0	0	0	0
Substance abuse treatment facility or detox center	0	0	0	0	0
Hospital or other residential non-psychiatric medical facility	2	2	0	0	0
Jail, prison or juvenile detention facility	0	0	0	0	0
Foster care home or foster care group home	0	0	0	0	0
Long-term care facility or nursing home	0	0	0	0	0
Residential project or halfway house with no homeless criteria	0	0	0	0	0
Subtotal	2	2	0	0	0
Other Locations					
Permanent housing (other than RRH) for formerly homeless persons	0	0	0	0	0
Owned by client, no ongoing housing subsidy	0	0	0	0	0
Owned by client, with ongoing housing subsidy	0	0	0	0	0
Rental by client, with RRH or equivalent subsidy	2	1	1	0	0
Rental by client, with HCV voucher (tenant or project based)	0	0	0	0	0
Rental by client in a public housing unit	0	0	0	0	0
Rental by client, no ongoing housing subsidy	1	1	0	0	0
Rental by client, with VASH subsidy	0	0	0	0	0

2021 ESG CAPER
Sage Report

FY2022 Q7

Q15: Living Situation

	Total	Without Children	With Children and Adults	With Only Children	Unknown Household Type
Rental by client with GPD TIP subsidy	0	0	0	0	0
Rental by client, with other housing subsidy (including RRH)	0	0	0	0	0
Hotel or motel paid for without emergency shelter voucher	1	0	1	0	0
Staying or living in a friend's room, apartment or house	3	2	1	0	0
Staying or living in a family member's room, apartment or house	2	2	0	0	0
Client Doesn't Know/Client Refused	0	0	0	0	0
Data Not Collected	2	2	0	0	0
Subtotal	11	8	3	0	0
Total	1610	1414	196	0	0

Interim housing is retired as of 10/1/2019.

2021 ESG CAPER
Sage Report

FY2022 Q7

Q16: Cash Income - Ranges

	Income at Start	Income at Latest Annual Assessment for Stayers	Income at Exit for Leavers
No income	1134	131	177
\$1 - \$150	11	1	3
\$151 - \$250	4	4	0
\$251 - \$500	57	11	9
\$501 - \$1000	300	68	72
\$1,001 - \$1,500	71	28	22
\$1,501 - \$2,000	10	6	4
\$2,001+	3	1	5
Client Doesn't Know/Client Refused	0	0	0
Data Not Collected	20	0	1
Number of Adult Stayers Not Yet Required to Have an Annual Assessment		1062	
Number of Adult Stayers Without Required Annual Assessment		5	
Total Adults	1610	1317	293

2021 ESG CAPER
Sage Report

FY2022 Q7

Q17: Cash Income - Sources

	Income at Start	Income at Latest Annual Assessment for Stayers	Income at Exit for Leavers
Earned Income	99	37	39
Unemployment Insurance	38	2	2
SSI	171	31	35
SSDI	179	40	35
VA Service-Connected Disability Compensation	12	0	3
VA Non-Service Connected Disability Pension	4	0	0
Private Disability Insurance	3	0	0
Worker's Compensation	4	0	0
TANF or Equivalent	12	3	1
General Assistance	4	0	0
Retirement (Social Security)	7	4	2
Pension from Former Job	6	0	2
Child Support	20	6	3
Alimony (Spousal Support)	3	0	0
Other Source	14	9	2
Adults with Income Information at Start and Annual Assessment/Exit		247	289

2021 ESG CAPER
Sage Report

FY2022 Q7

Q19b: Disabling Conditions and Income for Adults at Exit

	AO: Adult with Disabling Condition	AO: Adult without Disabling Condition	AO: Total Adults	AO: % with Disabling Condition by Source	AC: Adult with Disabling Condition	AC: Adult without Disabling Condition	AC: Total Adults	AC: % with Disabling Condition by Source	UK: Adult with Disabling Condition	UK: Adult without Disabling Condition	UK: Total Adults	UK: % with Disabling Condition by Source
Earned Income	14	19	33	42.42%	0	6	6	0%	0	0	0	0
Supplemental Security Income (SSI)	25	5	30	83.33%	2	1	3	66.67%	0	0	0	0
Social Security Disability Insurance (SSDI)	26	4	30	86.67%	2	3	5	40.00%	0	0	0	0
VA Service-Connected Disability Compensation	1	2	3	33.33%	0	0	0	0	0	0	0	0
Private Disability Insurance	0	0	0	0	0	0	0	0	0	0	0	0
Worker's Compensation	0	0	0	0	0	0	0	0	0	0	0	0
Temporary Assistance for Needy Families (TANF)	0	0	0	0	1	0	1	100.00%	0	0	0	0
Retirement Income from Social Security	2	0	2	100.00%	0	0	0	0	0	0	0	0
Pension or retirement income from a former job	0	1	1	0%	0	0	0	0	0	0	0	0
Child Support	0	0	0	0	0	3	3	0%	0	0	0	0
Other source	1	1	2	50.00%	1	0	1	100.00%	0	0	0	0
No Sources	89	58	147	60.54%	6	21	27	22.22%	0	0	0	0
Unduplicated Total Adults	155	89	244		10	33	43		0	0	0	

2021 ESG CAPER Sage Report

FY2022 Q7

Q20a: Type of Non-Cash Benefit Sources

	Benefit at Start	Benefit at Latest Annual Assessment for Stayers	Benefit at Exit for Leavers
Supplemental Nutritional Assistance Program	486	136	120
WIC	30	7	3
TANF Child Care Services	25	6	1
TANF Transportation Services	25	6	1
Other TANF-Funded Services	25	6	2
Other Source	115	21	19

Q21: Health Insurance

	At Start	At Annual Assessment for Stayers	At Exit for Leavers
Medicaid	563	123	108
Medicare	160	29	19
State Children's Health Insurance Program	15	12	3
VA Medical Services	7	0	2
Employer Provided Health Insurance	2	1	1
Health Insurance Through COBRA	3	0	1
Private Pay Health Insurance	43	3	11
State Health Insurance for Adults	0	0	0
Indian Health Services Program	0	0	0
Other	0	0	0
No Health Insurance	1213	187	222
Client Doesn't Know/Client Refused	4	0	2
Data Not Collected	38	22	17
Number of Stayers Not Yet Required to Have an Annual		1238	
1 Source of Health Insurance	628	124	118
More than 1 Source of Health Insurance	82	22	13

2021 ESG CAPER Sage Report

FY2022 Q7

Q22a2: Length of Participation – ESG Projects

	Total	Leavers	Stayers
0 to 7 days	77	8	69
8 to 14 days	31	1	30
15 to 21 days	50	0	50
22 to 30 days	70	0	70
31 to 60 days	205	4	201
61 to 90 days	201	6	195
91 to 180 days	139	32	107
181 to 365 days	600	85	515
366 to 730 days (1-2 Yrs)	591	236	355
731 to 1,095 days (2-3 Yrs)	1	0	1
1,096 to 1,460 days (3-4 Yrs)	0	0	0
1,461 to 1,825 days (4-5 Yrs)	0	0	0
More than 1,825 days (> 5 Yrs)	0	0	0
Data Not Collected	0	0	0
Total	1965	372	1593

Q22c: Length of Time between Project Start Date and Housing Move-in Date

	Total	Without Children	With Children and Adults	With Only Children	Unknown Household Type
7 days or less	6	6	0	0	0
8 to 14 days	0	0	0	0	0
15 to 21 days	0	0	0	0	0
22 to 30 days	0	0	0	0	0
31 to 60 days	0	0	0	0	0
61 to 180 days	0	0	0	0	0
181 to 365 days	0	0	0	0	0
366 to 730 days (1-2 Yrs)	0	0	0	0	0
Total (persons moved into housing)	6	6	0	0	0
Average length of time to housing	0	0	0	0	0
Persons who were exited without move-in	1	1	0	0	0
Total persons	7	7	0	0	0

2021 ESG CAPER
Sage Report

FY2022 Q7

Q22d: Length of Participation by Household Type

	Total	Without Children	With Children and Adults	With Only Children	Unknown Household Type
7 days or less	77	71	6	0	0
8 to 14 days	31	30	1	0	0
15 to 21 days	50	49	1	0	0
22 to 30 days	70	68	2	0	0
31 to 60 days	205	200	5	0	0
61 to 90 days	201	200	1	0	0
91 to 180 days	139	89	50	0	0
181 to 365 days	600	363	237	0	0
366 to 730 days (1-2 Yrs)	591	343	248	0	0
731 to 1,095 days (2-3 Yrs)	1	1	0	0	0
1,096 to 1,460 days (3-4 Yrs)	0	0	0	0	0
1,461 to 1,825 days (4-5 Yrs)	0	0	0	0	0
More than 1,825 days (> 5 Yrs)	0	0	0	0	0
Data Not Collected	0	0	0	0	0
Total	1965	1414	551	0	0

2021 ESG CAPER
Sage Report

FY2022 Q7

Q22e: Length of Time Prior to Housing - based on 3.917 Date Homelessness Started

	Total	Without Children	With Children and Adults	With Only Children	Unknown Household Type
7 days or less	61	55	6	0	0
8 to 14 days	7	7	0	0	0
15 to 21 days	11	11	0	0	0
22 to 30 days	18	16	2	0	0
31 to 60 days	96	78	18	0	0
61 to 180 days	484	281	203	0	0
181 to 365 days	406	255	151	0	0
366 to 730 days (1-2 Yrs)	377	295	82	0	0
731 days or more	464	395	69	0	0
Total (persons moved into housing)	1924	1393	531	0	0
Not yet moved into housing	14	8	6	0	0
Data not collected	27	13	14	0	0
Total persons	1965	1414	551	0	0

2021 ESG CAPER
Sage Report

FY2022 Q7

Q23c: Exit Destination – All persons

	Total	Without Children	With Children and Adults	With Only Children	Unknown Household Type
Permanent Destinations					
Moved from one HOPWA funded project to HOPWA PH	0	0	0	0	0
Owned by client, no ongoing housing subsidy	0	0	0	0	0
Owned by client, with ongoing housing subsidy	0	0	0	0	0
Rental by client, no ongoing housing subsidy	148	98	50	0	0
Rental by client, with VASH housing subsidy	0	0	0	0	0
Rental by client, with GPD TIP housing subsidy	0	0	0	0	0
Rental by client, with other ongoing housing subsidy	2	2	0	0	0
Permanent housing (other than RRH) for formerly homeless persons	7	7	0	0	0
Staying or living with family, permanent tenure	16	3	13	0	0
Staying or living with friends, permanent tenure	9	2	7	0	0
Rental by client, with RRH or equivalent subsidy	18	12	6	0	0
Rental by client, with HCV voucher (tenant or project based)	0	0	0	0	0
Rental by client in a public housing unit	5	1	4	0	0
Subtotal	205	125	80	0	0
Temporary Destinations					
Emergency shelter, including hotel or motel paid for with emergency shelter voucher	18	9	9	0	0
Moved from one HOPWA funded project to HOPWA TH	0	0	0	0	0
Transitional housing for homeless persons (including homeless youth)	10	10	0	0	0
Staying or living with family, temporary tenure (e.g. room, apartment or house)	33	21	12	0	0
Staying or living with friends, temporary tenure (e.g. room, apartment or house)	36	22	14	0	0
Place not meant for habitation (e.g., a vehicle, an abandoned building, bus/train/subway station/airport	44	39	5	0	0
Safe Haven	0	0	0	0	0
Hotel or motel paid for without emergency shelter voucher	1	1	0	0	0
Host Home (non-crisis)	0	0	0	0	0

2021 ESG CAPER
Sage Report

FY2022 Q7

Q23c: Exit Destination – All persons

	Total	Without Children	With Children and Adults	With Only Children	Unknown Household Type
Subtotal	142	102	40	0	0
Institutional Settings					
Foster care home or group foster care home	0	0	0	0	0
Psychiatric hospital or other psychiatric facility	1	1	0	0	0
Substance abuse treatment facility or detox center	0	0	0	0	0
Hospital or other residential non-psychiatric medical facility	0	0	0	0	0
Jail, prison, or juvenile detention facility	4	4	0	0	0
Long-term care facility or nursing home	0	0	0	0	0
Subtotal	5	5	0	0	0
Other Destinations					
Residential project or halfway house with no homeless criteria	0	0	0	0	0
Deceased	6	6	0	0	0
Other	3	3	0	0	0
Client Doesn't Know/Client Refused	1	1	0	0	0
Data Not Collected (no exit interview completed)	10	8	2	0	0
Subtotal	20	18	2	0	0
Total	372	250	122	0	0
Total persons exiting to positive housing destinations	215	135	80	0	0
Total persons whose destinations excluded them from the calculation	6	6	0	0	0
Percentage	58.74%	55.33%	65.57%	0	0

2021 ESG CAPER
Sage Report

FY2022 Q7

Q24: Homelessness Prevention Housing Assessment at Exit

	Total	Without Children	With Children and Adults	With Only Children	Unknown Household Type
Able to maintain the housing they had at project start--Without a subsidy	0	0	0	0	0
Able to maintain the housing they had at project start--With the subsidy they had at project start	0	0	0	0	0
Able to maintain the housing they had at project start--With an on-going subsidy acquired since project start	0	0	0	0	0
Able to maintain the housing they had at project start--Only with financial assistance other than a subsidy	0	0	0	0	0
Moved to new housing unit--With on-going subsidy	0	0	0	0	0
Moved to new housing unit--Without an on-going subsidy	0	0	0	0	0
Moved in with family/friends on a temporary basis	0	0	0	0	0
Moved in with family/friends on a permanent basis	0	0	0	0	0
Moved to a transitional or temporary housing facility or program	0	0	0	0	0
Client became homeless – moving to a shelter or other place unfit for human habitation	0	0	0	0	0
Client went to jail/prison	0	0	0	0	0
Client died	0	0	0	0	0
Client doesn't know/Client refused	0	0	0	0	0
Data not collected (no exit interview completed)	0	0	0	0	0
Total	0	0	0	0	0

Q25a: Number of Veterans

	Total	Without Children	With Children and Adults	Unknown Household Type
Chronically Homeless Veteran	26	26	0	0
Non-Chronically Homeless Veteran	20	19	1	0
Not a Veteran	1564	1369	195	0
Client Doesn't Know/Client Refused	0	0	0	0
Data Not Collected	0	0	0	0
Total	1610	1414	196	0

Houston-FHEO Caper Checklist

Keep in mind, while you are preparing your CAPER, FHEO will consider whether your activities for the program year Affirmatively Furthered Fair Housing. The following is indicative of how FHEO makes that determination.

A. Background Information

1. Did the grantee allocate any funding to fair housing activities?
Response: Yes. CR – 35
2. Name of Fair Housing Agency funded?
Response: N/A
3. Fair housing activity funded and amount
Response: In PY 2021, fair housing activities were supported by more than \$150,000 available CDBG funding and other funding sources including CDBG-DR.

B. Qualitative Review

1. Did activities accomplished during this planning year demonstrate progress in addressing the needs of minorities, people with disabilities and other protected class population?
Response: Yes. CR – 10
2. Is there a description of resources made available, the investment of resources, the geographical distribution and location of investments, the families and persons assisted?
Response: Yes. CR – 15
3. Did the jurisdiction describe its actions that affirmatively furthered fair housing?
Response: Yes. CR – 35 and Appendix
4. Is there an evaluation of the recipient's progress in meeting its specific objectives of providing affordable housing, including the numbers and types of families as served?
Response: Yes. CR – 20
5. Is there a comparison of the proposed versus actual outcomes for each outcome measure that was submitted with the consolidated plan?
Response: Yes. CR – 05
6. Is the amount/percentage of money devoted to fair housing (above) consistent with Action Plan projections from the past year?
Response: Yes. CR – 35
7. Does the CAPER describe the types of activities carried out by its fair housing project (number of clients assisted, the outreach/education undertaken, the number of complaints referred to HUD or local civil rights agency for fair housing issues? If yes, describe the activities.
Response: Yes. CR – 35 and Appendix. HCD, through the City's Fair Housing Hotline, referred a total of 15 callers to HUD, Texas Workforce Commission, and Greater Housing Fair Housing Center because they were identified as relating to fair housing incidents.



C. Demographic Characteristics: *Give the demographic information for your jurisdiction*

Race Table from CAPER CR-10

Race/Ethnicity	Total	Percent of Total
American Indian/Alaskan Native	15,294	34.7%
Asian	26,561	60.3%
Black or African American	604	1.4%
Native Hawaiian/Other Pacific Islander	223	0.5%
White	74	0.2%
American Indian/Alaskan Native & White	62	0.1%
Asian & White	50	0.1%
Black or African American & White	144	0.3%
American Indian/Alaskan Native & Black or African American	57	0.1%
Other Multi-Racial	963	2.2%
Total	44,032	
Hispanic	10,421	23.7%
Non-Hispanic	33,611	76.3%
Total	44,032	

City of Houston Race Information

Race/Ethnicity	Total	Percent of Total
White	545,989	51.5%
Black or African American	509,479	22.8%
Asian	165,189	6.9%
American Indian/Alaskan Native	3,669	0.4%
Native Hawaiian/Other Pacific Islander	960	0.1%
American Indian/Alaskan Native & White	8,484	0.4%
Asian & White	12,891	0.6%
Black or African American & White	11,372	0.7%
American Indian/Alaskan Native & Black or African American	2,733	0.1%
Other Multi-Racial	29,938	16.5%
Total	2,304,580	
Hispanic Total	1,013,423	55.5%
Non-Hispanic Total	1,291,157	44.5%
Total	2,304,580	

Source: U.S. Census Bureau, Table DP05





D. Citizen Participation

1. Did the entitlement solicit citizen participation in the CAPER preparation process?

Response: Yes. CR – 40 and Appendix

2. Did the entitlement take any affirmative steps to solicit participation in the CAPER preparation process from protected classes including racial, ethnic, and religious minorities, families with children, and persons with disabilities?

Response: Yes. CR – 40 and Appendix

3. Describe affirmative steps to solicit participation, name the participation, name the participant organizations, input received, and whether it was considered and the outcome of the comments.

Response: Yes. CR – 40 and Appendix

4. Does the entitlement indicate that notices concerning community meetings and comments were made to the Limited English Proficient (LEP) population in languages other than English, and that notice was distributed in ways to reach that population?

Response: Yes. CR – 40 and Appendix

5. Are the notices submitted with the CAPER? Does the entitlement indicate that notices concerning community meetings and comments were made to persons with disabilities in alternative formats, when needed?

Response: Yes, provided in the Appendix. To allow the public to comment on planning documents, such as the performance report, the City of Houston will publish notice in one or more newspapers of general circulation that its Draft CAPER is available for review. The notice will be available in English and may also be available in Spanish, Vietnamese, and other languages, as feasible. The notice will detail locations where the entire Draft CAPER will be made available for review. The Citizen Participation Plan indicates that consolidated planning documents (including the CAPER) will be made available in alternate formats, upon request. We have indicated this on our webpage where these documents reside, as well. Documents may also be translated into alternate languages, upon request. Notices will be available in English and may also be available in Spanish and other languages, as feasible. Public hearings and public meeting notices are posted on the bulletin board at City Hall, readily accessible to the general public at least three (3) days (72 hours) prior to the meeting date, in accordance with the Texas Open Meetings Act.



E. Fair Housing

1. What activities reported in the CAPER address the impediments identified in the AI?

Response: Yes. See chart on next page.

Summary of Impediments Addressed	
Program Area	Related Impediments
Multifamily	1: Discrimination in Housing 3: Lack of Housing Affordability and Options 4: Lack of Accessible Housing for Persons with Disabilities 6: Segregated Housing Patterns Based on Race, Ethnicity, and Economic Status 8: Imbalanced Distribution of Amenities, Services, and Infrastructure Between Neighborhoods 10: Lack of transportation options
HAP	1: Discrimination in Housing 5: Lack of Income/Funding 3: Lack of Housing Affordability and Options 7: Lack of Access to Financial Education/Discriminatory Banking Practices 11: Increased Health Hazard Exposure in Certain Neighborhoods
Public Facilities	5: Lack of Income/Funding 8: Imbalanced Distribution of Amenities, Services, and Infrastructure Between Neighborhoods
HRP	1: Discrimination in Housing 5: Lack of Income/Funding 8: Imbalanced Distribution of Amenities, Services, and Infrastructure Between Neighborhoods 11: Increased Health Hazard Exposure in Certain Neighborhoods
MWSBE and Section 3	5: Lack of Income/Funding
Public Services	5: Lack of Income/Funding 8: Imbalanced Distribution of Amenities, Services, and Infrastructure Between Neighborhoods 12: Lack of Communication Between Government and Residents

2. Which of these impediments have been partially addressed, but need additional actions?

Response: See Appendix

3. Are there significant impediments to fair housing choice affecting one or more of the federal protected classes, which were not addressed in this year's CAPER (but are identified in the AI or in previous CAPERs)? If yes, explain impediment.

Response: None identified

4. Were new impediments identified as actions were taken to address previously identified impediments?

Response: None identified

F. Activities/Benefits

1. Overall, are racial and ethnic minorities benefiting from the entitlement's direct benefit activities in at least relative proportion to such groups' representation in the entitlement's jurisdiction?

Response: Yes. See race tables in C. Demographic Characteristics



2. Are people with disabilities benefiting from the entitlement's direct benefit activities in relative proportion to their representation in the entitlement's jurisdiction?

Response: We have captured the disability data from the census, but IDIS does capture all of the required disability information needed to make an appropriate comparison.

2016-2020 American Community Survey 5-Year Estimates (Disability Characteristics)	
Total civilian noninstitutionalized population	2,296,993
Total civilian noninstitutionalized population with a disability	224,151
Population with a disability that are Hispanic or Latino (of any race)	72,539
Percent with disability	9.8%
Percent with disability; Hispanic or Latino (of any race)	7.1%
Percent with hearing difficulty	2.3%
Percent with vision difficulty	2.0%
Percent with cognitive difficulty	4.3%
Percent with ambulatory difficulty	5.5%
Percent with self-care difficulty	2.4%
Percent with independent living difficulty	4.8%

Source: U.S. Census Bureau, Table S1810

3. Indirect Benefits

- Review a selection of indirect benefit activities, e.g. street improvements, curbs and gutters
- Are these activities consistent with what was proposed in the Action Plan?

Response: N/A, this is a HUD reviewer activity.

4. Are programs progressing at a significantly different pace in project areas that can be identified with particular racial, ethnic, or other characteristics of protected classes (e.g. given lower priority for beginning use of resources, etc.)

Response: HCD continues to work on projects in Complete Community areas and in LMI areas.

5. Is the entitlement making public areas in all construction and rehabilitation projects accessible to persons with disabilities?

- If yes, is the progress of such activities reasonably consistent with the progress of other indirect benefit activities?

Response: The progress of construction and rehabilitation projects accessible to persons with disabilities are reasonably consistent with the progress of other indirect benefit activities. All projects are required to meet Section 504 standards and 27 affordable rental units were created or rehabilitated at NHH Dale Carnegie and Fenix Estates.





Fair Housing Impediments/Actions Matrix (CR35)

Summary of Recommended Actions and Fair Housing Implementation Plan					
Recommended Actions	Related Impediments	Possible Funding Sources	Timeline (Based on Program Years)	PY 2021 Proposed Actions	PY 2021 Milestones
1. Provide counseling through the City's Fair Housing Hotline The City's Fair Housing Hotline provides a year-round, free resource to citizens who may have been discriminated against or have questions or concerns about various tenant and landlord issues. This action will continue to provide a resource to anyone living in, owning housing, or planning to move to the Houston area that may have a question or concern about their rights. The Fair Housing Hotline is one way to address several impediments by empowering citizens about their rights, giving citizens various ways to remedy possible discriminatory actions, and preventing future discrimination from occurring. Priority: High	1. Discrimination in Housing 2. Lack of Knowledge about Fair Housing 12. Lack of Communication Between Government and Residents	CDBG: Staff Time CDBG: Outreach Materials	Start: 2020 Complete: Ongoing	<ul style="list-style-type: none"> Assist 1,500 callers 	<ul style="list-style-type: none"> Assisted 956 callers
2. Provide fair housing and HCD housing program information to government staff and housing stakeholders. HCD will provide education and outreach through trainings, presentations, informational brochures, and other methods to government staff and housing stakeholders, including subrecipients, contractors, developers, and nonprofit and for-profit partners. This action will address the impediment of lack of knowledge by providing fair housing training to inform staff and housing stakeholders about regulations and compliance under fair housing laws to prevent discrimination. Priority: High	1. Discrimination in Housing 2. Lack of Knowledge about Fair Housing	CDBG: Staff Time CDBG: Outreach Materials	Start: 2020 Complete: Ongoing	<ul style="list-style-type: none"> Reach 100 HCD stakeholders with information about fair housing 	<ul style="list-style-type: none"> HCD reached 926 stakeholders with information about fair housing





Summary of Recommended Actions and Fair Housing Implementation Plan

Recommended Actions	Related Impediments	Possible Funding Sources	Timeline (Based on Program Years)	PY 2021 Proposed Actions	PY 2021 Milestones
3. Provide fair housing and HCD housing program information to residents a) HCD will create a fair housing outreach plan to inform 500,000 residents of their fair housing rights, the fair housing complaint process, tenant and landlord relations, and HCD's general programs. The outreach will likely consist of direct mailings, social media, print advertisements, informational brochures, and presentations. This action will address the lack of knowledge of existing fair housing and housing resources by creating an array of targeted marketing for groups that have little or no knowledge of fair housing rights, fair housing laws, or HCD housing programs. Priority: High	2. Lack of Knowledge about Fair Housing 7. Lack of Access to Financial Education / Discriminatory Banking Practices 12. Lack of Communication between government and residents	CDBG: Staff Time CDBG: Outreach Materials	Start: 2020 Complete: Ongoing	<ul style="list-style-type: none"> Reach 100,000 people with fair housing information 	<ul style="list-style-type: none"> HCD reached 659,638 people with fair housing information.
4. Preserve affordable housing units HCD will fund the preservation of at least 30 affordable housing rental units through the Multifamily Housing Development Program. This action will preserve the supply of existing affordable housing for low- and moderate-income households, addressing the lack of quality affordable housing options for members of protected classes. Priority: High	3. Lack of Housing Affordability and Options	CDBG HOME TIRZ Bond	Start: 2020 Complete: Ongoing	<ul style="list-style-type: none"> Request to extend affordability periods of expiring affordable multifamily homes 	<ul style="list-style-type: none"> HCD requested to extend the affordability periods for 0 expiring affordable multifamily homes.
5. Create affordable housing units HCD will fund the creation of 1,500 new affordable housing rental units using entitlement and DR funding through the Multifamily Housing Development Program and Small Rental Development Program. This action will expand the supply of affordable housing for low- and moderate-income families, addressing the lack of affordable housing options for members of protected classes. Priority: High	3. Lack of Housing Affordability and Options	CDBG HOME TIRZ Bond	Start: 2020 Complete: Ongoing	<ul style="list-style-type: none"> Create 75 affordable housing rental units 	<ul style="list-style-type: none"> HCD rehabilitated 0 rental housing units.





Summary of Recommended Actions and Fair Housing Implementation Plan

Recommended Actions	Related Impediments	Possible Funding Sources	Timeline (Based on Program Years)	PY 2021 Proposed Actions	PY 2021 Milestones
6. Fund the creation or preservation accessible rental units Through HCD's Multifamily Housing Development Program, rental developments must produce a minimum number of Section 504 accessible rental units. HCD's Home Repair Programs will prioritize persons with disabilities, seniors, and families with children. This action will increase the availability of quality accessible units for 50 low- and moderate-income households directly addressing the lack of accessible housing. Priority: High	4. Lack of Accessible Housing for Persons with Disabilities	CDBG HOME	Start: 2020 Complete: Ongoing	<ul style="list-style-type: none"> Fund creation or preservation 4 Section 504 accessible rental units 	<ul style="list-style-type: none"> HCD funded the creation of 27 Section 504 accessible rental units.
7. Expand homeownership opportunities by building new single family homes available for low- and moderate-income households HCD will build new homes through the CHDO Program and the New Home Development Program in areas that are high opportunity or having active reinvestment, such as in Complete Communities. This action will provide new opportunities not currently available for low- and moderate-income households searching for homeownership. Priority: High	3. Lack of Housing Affordability and Options 5. Lack of Income/Funding	HOME	Start: 2020 Complete: Ongoing	<ul style="list-style-type: none"> Build 10 new homes 	<ul style="list-style-type: none"> HCD has submitted 6 homes for permitting.
8. Revise Chapter 42 Subdivision, Developments, and Platting The Planning and Development Department will work to revise Chapter 42 Subdivisions, Developments, and Platting in the City's Code of Ordinances. Part of this process will include ways to promote or remove barriers to develop additional affordable homes in Houston. This action could encourage the development of affordable homes, thereby increasing the supply available. Priority: High	3. Lack of Housing Affordability and Options	CDBG HOME	Start: 2020 Complete: Ongoing	<ul style="list-style-type: none"> Work with stakeholders to propose updates to Chapter 42 	<ul style="list-style-type: none"> The Planning Department hosted 8 Livable Places Action Committee meetings as part of an ongoing series that includes feedback from stakeholder in order to revise Chapter 42.





Summary of Recommended Actions and Fair Housing Implementation Plan

Recommended Actions	Related Impediments	Possible Funding Sources	Timeline (Based on Program Years)	PY 2021 Proposed Actions	PY 2021 Milestones
9. Fund homebuyer assistance loans HCD provides homebuyer assistance, through downpayment and other financial assistance, to income-eligible low-, moderate-, and middle-income households for home purchases. This action will expand housing choice for low-, moderate- and middle-income households by allowing these households to seek housing in neighborhoods that may have more opportunity. <p style="text-align: right;">Priority: High</p>	3. Lack of Housing Affordability and Options	CDBG HOME CDBG-DR	Start: 2020 Complete: Ongoing	<ul style="list-style-type: none"> Fund 125 loans 	<ul style="list-style-type: none"> HCD funded 21 households with homebuyer downpayment assistance. HCD funded 41 households with homebuyer downpayment assistance and closing costs through the Homebuyer's Choice Program.
10. Provide home repair assistance for 2,500 low- and moderate-income households HCD's home repair programs will assist qualified low- and moderate-income homeowners with needed home repairs or reconstruction to create a safe living environment. This action will address the lack of income of low- and moderate-income homeowners by assisting with home repair activities. In addition, it helps to improve the homes in mostly low-income, minority areas, as well as for protected classes including persons with disabilities and families with children, which are prioritized in the programs. <p style="text-align: right;">Priority: High</p>	3. Lack of Housing Affordability and Options 5. Lack of Income/Funding	CDBG TIRZ	Start: 2020 Complete: Ongoing	<ul style="list-style-type: none"> Provide housing repair assistance to 200 households Prioritize families, households with a person with a disability, and seniors 	<ul style="list-style-type: none"> HCD provided housing repair assistance to 34 households. HCD prioritized families, households with a person with a disability, and seniors.
11. Carry out economic development activities to create or retain jobs HCD will continue to fund economic development activities such as businesses lending to create or retain 481 jobs. This action will address residents' lack of income by promoting ways for low- and moderate-income individuals of protected classes to become employed or retain employment. <p style="text-align: right;">Priority: High</p>	5. Lack of Income/Funding	CDBG Section 108	Start: 2020 Complete: Ongoing	<ul style="list-style-type: none"> Create or retain 175 jobs 	<ul style="list-style-type: none"> HCD created 337 jobs through economic development activities.





Summary of Recommended Actions and Fair Housing Implementation Plan

Recommended Actions	Related Impediments	Possible Funding Sources	Timeline (Based on Program Years)	PY 2021 Proposed Actions	PY 2021 Milestones
<p>12. Prioritize affordable home development near transit options and in high opportunity areas HCD will prioritize housing proposals near transportation options and high opportunity areas by giving priority to proposals through the RFP process. HCD will also review the selection process of City support for housing tax credit proposals to ensure some affordable homes are developed in high opportunity areas. This action will address the lack of transportation options by creating greater access to transit opportunities by locating affordable housing near transit and will address patterns of segregation by locating affordable housing in areas with more opportunity.</p> <p>Priority: High</p>	10. Lack of transportation options	N/A	<p>Start: 2020 Complete: Ongoing</p>	<ul style="list-style-type: none"> 100% of RFPs will have priority for proximity to transit and areas of opportunity HCD staff will review process of selecting tax credit proposals for City support 	<ul style="list-style-type: none"> One NOFA for multifamily rental housing was closed during the year and prioritized transit-oriented developments that promote access to mass transportation options.
<p>13. Monitor fair housing data HCD will collect and analyze various data sets including from the Fair Housing Hotline, HMDA, and fair housing complaints. This analysis may be shared with the community to promote understanding of fair housing needs in the city. This action will result in updated analysis that will be utilized to better allocate future resources to address and decrease private lending discrimination and educate the public about fair housing discrimination.</p> <p>Priority: Medium</p>	<p>1. Discrimination in Housing</p> <p>2. Lack of Knowledge about Fair Housing</p>	CDBG: Staff Time	<p>Start: 2020 Complete: Ongoing</p>	<ul style="list-style-type: none"> Update data 	<ul style="list-style-type: none"> HCD updated and analyzed HUD fair housing complaints . HUD closed 38 cases in Houston in 2021.
<p>14. Complete a regional housing study HCD will work with Harris County and a contractor to complete a study of housing in the City of Houston and Harris County. This will assist the City and County to work toward common objectives and align resources to address regional housing issues.</p> <p>Priority: High</p>	<p>3. Lack of Housing Affordability and Options</p> <p>6. Segregated Housing Patterns Based on Race, Ethnicity, and Economic Status</p>	<p>CDBG-DR 17</p> <p>CDBG-DR 17: Staff Time</p>	<p>Start: 2020 Complete: Ongoing</p>	<ul style="list-style-type: none"> Continue to work with contractor and Harris County on public engagement and data research 	<ul style="list-style-type: none"> HCD worked with Harris County participated on Committees in support of the Housing Plan.





Summary of Recommended Actions and Fair Housing Implementation Plan

Recommended Actions	Related Impediments	Possible Funding Sources	Timeline (Based on Program Years)	PY 2021 Proposed Actions	PY 2021 Milestones
<p>15. Identify areas where the cost of land is increasing and areas outside minority areas that would support affordable housing</p> <p>HCD will gather research to perform its third Market Value Analysis. Performing a third analysis will help to identify areas that have had market value increases so that funding can be best utilized by maintaining affordability in areas with growing opportunity and increased market development.</p> <p>Priority: Medium</p>	<p>3. Lack of Housing Affordability and Options</p> <p>6. Segregated Housing Patterns Based on Race, Ethnicity, and Economic Status</p>	<p>CDBG CDBG-DR 17</p>	<p>Start: 2020 Complete: Ongoing</p>	<ul style="list-style-type: none"> Begin contract to produce the third MVA 	<ul style="list-style-type: none"> HCD has procured a contract to develop a new MVA in PY21, and the analysis is expected to be completed by the end of PY22.
<p>16. Complete five Complete Community action plans</p> <p>Through the Planning Department and Mayor's Office of Complete Communities, the neighborhood will work to gather public input and submit information for the development of the plans. These include plans for: Fort Bend Houston, Kashmere Gardens, Sunnyside, Alief-Westwood, and Magnolia Park-Manchester. This will assist to align goals and funding in neighborhoods that are predominately persons of color and low-income residents.</p> <p>Priority: Medium</p>	<p>3. Lack of Housing Affordability and Options</p>	<p>N/A</p>	<p>Start: 2020 Complete: Ongoing</p>	<ul style="list-style-type: none"> Continue to work with communities to finalize the second round of action plans 	<ul style="list-style-type: none"> HCD staff met monthly with other City Departments and the Mayor's Office of Complete Communities to discuss initiatives occurring within Complete Communities.





Summary of Recommended Actions and Fair Housing Implementation Plan

Recommended Actions	Related Impediments	Possible Funding Sources	Timeline (Based on Program Years)	PY 2021 Proposed Actions	PY 2021 Milestones
17. Provide outreach about the MWSBE and Section 3 Programs HCD will promote available job opportunities to low-income and minority persons through the MWSBE / Section 3 Program while conducting 50 outreach activities reaching 10,000 individuals. This action will address residents' lack of income by promoting ways for low- and moderate-income individuals of protected classes to become employed. <p style="text-align: right;">Priority: Medium</p>	5. Lack of Income/Funding	CDBG: Staff Time	Start: 2020 Complete: Ongoing	<ul style="list-style-type: none"> Conduct 10 outreach activities and reach 2,000 individuals 	<ul style="list-style-type: none"> Conducted 170 outreach activities. Reached 5,634 individuals and business owners A total of 200 Section 3 Workers obtained the certification during program year 2021 out of the total of 597 active certified workers. A total of 44 Section 3 Business Concerns obtained the certification during program year 2021 out of the total of 169 active certified entities.
18. Host and attend events to provide information about HCD and housing programs HCD staff will attend city and non-city events to spread the word about the number of people HCD assists and how HCD and other affordable housing programs work. <p style="text-align: right;">Priority: Medium</p>	9. NIMBY Resistance 12. Lack of Communication Between Government and Residents	CDBG: Staff Time	Start: 2020 Complete: Ongoing	<ul style="list-style-type: none"> Attend 50 events to provide information about HCD 	<ul style="list-style-type: none"> Attended and hosted 127 events and provided information to more than 5,026 individuals.





Summary of Recommended Actions and Fair Housing Implementation Plan

Recommended Actions	Related Impediments	Possible Funding Sources	Timeline (Based on Program Years)	PY 2021 Proposed Actions	PY 2021 Milestones
<p>19. Work to dispel misconceptions about assisted housing</p> <p>HCD and HHA will work to dispel the perception that assisted housing is just for minorities by conducting outreach to inform the public on assisted housing opportunities. HCD will expand upon the SAY YES! Campaign. This action will target non-minority households to reduce NIMBY sentiment and misconceptions about assisted housing.</p> <p>Priority: Medium</p>	10. NIMBY Resistance	CDBG: Staff Time CDBG: Outreach materials	Start: 2020 Complete: Ongoing	<ul style="list-style-type: none"> Create new materials that assist in dispelling misconceptions about assisted housing 	<ul style="list-style-type: none"> Procured consultant to create materials to help educate residents, stakeholders, and the public about affordable home development HHA worked to combat NIMBY resistance and support fair housing efforts throughout Houston. HHA has closed on several Public Facility Corporation (PFC) developments throughout Houston, focusing in opportunity areas and neighborhoods. HCD procured a marketing consultant to create marketing collateral for a campaign is expected to launch in PY22 and completed by the end of PY23.
<p>20. Fund youth enrichment and afterschool programs to children in low- and moderate-income areas</p> <p>HCD will continue to fund youth enrichment and afterschool programs through its public services program for 28,075 children in low- and moderate-income areas of the city over the next five years. This action increases the number of activities available for youth in the city.</p> <p>Priority: Medium</p>	8. Imbalanced Distribution of Amenities, Services, and Infrastructure Between Neighborhoods	CDBG	Start: 2020 Complete: Ongoing	<ul style="list-style-type: none"> Fund youth enrichment and education programs for 1,365 children 	<ul style="list-style-type: none"> HCD funded youth enrichment and education program for 1,173 children.





Summary of Recommended Actions and Fair Housing Implementation Plan

Recommended Actions	Related Impediments	Possible Funding Sources	Timeline (Based on Program Years)	PY 2021 Proposed Actions	PY 2021 Milestones
<p>21. Fund programs that provide job training to low- and moderate-income individuals and individuals from protected classes</p> <p>HCD will continue to fund job training for 1,585 persons through its public services program for low- and moderate-income individuals and persons from protected classes. This action will help to improve the skills of residents enhancing their previous education while preparing them for the workforce.</p> <p>Priority: Medium</p>	<p>5. Lack of Income/Funding</p> <p>8. Imbalanced Distribution of Amenities, Services, and Infrastructure Between Neighborhoods</p>	CDBG	<p>Start: 2020</p> <p>Complete: Ongoing</p>	<ul style="list-style-type: none"> Support job training for 317 persons 	<ul style="list-style-type: none"> HCD supported job training for 297 individuals
<p>22. Remove lead-based paint hazards from homes</p> <p>HHD will remove lead-based paint hazards from homes to protect families at risk. This action will help protect families in low- and moderate-income areas, including those of certain protected classes, from health hazards in their community.</p> <p>Priority: Medium</p>	<p>8. Imbalanced Distribution of Amenities, Services, and Infrastructure Between Neighborhoods</p>	<p>CDBG: Staff Time</p> <p>CDBG: Outreach Materials</p> <p>HHSD</p>	<p>Start: 2020</p> <p>Complete: Ongoing</p>	<ul style="list-style-type: none"> Fund the removal of hazards from 50 homes 	<ul style="list-style-type: none"> Remediated 54 homes of lead-based paint hazards
<p>23. Partner with local organizations and contractors to expand fair housing activities in Houston</p> <p>HCD will contract with one or more organizations to carry out fair housing activities or to build capacity to carry out future activities. These may include conducting fair housing testing or studies. This action will help to promote fair housing awareness and reveal actual discriminatory practices taking place in the community so that future resources can be better allocated to address discrimination.</p> <p>Priority: High</p>	<p>1. Discrimination in Housing</p>	CDBG: Staff Time	<p>Start: 2020</p> <p>Complete: Ongoing</p>	<ul style="list-style-type: none"> Fund organizations to carry out fair housing activities or studies 	<ul style="list-style-type: none"> Funded 5 local nonprofits to complete fair housing and hurricane preparedness outreach in PY21. 5 more have been selected for the 2022 hurricane season with outreach set to end November 2022. Funded 6 local nonprofits to complete fair housing outreach to vulnerable populations through the Fair Housing Ambassador program.





Summary of Recommended Actions and Fair Housing Implementation Plan

Recommended Actions	Related Impediments	Possible Funding Sources	Timeline (Based on Program Years)	PY 2021 Proposed Actions	PY 2021 Milestones
24. Work with partners to expand funding for fair housing activities HCD will pursue additional resources by applying for grants and growing relationships with banks to support its continued fair housing efforts. In addition, funding capacity will be leveraged. This action is intended to lead to an increase in fair housing funding which will help to implement these actions while the city continues to receive dwindling entitlement funding. Priority: Medium	5. Lack of Income/Funding	CDBG: Staff Time	Start: 2020 Complete: Ongoing	<ul style="list-style-type: none"> Expand partnerships with funders to help address fair housing activities in the future 	<ul style="list-style-type: none"> HCD continues to pursue additional funding opportunities for fair housing activities.
25. Partner with 25 other organizations to promote asset building programs and financial literacy programs HCD will partner with other agencies such as the United Way, City departments, local government counterparts, and housing counseling agencies by providing fair housing resources and information about the City's downpayment assistance program. This action will address the lack of income and the lack of financial literacy of residents by working with partners to direct families that are interested in the downpayment assistance program but aren't yet ready for homeownership to the resources available to improve their financial standing. Priority: Low	5. Lack of Income/Funding 7. Lack of Access to Financial Education / Discriminatory Banking Practices	CDBG: Staff Time	Start: 2020 Complete: Ongoing	<ul style="list-style-type: none"> Partner with 4 organizations 	<ul style="list-style-type: none"> Partnered with 0 organizations
26. Protect households from impacts of future flood events HCD will purchase homes in areas that consistently have flooded through the Housing Buyout Program and the Multifamily Buyout Programs. This action will protect Houstonians by removing homes from areas that are most likely to flood. Priority: High	8. Imbalanced Distribution of Amenities, Services, and Infrastructure Between Neighborhoods 11. Increased Health Hazard Exposure in Certain Neighborhoods	CDBG-DR 15 CDBG-DR 16 CDBG-DR 17 CDBG-MIT	Start: 2020 Complete: Ongoing	<ul style="list-style-type: none"> Buyout 2 multifamily properties and 8 single family homes 	<ul style="list-style-type: none"> HCD bought out 3 multifamily properties and 3 single family homes.





Summary of Recommended Actions and Fair Housing Implementation Plan

Recommended Actions	Related Impediments	Possible Funding Sources	Timeline (Based on Program Years)	PY 2021 Proposed Actions	PY 2021 Milestones
27. Create a Stormwater Master Plan HPW will develop a Stormwater Master Plan based on modeling of rainfall impacts on city watersheds to identify neighborhoods at risk of flooding due to infrastructure inadequacies, overland sheet flow and/or out of banks inundation. Model outputs will be reviewed in the context of other data sources (311 service requests, FEMA claims) to direct further analyses and project development. Priority: High	8. Imbalanced Distribution of Amenities, Services, and Infrastructure Between Neighborhoods 11. Increased Health Hazard Exposure in Certain Neighborhoods	CDBG-MIT	Start: 2020 Complete: Ongoing	<ul style="list-style-type: none"> Complete RFP process and begin working with a contractor 	<ul style="list-style-type: none"> At the close of PY 2021, contractors, that are at create the Stormwater Master Plan, were pending council approval the Stormwater Master Plan is expected to be completed in PY 2024.
28. Review and enhance infrastructure data The City will review and seek out additional datasets to for analysis of infrastructure inadequacies and imbalances. This research and analysis action will help in the allocation of future infrastructure resources in minority neighborhoods. Priority: High	8. Imbalanced Distribution of Amenities, Services, and Infrastructure Between Neighborhoods	CDBG-MIT	Start: 2020 Complete: Ongoing	<ul style="list-style-type: none"> Review and enhance data annually 	<ul style="list-style-type: none"> HCD GIS team analyzed and mapped deed restriction enforcement imbalance across minority Houston neighborhoods.
29. Interdepartmental resilience coordination HCD, Mayor's Office, Office of Emergency Management, and Houston Public Works will meet to discuss and align planning and implementation initiatives. These meetings will also include discussions regarding proposed Complete Communities improvements and other City initiatives. Priority: High	8. Imbalanced Distribution of Amenities, Services, and Infrastructure Between Neighborhoods	CDBG-MIT	Start: 2020 Complete: Ongoing	<ul style="list-style-type: none"> Meet regularly to coordinate activities between Departments 	<ul style="list-style-type: none"> Departments met weekly regarding disaster recovery planning activities and as needed regarding the Resilience Plan.





Summary of Recommended Actions and Fair Housing Implementation Plan

Recommended Actions	Related Impediments	Possible Funding Sources	Timeline (Based on Program Years)	PY 2021 Proposed Actions	PY 2021 Milestones
30. Support and build capacity of Houston Land Bank and Houston Community Land Trust HCD will support the Houston Land Bank and Houston Community Land Trust through staff and financial support. This will assist the City to expand its efforts to create affordable homes in Houston. Priority: High	3. Lack of Housing Affordability and Options 5. Lack of Income/Funding	TIRZ Bond	Start: 2020 Complete: Ongoing	<ul style="list-style-type: none"> Continue to support HLB and HCLT 	<ul style="list-style-type: none"> TIRZ Bonds have been approved to be used for new construction of single family homes that will be a part of the HLB, HCLT, and the New Home Development Program Homebuyer Choice Program also allows homeowners to locate any home in the city that is eligible for aid and put into the HCLT.

Acronyms – AFFH: Affirmatively Furthering Fair Housing, CRA: HCD's Community Reinvestment Area, DON: Department of Neighborhoods, GHFHC: Greater Houston Fair Housing Center, HCD: Housing and Community Development Department, HCIL: Houston Center for Independent Living, HCV: Housing Choice Voucher, HHA: Houston Housing Authority, HHD: Houston Health Department, HUD: U.S. Department of Housing and Urban Development, HUD-FHEO: HUD's Office of Fair Housing and Equal Opportunity. MOPD: Mayor's Office Persons with Disabilities, Planning: Planning and Development Services Department, PRD: Parks and Recreation Department, HPW: Houston Public Works Department, SWMD: Solid Waste Management Department



English

Published September 3, 2021

Public Notice

The City of Houston Housing and Community Development Department (HCDD) will submit its Consolidated Annual Performance and Evaluation Report (CAPER) for Program Year 2021 (July 1, 2021 – June 30, 2022) to the U.S. Department of Housing and Urban Development (HUD). The CAPER is an annual report that outlines the use of the following Entitlement Grants: Community Development Block Grant (CDBG), HOME Investment Partnerships Program (HOME) Grant, Emergency Solutions Grant (ESG), and Housing Opportunities for Persons with AIDS (HOPWA) Grant.

View the Draft 2021 CAPER at the following locations

- Online at www.houstontx.gov/housing
 - Main Public Library – 500 McKinney Street, 77002
 - HCDD Office – 2100 Travis Street, 9th Floor, 77002
- (Copies of the document in an accessible format will be available at this location, upon request.)

The general public may comment on the Draft 2021 CAPER from Friday, September 2, 2022 to Saturday, September 17, 2022. Public comments may be submitted by

- email to HCDDPlanning@houstontx.gov
- mail to HCDD, ATTN: Planning and Grants Reporting, 2100 Travis Street, 9th Floor, Houston, Texas 77002
- voicemail at 832-394-5400, or
- online at www.houstontx.gov/housing

A summary of comments received will be included in the final 2021 CAPER and will be posted to the HCDD website, upon submission to HUD.

For specific questions or concerns about fair housing or landlord/tenant relations, please contact Yolanda Jeffries at 832-394-6200, extension 5. For more information about HCDD and its programs, please access HCDD's website at www.houstontx.gov/housing.

Spanish

Published September 8, 2021

Aviso Publico

El Departamento de Vivienda y Desarrollo Comunitario de la Ciudad de Houston (HCDD, por sus siglas en ingles) presentara su Informe Anual Consolidado de Desempeno y Evaluacion (CAPER, por sus siglas en ingles) para el Año del Programa 2021 (1 de julio de 2021 - 30 de junio de 2022) al Departamento de Vivienda y Desarrollo Urbano de los Estados Unidos (HUD, por sus siglas en ingles). El CAPER es un informe anual que describe el uso de las siguientes subvenciones de derechos: Subvencion en bloque para el desarrollo de la comunidad (CDBG, por sus siglas en ingles), Subvencion del Programa de Asociaciones para la Inversion en el Hogar (HOME), Subvencion para Soluciones de Emergencia (ESG, por sus siglas en ingles) y Subvencion de Oportunidades de Vivienda para Personas con SIDA (HOPWA, por sus siglas en ingles).

Consulte el borrador del CAPER 2021 en los siguientes lugares

- En línea en www.houstontx.gov/housing
- Biblioteca Publica Principal - 500 McKinney Street, 77002
- Oficina del HCDD - 2100 Travis Street, 9º piso, 77002

(En este lugar estaran disponibles copias del documento en un formato accesible, previa solicitud).

El publico en general puede hacer comentarios sobre el Borrador del CAPER 2021 desde el viernes 2 de septiembre de 2022 hasta el sabado 17 de septiembre de 2022. Los comentarios del publico pueden enviarse por

- por correo electronico a HCDDPlanning@houstontx.gov
- por correo a HCDD, ATTN: Planning and Grants Reporting, 2100 Travis Street, 9th Floor, Houston, Texas 77002
- por correo de voz al 832-394-5400, o
- en línea en www.houstontx.gov/housing

Un resumen de los comentarios recibidos se incluirea en el CAPER final de 2021 y se publicara en el sitio web del HCDD, una vez que se presente al HUD.

Si tiene preguntas o inquietudes especificas sobre la vivienda justa o las relaciones entre propietarios e inquilinos, comuniquese con Yolanda Jeffries al 832-394-6200, extension 5. Para obtener mas informacion sobre el HCDD y sus programas, acceda al sitio web del HCDD en www.houstontx.gov/housing.





Substantial Amendments



City of Houston, Texas, Ordinance No. 2021 – 772

AN ORDINANCE APPROVING AND AUTHORIZING A SUBSTANTIAL AMENDMENT TO THE CURRENT EMERGENCY SOLUTIONS GRANT – CORONAVIRUS (“ESG-CV”) BUDGET IN THE AMENDED 2019 ANNUAL ACTION PLAN (“2019 AMENDED PLAN”) TO ALLOW THE TRANSFER OF EMERGENCY SHELTER FUNDS TO THE STREET OUTREACH ACTIVITY WITHIN THE ESG-CV BUDGET; CONTAINING OTHER FINDINGS AND PROVISIONS RELATING TO THE FOREGOING SUBJECT; AND DECLARING AN EMERGENCY.

* * * *

WHEREAS, on May 22, 2019, pursuant to Ordinance No. 2019-381, as amended, the City Council of the City of Houston (“City Council”) approved and authorized the submission of the 2019 Annual Action Plan (“2019 Plan”), including an application and budget for the Community Development Block Grant (“CDBG”) Program, among others, to the United States Department of Housing and Urban Development (“HUD”), and the acceptance of the funds, if awarded; and

WHEREAS, on November 19, 2019, pursuant to Ordinance No. 2019-873, the City Council of the City of Houston (“City Council”) approved and authorized a substantial amendment to the 2019 Plan, including the HOME Program Application and Budget (“Home Program”), to decrease funding for the “Public Facilities and Improvements (Public/Private)” activity by \$1,390,000.00 and increase funding for the “Economic Development” activity by \$1,390,000.00; and

WHEREAS, on March 27, 2020, the Coronavirus Aid, Relief and Economic Security Act (“CARES Act”), Public Law 116-136, authorized a special allocation of CDBG Coronavirus (“CDBG-CV”) funds, among others, to state and local jurisdictions to prevent, prepare for, and respond to the Coronavirus (“COVID-19”); and

WHEREAS, pursuant to the CARES Act, HUD allocated \$23,277,504.00, including \$14,523,741.00 in CDBG-CV funds, to the City to prevent and respond to COVID-19 impacts through eligible activities in alignment with the 2019 Plan; and

WHEREAS, on May 6, 2020, pursuant to Ordinance No. 2020-374, the City Council approved and authorized a substantial amendment to the 2019 Plan, including the Home Program and Budget to decrease funding for the “Multifamily Development” activity by \$5,971,861.00 and to decrease funding by \$46,159.16 for the “CHDO Set-Aside Single Family Housing Development” activity; to create and add funding in the amount of \$5,738,788.16 for the new “Tenant Based Rental Assistance” activity and to add \$279,232.00 in funds to the “Planning and Administration” activity; and

WHEREAS, on May 6, 2020, pursuant to Ordinance No. 2020-394, the City Council approved and authorized the submission of a substantial amendment to the 2019 Plan to HUD, including an application for CDBG-CV funds in the amount of \$14,523,741.00, and the acceptance of the funds, if awarded; and

WHEREAS, on June 17, 2020, pursuant to Ordinance No. 2020-511, the City Council approved and authorized the submission of a substantial amendment to the 2019 Plan to HUD, including a reallocation of CDBG-CV funds; and

WHEREAS, on August 19, 2020, pursuant to Ordinance No. 2020-694 the City Council approved and authorized the submission of a substantial amendment to the 2019 Plan to HUD, including an application for additional ESG-CV funds, and the acceptance of the funds, if awarded; and

WHEREAS, pursuant to the CARES Act, HUD provided an additional \$21,247,068.00 in CDBG-CV funding to supplement previously allocated funding to prevent and respond to COVID-19 impacts in the City through grant-eligible activities in alignment with the 2019 Plan, as amended; and

WHEREAS, on November 16, 2020, pursuant to Ordinance No. 2020-967 the City Council approved and authorized the submission of an Amended 2019 Plan to HUD which includes a revised application ("Revised Application") and budget for CDBG-CV funds in the amount of \$35,797,809.00, including an additional \$21,274,068.00 in CDBG-CV funds, and to accept funds from the aforementioned grant, if awarded; and

WHEREAS, the City's Housing and Community Development Department ("HCDD") now desires to submit a substantial amendment to the Amended 2019 Plan to HUD, transferring \$2,000,000.00 in ESG-CV funds from Emergency Shelter to the Street Outreach Activity; and

WHEREAS, HCDD has publicized in the Houston Chronicle its intent to amend the 2019 Amended Plan. As stipulated by federal regulations, residents have 5 days to comment on the Amended 2019 Plan before it is approved by City Council, which 5-day review and comment period extended from July 22, 2021 through Tuesday, July 27, 2021; **NOW, THEREFORE**,

BE IT ORDAINED BY THE CITY COUNCIL OF THE CITY OF HOUSTON, TEXAS:

Section 1. That the City Council hereby approves and authorizes this substantial amendment to the Amended 2019 Plan to allow the transfer of a total of \$2,000,000.00 from the Emergency Shelter line item to the Street Outreach Activity within the ESG-CV Budget, attached hereto as **EXHIBIT "A"** and incorporated herein by reference.

Section 2. That the Mayor, or the Mayor's designee, is hereby authorized to execute the Amended 2019 Plan and all related documents on behalf of the City and to take all actions necessary to effectuate the City's intent and objectives in approving such Amended 2019 Plan and related documents, or other undertakings in the event of changed circumstances. The City Secretary (or in the absence of the City Secretary, any Assistant City Secretary) is hereby authorized to attest to all such signatures and to affix the seal of the City to all such instruments. The City Attorney is hereby authorized to take all action necessary to enforce legal obligations under said related contracts, agreements, or other undertakings, without further authorization from City Council.

Section 3. That the City Council finds that citizens were given an opportunity to comment on the proposed changes contained in this substantial amendment to the Amended 2019 Plan.

Section 4. That the City Council takes cognizance of the fact that to facilitate operations of various City community development programs, projects and activities, and to make adjustments occasioned by events transpiring during the year, it may become necessary to make adjustments to the projected uses of some of the program activities as originally adopted. Accordingly, the Mayor, through the Director of the HCDD, has determined:

- (1) a formal amendment may not be required by HUD nor the City Council for such administrative changes to the budget; and
- (2) this document will serve as a transmittal to HUD in compliance with 24 CFR §91.505(c), if applicable.

then, for all such administrative transfers, the Director of the Department of HCDD, his/her designee, or successor, may issue a request for the proposed transfer to the Director of the Finance Department. Upon receipt of such request, the Director of the Finance Department is hereby authorized to make transfers to and from said budget account or accounts in accordance with the request and to certify to the City Controller the amount transferred and the accounts affected. Upon receipt of such certification, the City Controller shall treat such funds as if they had been so budgeted in the first instance.

Section 5. That there exists a public emergency requiring that this Ordinance be passed finally on the date of its introduction as requested in writing by the Mayor; therefore, this Ordinance shall be passed finally on such date and shall take effect immediately upon its passage and approval by the Mayor; however, in the event that the Mayor fails to sign this Ordinance within five days after its passage and adoption, it shall take effect in accordance with Article VI, Section 6, Houston City Charter.

* * * *

PASSED AND ADOPTED this 1st day of September, 2021.

APPROVED this _____ day of _____, 2021.

Mayor of the City of Houston

Pursuant to Article VI, Section 6, Houston City Charter, the effective date of the foregoing Ordinance is SEP 07 2021.

[Signature]
City Secretary

Prepared by Legal Dept.
(CA/bbd/08/25/21)

DocuSigned by:
Camri Alexue

DS
03

Assistant City Attorney

Requested by Tom McCasland, Director, Housing and Community Development Department
L.D. File No. 0292000391003

Z:\Real Estate\CABD\Client Matters\Amend\Substantial Amendment ESC-CV\Fin

AYE	NO	
✓		MAYOR TURNER
....	COUNCIL MEMBERS
✓		PECK
✓		JACKSON
✓		KAMIN
✓		EVANS-SHABAZZ
✓		MARTIN
✓		THOMAS
✓		TRAVIS
✓		CISNEROS
✓		GALLEGOS
✓		POLLARD
✓		MARTHA CASTEX-TATUM
✓		KNOX
✓		ROBINSON
✓		KUBOSH
✓		PLUMMER
✓		ALCORN
CAPTION	ADOPTED	

CAPTION PUBLISHED IN DAILY COURT
REVIEW
DATE: SEP 07 2021

EXHIBIT “A”

ESG-CV ACTIVITIES	CURRENT ALLOCATION	REALLOCATION	CURRENT REVISED ALLOCATION	% CHANGE FROM LAST SUBSTANTIAL AMENDMENT OF REVISED ALLOCATION(S)	CUMULATIVE % of REVISED ALLOCATION(S)
Street Outreach	\$0.00	\$2,000,000.00	\$2,000,000.00	100%	7%
HMIS	\$0.00		\$0.00	0%	0%
Emergency Shelter	\$12,425,519.00	(\$2,000,000.00)	\$10,425,519.00	-16%	36%
Homeless Prevention	\$1,707,000.00		\$1,707,000.00	0%	6%
Rapid Rehousing	\$11,879,660.00		\$11,879,660.00	0%	41%
Administration (10% cap)	\$2,890,241.00		\$2,890,241.00	0%	10%
	\$28,902,420.00	\$0.00	\$28,902,420.00		100.00%

City of Houston, Texas, Ordinance No. 2021 – 940

AN ORDINANCE APPROVING AND AUTHORIZING A SUBSTANTIAL AMENDMENT TO THE CURRENT EMERGENCY SOLUTIONS GRANT – CORONAVIRUS BUDGET IN THE AMENDED 2019 ANNUAL ACTION PLAN TO ALLOW THE TRANSFER OF FUNDS FROM ESSENTIAL SERVICES AND OUTREACH ACTIVITIES TO HOMELESS PREVENTION AND RAPID REHOUSING ACTIVITIES WITHIN THE ESG-CV BUDGET; CONTAINING OTHER FINDINGS AND PROVISIONS RELATING TO THE FOREGOING SUBJECT; AND DECLARING AN EMERGENCY.

* * * *

WHEREAS, on May 22, 2019, pursuant to Ordinance No. 2019-381, as amended, the City Council of the City of Houston (“City Council”) approved and authorized the submission of the 2019 Annual Action Plan (“2019 Plan”), including an application and budget for the Community Development Block Grant (“CDBG”) Program, among others, to the United States Department of Housing and Urban Development (“HUD”), and the acceptance of the funds, if awarded; and

WHEREAS, on November 19, 2019, pursuant to Ordinance No. 2019-873, the City Council of the City of Houston (“City Council”) approved and authorized a substantial amendment to the 2019 Plan, including the HOME Program Application and Budget (“Home Program”), to decrease funding for the “Public Facilities and Improvements (Public/Private)” activity by \$1,390,000.00 and increase funding for the “Economic Development” activity by \$1,390,000.00; and

WHEREAS, on March 27, 2020, the Coronavirus Aid, Relief and Economic Security Act (“CARES Act”), Public Law 116-136, authorized a special allocation of ESG Coronavirus (“ESG-CV”) funds, among others, to state and local jurisdictions to prevent, prepare for, and respond to the Coronavirus (“COVID-19”), which funds must be expended by September 30, 2022; and

WHEREAS, pursuant to the CARES Act, HUD allocated \$23,277,504.00 to the City to prevent and respond to COVID-19 impacts through eligible activities in alignment with the 2019 Plan; and

WHEREAS, on May 6, 2020, pursuant to Ordinance No. 2020-374, the City Council approved and authorized a substantial amendment to the 2019 Plan, including the Home Program to decrease funding for the “Multifamily Development” activity by \$5,971,861.00 and to decrease funding by \$46,159.16 for the “CHDO Set-Aside Single Family Housing Development” activity; to create and add funding in the amount of \$5,738,788.16 for the new “Tenant Based Rental Assistance” activity and to add \$279,232.00 in funds to the “Planning and Administration” activity; and

WHEREAS, on May 6, 2020, pursuant to Ordinance No. 2020-394, the City Council approved and authorized the submission of a substantial amendment to the 2019 Plan to HUD, including an application for ESG-CV funds in the amount of \$7,252,552.00, and the acceptance of the funds, if awarded; and

WHEREAS, on June 17, 2020, pursuant to Ordinance No. 2020-511, the City Council approved and authorized the submission of a substantial amendment to the 2019 Plan to HUD, including a reallocation of CDBG-CV funds; and

WHEREAS, on August 19, 2020, pursuant to Ordinance No. 2020-694 the City Council approved and authorized the submission of a substantial amendment to the 2019 Plan to HUD, including an application for additional ESG-CV funds, and the acceptance of the funds, if awarded; and

WHEREAS, pursuant to the CARES Act, HUD provided an additional \$21,247,068.00 in CDBG-CV funding to supplement previously allocated funding to prevent and respond to COVID-19 impacts in the City through grant-eligible activities in alignment with the 2019 Plan, as amended; and

WHEREAS, on November 16, 2020, pursuant to Ordinance No. 2020-967 the City Council approved and authorized the submission of an Amended 2019 Plan ("Amended 2019 Plan") to HUD which included a revised application and budget for CDBG-CV funds in the amount of \$35,797,809.00, including an additional \$21,274,068.00 in CDBG-CV funds, and to accept funds from the aforementioned grant, if awarded; and

WHEREAS, on September 1, 2021, pursuant to Ordinance No. 2021-772 the City Council approved and authorized the submission of a substantial amendment to the Amended 2019 Plan to HUD to allow the transfer of Emergency Shelter funds to the Street Outreach Activity within the ESG-CV budget; and

WHEREAS, the City's Housing and Community Development Department ("HCDD") now desires to submit a substantial amendment to the Amended 2019 Plan to HUD, transferring \$6,561,700.65.00 in ESG-CV funds from the Essential Services and Outreach Activities to the Homeless Prevention and Rapid Rehousing Activities by making the following changes:

[REMAINDER OF PAGE INTENTIONALLY LEFT BLANK]

Emergency Solutions Program - Coronavirus Grant		
Activity	Delete/Decrease	Add/Increase
The ESG-CV Budget is Amended as follows:		
Essential Services	(\$6,338,335.65)	
Outreach	(\$223,365.00)	
Homeless Prevention		\$1,933,487.65
Rapid Rehousing		\$4,628,213.00
Total ESG-CV Budget Changes:	(\$6,561,700.65)	\$6,561,700.65

WHEREAS, these changes to the Amended 2019 Plan, including the revised budget for the ESG-CV Program, are necessary to reallocate current ESG-CV funds for the "Homeless Prevention" and "Rapid Re-Housing" activities; and

WHEREAS, in accordance with HUD's Citizen Participation Plan regulations, the City is required to amend components of a Consolidated Plan/Annual Action Plan for a variety of reasons, including when a reallocation of funds increases or decreases the budget of an activity by more than twenty-five (25%) of the original budget; and

WHEREAS, HCDD publicized in the Houston Chronicle its intent to amend the Amended 2019 Plan, including the revised budget for the ESG-CVC Program; and

WHEREAS, the final public notice period for the substantial amendment expired on October 18, 2021, at this time no citizen's comments have been received, and any updates to HUD will follow, as necessary; and

WHEREAS, as stipulated by federal regulations, residents have 5 days to comment on the Amended 2019 Plan before it is approved by City Council, which 5-day review and comment period extended from Wednesday, October 13, 2021 through Monday, October 18, 2021; **NOW, THEREFORE,**

BE IT ORDAINED BY THE CITY COUNCIL OF THE CITY OF HOUSTON, TEXAS:

Section 1. That the City Council hereby approves and authorizes this substantial amendment to the Amended 2019 Plan to allow the transfer of a total of \$6,561,700.65 from the Essential Services and Outreach Activities line items to the Homeless Prevention and Rapid Rehousing Activities line items within the ESG-CV Budget, attached hereto as **EXHIBIT "A"** and incorporated herein by reference.

Section 2. That the Mayor, or the Mayor's designee, is hereby authorized to execute the Amended 2019 Plan and all related documents on behalf of the City and to take all actions necessary to effectuate the City's intent and objectives in approving such Amended 2019 Plan and related documents, or other undertakings in the event of changed circumstances. The City Secretary (or in the absence of the City Secretary, any Assistant City Secretary) is hereby authorized to attest to all such signatures and to affix the seal of the City to all such instruments. The City Attorney is hereby authorized to take all action necessary to enforce legal obligations under said related contracts, agreements, or other undertakings, without further authorization from City Council. The Director or Interim Director of the Housing and Community Development Department or their designee is hereby authorized to execute ministerial or supplementary documents on behalf of the City without further authorization from City Council.

Section 3. That the City Council finds that citizens were given an opportunity to comment on the proposed changes contained in this substantial amendment to the Amended 2019 Plan.

Section 4. That the City Council takes cognizance of the fact that to facilitate operations of various City community development programs, projects and activities, and to make adjustments occasioned by events transpiring during the year, it may become necessary to make adjustments to the projected uses of some of the program activities as originally adopted. Accordingly, the Mayor, through the Interim Director of the HCDD, has determined:

- (1) a formal amendment may not be required by HUD nor the City Council for such administrative changes to the budget;
- (2) this document will serve as a transmittal to HUD in compliance with 24 CFR § 91.505(c), if applicable; and

then, for all such administrative transfers, the Director of the Department of HCDD, his/her designee, or successor, may issue a request for the proposed transfer to the Director of the Finance Department. Upon receipt of such request, the Director of the Finance Department is hereby authorized to make transfers to and from said budget account or accounts in accordance with the request and to certify to the City Controller the amount transferred and the accounts affected. Upon receipt of such certification, the City Controller shall treat such funds as if they had been so budgeted in the first instance.

Section 5. That there exists a public emergency requiring that this Ordinance be passed finally on the date of its introduction as requested in writing by the Mayor; therefore, this Ordinance shall be passed finally on such date and shall take effect immediately upon its passage and approval by the Mayor; however, in the event that the Mayor fails to sign this Ordinance within five days after its passage and adoption, it shall take effect in accordance with Article VI, Section 6, Houston City Charter.

* * * *


PASSED AND ADOPTED this 3rd day of November, 2021.

APPROVED this _____ day of _____, 2021.

Mayor of the City of Houston

Pursuant to Article VI, Section 6, Houston City Charter, the effective date of the foregoing Ordinance is NOV 8 9 2021.

Patricia H. Harnell
City Secretary

DocuSigned by: 
David Chang
Prepared by Legal Dept. _____
(DC/ea/10/25/21) Senior Assistant City Attorney
Requested by Keith W. Bynam, Interim Director, Housing and Community Development
Department
L.D. File No. 0292000391004
Z:\Real Estate\DCEA\Ordinance\OrdSubstantialAmendment ESG-CV2021

Meeting 11/03/2021

Aye	No	
Mayor out of city on city business		Mayor Turner
....	Council Members
✓		Peck
✓		Jackson
✓		Kamin
✓		Evans-Shabazz
✓		Martin
✓		Thomas
✓		Travis
✓		Cisneros
✓		Gallegos
✓		Pollard
✓		Castex-Tatum
✓		Knox
✓		Robinson
✓		Kubosh
✓		Plummer
✓		Alcorn
Caption	Adopted	

Captions Published in DAILY COURT REVIEW

Date: 11/9/2021

EXHIBIT “A”

PREPARED: 20-Oct-21
 APPROVED:
 AMENDMENT: 3
 ORDINANCE NO:

PROJECTED USE OF ESG-CV FUNDS
 ESG-CV 2019
 July 1, 2019 through June 30, 2020

ESG-CV ACTIVITIES	CURRENT ALLOCATION	REALLOCATION	CURRENT REVISED ALLOCATION	% CHANGE FROM LAST SUBSTANTIAL AMENDMENT OF REVISED ALLOCATION(S)	CUMULATIVE % of REVISED ALLOCATION(S)
Street Outreach	\$2,000,000.00	(\$223,365.00)	\$1,776,635.00	-11%	6%
HMIS	\$0.00		\$0.00	0%	0%
Emergency Shelter	\$10,425,519.00	(\$6,338,335.65)	\$4,087,183.35	-61%	14%
Homeless Prevention	\$1,707,000.00	\$1,933,487.65	\$3,640,487.65	113%	13%
Rapid Rehousing	\$11,879,660.00	\$4,628,213.00	\$16,507,873.00	39%	57%
Administration (10% cap)	\$2,890,241.00		\$2,890,241.00	0%	10%
	\$28,902,420.00	\$0.00	\$28,902,420.00		100.00%

City of Houston, Texas, Ordinance No. 2021 - 1084

AN ORDINANCE APPROVING AND AUTHORIZING THE SUBMISSION OF AN AMENDED 2021 ANNUAL ACTION PLAN TO THE UNITED STATES DEPARTMENT OF HOUSING AND URBAN DEVELOPMENT, INCLUDING A HOME INVESTMENT PARTNERSHIPS GRANT-AMERICAN RESCUE PLAN (“HOME-ARP”) ALLOCATION PLAN AND AN APPLICATION AND BUDGET FOR THE HOME-ARP GRANT IN THE AMOUNT OF \$37,352,805.00; TO ACCEPT FUNDS FROM THE AFOREMENTIONED GRANT, IF AWARDED; CONTAINING OTHER FINDINGS AND PROVISIONS RELATING TO THE FOREGOING SUBJECT; AND DECLARING AN EMERGENCY.

* * * *

WHEREAS, on March 11, 2021, the President signed into federal law the American Rescue Plan Act of 2021 (“ARP”), which provides over \$1.9 trillion in relief to address the continued impact of the COVID-19 pandemic on the economy, public health, State and local governments, individuals, and businesses; and

WHEREAS, to address the need for homelessness assistance and supportive services, Congress appropriated \$5 billion in ARP funds to be administered through the HOME Investments Partnerships Program (“HOME”) to perform four activities that must primarily benefit qualifying individuals and families who are homeless, at risk of homelessness, or in other vulnerable populations (“HOME-ARP”); and

WHEREAS, the activities to be performed under HOME-ARP include (1) development and support of affordable housing, (2) tenant-based rental assistance, (3) provision of supportive services, and (4) acquisition and development of non-congregate shelter units; and

WHEREAS, on April 21, 2021, pursuant to Ordinance No. 2021-273, the City Council of the City of Houston (“City Council”) approved and authorized the submission of the 2021 Annual Action Plan (“2021 Plan”), including an application and budget for the HOME Investment Partnerships Grant (“HOME”), among others, to the United States Department of Housing and Urban Development (“HUD”), and the acceptance of the funds, if awarded; and

WHEREAS, the City of Houston’s Housing and Community Development Department (“HCDD”) now desires to (1) submit an Amended 2021 Annual Action Plan (“Amended 2021 Plan”) to HUD, which includes a HOME-ARP Allocation Plan and an application (“Application”) and budget for HOME-ARP funds in the amount of \$37,352,805.00, and (2) accept funds from the aforementioned grant, if awarded; and

WHEREAS, the City’s Application estimates a total of \$37,352,805.00 in HOME-ARP funding to be received during the HUD Program Year 2021 (July 1, 2021 – June 30, 2022) and expended on the following activities:

HOME Investment Partnerships Program – American Rescue Plan		
Activity	Grant Amount	Percent
Acquisition and/or Development of Non-Congregate Shelters/Program Delivery	\$22,550,000.00	60.4%
Tenant-Based Rental Assistance	\$2,500,000.00	6.7%
Supportive Services	\$6,699,885.00	17.9%
Planning and Administration	\$5,602,920.00	15.0%
Total	\$37,352,805.00	100.0%

WHEREAS, the format and information set forth in the City’s Amended 2021 Plan to be submitted to HUD are based on federal guidance and requirements; and

WHEREAS, these changes to the 2021 Plan, including the Application and budget for the HOME-ARP Allocation Plan, are necessary to assist individuals or households who are homeless or at risk of homelessness, and other vulnerable populations; and

WHEREAS, in accordance with HUD’s Citizen Participation Plan regulations, the City is required to amend components of a Consolidated Plan/Annual Action Plan for a variety of reasons, including when a reallocation of funds increases or decreases the budget of an activity by more than twenty-five (25%) of the original budget, or when an activity is added to or deleted from the Plan; and

WHEREAS, HCDD has publicized in the Houston Chronicle its intent to amend the 2021 Plan and submit an Amended 2021 Plan, including a HOME-ARP Allocation Plan and the Application and budget for the HOME-ARP funds; and

WHEREAS, the final public notice period for the Amended 2021 Plan expired on November 19, 2021, at this time, comments from several citizens have been received, and any updates to HUD will follow, as necessary; and

WHEREAS, as stipulated by federal regulations, residents have 15 days to comment on the Amended 2021 Plan before it is approved by City Council, which 15-day review and comment period extended from November 4, 2021 through November 19, 2021; **NOW THEREFORE**,

* * * *

BE IT ORDAINED BY THE CITY COUNCIL OF THE CITY OF HOUSTON, TEXAS:

Section 1. That the City Council hereby approves and authorizes the City to submit the Amended 2021 Plan to HUD, including the HOME-ARP Allocation Plan, the Application and budget (as attached under **Exhibit “A”**) for HOME-ARP funds in the amount of \$37,352,805.00; and to accept funds from the aforementioned grant, if awarded.

Section 2. That the Mayor is hereby designated as the official to accept the funds requested in the Application, or a different amount awarded by HUD, pursuant to the Amended 2021 Plan.

Section 3. That the Mayor, or the Mayor's designee, is hereby authorized to execute the Amended 2021 Plan, the Application and all related documents on behalf of the City and to take all actions necessary to effectuate the City's intent and objectives in approving such Amended 2021 Plan, the Application and related documents, or other undertakings in the event of changed circumstances. The City Secretary (or in the absence of the City Secretary, any Assistant City Secretary) is hereby authorized to attest to all such signatures and to affix the seal of the City to all such instruments. The City Attorney is hereby authorized to take all action necessary to enforce legal obligations under said related contracts, agreements or other undertakings, without further authorization from City Council.

Section 4. That public notice of the Amended 2021 Plan was published in the Houston Chronicle from November 4, 2021 through November 19, 2021. HCDD has considered comments and views of citizens received in writing, or orally at the public hearings, in response to the Amended 2021 Plan and will make appropriate changes to the Amended 2021 Plan prior to submission of same to HUD, as necessary.

Section 5. That the City Council takes cognizance of the fact that in order to facilitate operations of the various City housing and community development programs, projects and activities, and to make adjustments occasioned by events transpiring during the year, some transfers may be necessary to and from some of the accounts contained within the Application as originally adopted. Accordingly, if the Mayor, through the Interim Director of HCDD, its designee, or successor, from time to time shall upon the review of each grant separately and individually determine, consistent with the mandates of ARP:

- (1) that there are unexpended funds in a grant budget for one or more of the programs, projects or activities, which could be transferred to another program year budget without creating deficits in the requirements for any housing and community development program, project or activity;
- (2) that all proposed transfers comply in all respects with all applicable federal laws and regulations;
- (3) that when a formal amendment is required, this document and its attachment will serve as a transmittal to HUD in compliance with 24 CFR § 91.505(c), when applicable;
- (4) that a formal amendment may not be required by HUD nor the City Council of the City for such administrative and other minor changes to the budget; and

then, for all such administrative transfers, the Interim Director of the Department of HCDD, his/her designee, or successor, may issue a request for the proposed transfer to the Director of the Finance Department. Upon receipt of such request, the Director of the Finance Department is hereby authorized to make transfers to and from said budget account or accounts in accordance with the

request and to certify to the City Controller the amount transferred and the accounts affected. Upon receipt of such certification, the City Controller shall treat such funds as if they had been so budgeted in the first instance.

Section 6. That the City Council authorizes the Interim Director of HCDD or his or her designee or successor to make final adjustments to the Amended 2021 Plan prior to its full execution, as may be required by HUD, without the necessity of returning to City Council for final approval.


Section 7. That there exists a public emergency requiring that this Ordinance be passed finally on the date of its introduction as requested in writing by the Mayor; therefore, this Ordinance shall be passed finally on such date and shall take effect immediately upon its passage and approval by the Mayor; however, in the event that the Mayor fails to sign this Ordinance within five days after its passage and adoption, it shall take effect in accordance with Article VI, Section 6, Houston City Charter.


PASSED AND ADOPTED this 8th day of December, 2021.

APPROVED this _____ day of _____, 2021.

Mayor of the City of Houston

Pursuant to Article VI, Section 6, Houston City Charter, the effective date of the foregoing Ordinance is _____.


City Secretary

DocuSigned by: 
Prepared by Legal Dept. Gene Chinweze
(KC/ea/11/17/21) Senior Assistant City Attorney
Requested by Keith W. Bynam, Interim Director, Housing and Community Development
Department
L.D. File No. 0292100590001
FUND REF: \$37,352,805.00 (to be received)
HOME Investment Partnerships Grant-American Rescue Plan
Federal Government – Grant Funded (5000)
z:\DAC\ORD\ordamendedannualactionplan_HOME-ARP2021

Meeting

Aye	No	
✓		Mayor Turner
....	Council Members
✓		Peck
✓		Jackson
✓		Kamin
✓		Evans-Shabazz
✓		Martin
✓		Thomas
✓		Travis
✓		Cisneros
✓		Gallegos
✓		Pollard
Absent		Castex-Tatum
✓		Knox
✓		Robinson
✓		Kubosh
✓		Plummer
✓		Alcorn
Caption	Adopted	

Captions Published in DAILY COURT REVIEW

Date: 12/14/2021

EXHIBIT “A”

Application for Federal Assistance SF-424

*** 1. Type of Submission:**

- ☐ Preapplication
☒ Application
☐ Changed/Corrected Application

*** 2. Type of Application:**

- ☐ New
☐ Continuation
☒ Revision

*** If Revision, select appropriate letter(s):**

A: Increase Award

*** Other (Specify):**

*** 3. Date Received:**

4. Applicant Identifier:

M21-MP48-0206

5a. Federal Entity Identifier:

5b. Federal Award Identifier:

State Use Only:

6. Date Received by State:

7. State Application Identifier:

8. APPLICANT INFORMATION:

*** a. Legal Name:**

City of Houston

*** b. Employer/Taxpayer Identification Number (EIN/TIN):**

746001164

*** c. Organizational DUNS:**

8324319850000

d. Address:

*** Street1:**

2100 Travis Street, 9th Floor

Street2:

*** City:**

Houston

County/Parish:

*** State:**

TX: Texas

Province:

*** Country:**

USA: UNITED STATES

*** Zip / Postal Code:**

77002

e. Organizational Unit:

Department Name:

Housing and Community Dev Dept

Division Name:

f. Name and contact information of person to be contacted on matters involving this application:

Prefix:

*** First Name:**

Keith

Middle Name:

*** Last Name:**

Bynam

Suffix:

Title:

Interim Director

Organizational Affiliation:

*** Telephone Number:**

832-394-6134

Fax Number:

*** Email:**

Keith.Bynam@houstontx.gov

Application for Federal Assistance SF-424*** 9. Type of Applicant 1: Select Applicant Type:**

C: City or Township Government

Type of Applicant 2: Select Applicant Type:**Type of Applicant 3: Select Applicant Type:***** Other (specify):***** 10. Name of Federal Agency:**

U.S. Department of Housing and Urban Development

11. Catalog of Federal Domestic Assistance Number:

14.239

CFDA Title:

HOME Investment Partnership Grant-American Rescue Plan (HOME-ARP)

*** 12. Funding Opportunity Number:***** Title:****13. Competition Identification Number:****Title:****14. Areas Affected by Project (Cities, Counties, States, etc.):**

City of Houston

Add Attachment

Delete Attachment

View Attachment

*** 15. Descriptive Title of Applicant's Project:**

HOME-ARP Grant

Attach supporting documents as specified in agency instructions.

Add Attachments

Delete Attachments

View Attachments

Application for Federal Assistance SF-424	
16. Congressional Districts Of:	
* a. Applicant: <input type="text" value="2, 7, 8, 9, 10, 18, 22, 29, 36"/>	* b. Program/Project: <input type="text" value="2, 7, 8, 9, 10, 18, 22, 29, 36"/>
Attach an additional list of Program/Project Congressional Districts if needed.	
<input type="text"/>	<input type="button" value="Add Attachment"/> <input type="button" value="Delete Attachment"/> <input type="button" value="View Attachment"/>
17. Proposed Project:	
* a. Start Date: <input type="text" value="09/20/2021"/>	* b. End Date: <input type="text" value="09/30/2030"/>
18. Estimated Funding (\$):	
* a. Federal	<input type="text" value="37,352,805.00"/>
* b. Applicant	<input type="text" value="0.00"/>
* c. State	<input type="text" value="0.00"/>
* d. Local	<input type="text" value="0.00"/>
* e. Other	<input type="text" value="0.00"/>
* f. Program Income	<input type="text" value="0.00"/>
* g. TOTAL	<input type="text" value="37,352,805.00"/>
* 19. Is Application Subject to Review By State Under Executive Order 12372 Process? <input type="checkbox"/> a. This application was made available to the State under the Executive Order 12372 Process for review on <input type="text"/> . <input type="checkbox"/> b. Program is subject to E.O. 12372 but has not been selected by the State for review. <input checked="" type="checkbox"/> c. Program is not covered by E.O. 12372.	
* 20. Is the Applicant Delinquent On Any Federal Debt? (If "Yes," provide explanation in attachment.) <input type="checkbox"/> Yes <input checked="" type="checkbox"/> No If "Yes", provide explanation and attach <input type="text"/> <div style="display: flex; justify-content: flex-end; gap: 10px;"> <input type="button" value="Add Attachment"/> <input type="button" value="Delete Attachment"/> <input type="button" value="View Attachment"/> </div>	
21. *By signing this application, I certify (1) to the statements contained in the list of certifications** and (2) that the statements herein are true, complete and accurate to the best of my knowledge. I also provide the required assurances** and agree to comply with any resulting terms if I accept an award. I am aware that any false, fictitious, or fraudulent statements or claims may subject me to criminal, civil, or administrative penalties. (U.S. Code, Title 218, Section 1001) <input checked="" type="checkbox"/> ** I AGREE ** The list of certifications and assurances, or an internet site where you may obtain this list, is contained in the announcement or agency specific instructions.	
Authorized Representative:	
Prefix: <input type="text"/>	* First Name: <input type="text" value="Sylvester"/>
Middle Name: <input type="text"/>	
* Last Name: <input type="text" value="Turner"/>	
Suffix: <input type="text"/>	
* Title: <input type="text" value="Mayor"/>	
* Telephone Number: <input type="text" value="832-393-1011"/>	Fax Number: <input type="text"/>
* Email: <input type="text" value="Sylvester.Turner@houstontx.gov"/>	
* Signature of Authorized Representative: <input type="text"/>	* Date Signed: <input type="text"/>

ASSURANCES - NON-CONSTRUCTION PROGRAMS

Public reporting burden for this collection of information is estimated to average 15 minutes per response, including time for reviewing instructions, searching existing data sources, gathering and maintaining the data needed, and completing and reviewing the collection of information. Send comments regarding the burden estimate or any other aspect of this collection of information, including suggestions for reducing this burden, to the Office of Management and Budget, Paperwork Reduction Project (0348-0040), Washington, DC 20503.

PLEASE DO NOT RETURN YOUR COMPLETED FORM TO THE OFFICE OF MANAGEMENT AND BUDGET. SEND IT TO THE ADDRESS PROVIDED BY THE SPONSORING AGENCY.

NOTE: Certain of these assurances may not be applicable to your project or program. If you have questions, please contact the awarding agency. Further, certain Federal awarding agencies may require applicants to certify to additional assurances. If such is the case, you will be notified.

As the duly authorized representative of the applicant, I certify that the applicant:

1. Has the legal authority to apply for Federal assistance and the institutional, managerial and financial capability (including funds sufficient to pay the non-Federal share of project cost) to ensure proper planning, management and completion of the project described in this application.
2. Will give the awarding agency, the Comptroller General of the United States and, if appropriate, the State, through any authorized representative, access to and the right to examine all records, books, papers, or documents related to the award; and will establish a proper accounting system in accordance with generally accepted accounting standards or agency directives.
3. Will establish safeguards to prohibit employees from using their positions for a purpose that constitutes or presents the appearance of personal or organizational conflict of interest, or personal gain.
4. Will initiate and complete the work within the applicable time frame after receipt of approval of the awarding agency.
5. Will comply with the Intergovernmental Personnel Act of 1970 (42 U.S.C. §§4728-4763) relating to prescribed standards for merit systems for programs funded under one of the 19 statutes or regulations specified in Appendix A of OPM's Standards for a Merit System of Personnel Administration (5 C.F.R. 900, Subpart F).
6. Will comply with all Federal statutes relating to nondiscrimination. These include but are not limited to: (a) Title VI of the Civil Rights Act of 1964 (P.L. 88-352) which prohibits discrimination on the basis of race, color or national origin; (b) Title IX of the Education Amendments of 1972, as amended (20 U.S.C. §§1681-1683, and 1685-1686), which prohibits discrimination on the basis of sex; (c) Section 504 of the Rehabilitation Act of 1973, as amended (29 U.S.C. §794), which prohibits discrimination on the basis of handicaps; (d) the Age Discrimination Act of 1975, as amended (42 U.S.C. §§6101-6107), which prohibits discrimination on the basis of age; (e) the Drug Abuse Office and Treatment Act of 1972 (P.L. 92-255), as amended, relating to nondiscrimination on the basis of drug abuse; (f) the Comprehensive Alcohol Abuse and Alcoholism Prevention, Treatment and Rehabilitation Act of 1970 (P.L. 91-616), as amended, relating to nondiscrimination on the basis of alcohol abuse or alcoholism; (g) §§523 and 527 of the Public Health Service Act of 1912 (42 U.S.C. §§290 dd-3 and 290 ee- 3), as amended, relating to confidentiality of alcohol and drug abuse patient records; (h) Title VIII of the Civil Rights Act of 1968 (42 U.S.C. §§3601 et seq.), as amended, relating to nondiscrimination in the sale, rental or financing of housing; (i) any other nondiscrimination provisions in the specific statute(s) under which application for Federal assistance is being made; and, (j) the requirements of any other nondiscrimination statute(s) which may apply to the application.
7. Will comply, or has already complied, with the requirements of Titles II and III of the Uniform Relocation Assistance and Real Property Acquisition Policies Act of 1970 (P.L. 91-646) which provide for fair and equitable treatment of persons displaced or whose property is acquired as a result of Federal or federally-assisted programs. These requirements apply to all interests in real property acquired for project purposes regardless of Federal participation in purchases.
8. Will comply, as applicable, with provisions of the Hatch Act (5 U.S.C. §§1501-1508 and 7324-7328) which limit the political activities of employees whose principal employment activities are funded in whole or in part with Federal funds.

Previous Edition Usable

Authorized for Local Reproduction

Standard Form 424B (Rev. 7-97)
Prescribed by OMB Circular A-102

9. Will comply, as applicable, with the provisions of the Davis-Bacon Act (40 U.S.C. §§276a to 276a-7), the Copeland Act (40 U.S.C. §276c and 18 U.S.C. §874), and the Contract Work Hours and Safety Standards Act (40 U.S.C. §§327-333), regarding labor standards for federally-assisted construction subagreements.
10. Will comply, if applicable, with flood insurance purchase requirements of Section 102(a) of the Flood Disaster Protection Act of 1973 (P.L. 93-234) which requires recipients in a special flood hazard area to participate in the program and to purchase flood insurance if the total cost of insurable construction and acquisition is \$10,000 or more.
11. Will comply with environmental standards which may be prescribed pursuant to the following: (a) institution of environmental quality control measures under the National Environmental Policy Act of 1969 (P.L. 91-190) and Executive Order (EO) 11514; (b) notification of violating facilities pursuant to EO 11738; (c) protection of wetlands pursuant to EO 11990; (d) evaluation of flood hazards in floodplains in accordance with EO 11988; (e) assurance of project consistency with the approved State management program developed under the Coastal Zone Management Act of 1972 (16 U.S.C. §§1451 et seq.); (f) conformity of Federal actions to State (Clean Air) Implementation Plans under Section 176(c) of the Clean Air Act of 1955, as amended (42 U.S.C. §§7401 et seq.); (g) protection of underground sources of drinking water under the Safe Drinking Water Act of 1974, as amended (P.L. 93-523); and, (h) protection of endangered species under the Endangered Species Act of 1973, as amended (P.L. 93-205).
12. Will comply with the Wild and Scenic Rivers Act of 1968 (16 U.S.C. §§1271 et seq.) related to protecting components or potential components of the national wild and scenic rivers system.
13. Will assist the awarding agency in assuring compliance with Section 106 of the National Historic Preservation Act of 1966, as amended (16 U.S.C. §470), EO 11593 (identification and protection of historic properties), and the Archaeological and Historic Preservation Act of 1974 (16 U.S.C. §§469a-1 et seq.).
14. Will comply with P.L. 93-348 regarding the protection of human subjects involved in research, development, and related activities supported by this award of assistance.
15. Will comply with the Laboratory Animal Welfare Act of 1966 (P.L. 89-544, as amended, 7 U.S.C. §§2131 et seq.) pertaining to the care, handling, and treatment of warm blooded animals held for research, teaching, or other activities supported by this award of assistance.
16. Will comply with the Lead-Based Paint Poisoning Prevention Act (42 U.S.C. §§4801 et seq.) which prohibits the use of lead-based paint in construction or rehabilitation of residence structures.
17. Will cause to be performed the required financial and compliance audits in accordance with the Single Audit Act Amendments of 1996 and OMB Circular No. A-133, "Audits of States, Local Governments, and Non-Profit Organizations."
18. Will comply with all applicable requirements of all other Federal laws, executive orders, regulations, and policies governing this program.
19. Will comply with the requirements of Section 106(g) of the Trafficking Victims Protection Act (TVPA) of 2000, as amended (22 U.S.C. 7104) which prohibits grant award recipients or a sub-recipient from (1) Engaging in severe forms of trafficking in persons during the period of time that the award is in effect (2) Procuring a commercial sex act during the period of time that the award is in effect or (3) Using forced labor in the performance of the award or subawards under the award.

SIGNATURE OF AUTHORIZED CERTIFYING OFFICIAL <div style="border: 1px solid black; height: 50px; width: 100%;"></div>	TITLE <div style="border: 1px solid black; padding: 2px;">Mayor</div>
APPLICANT NAME <div style="border: 1px solid black; padding: 2px;">City of Houston</div>	DATE SUBMITTED <div style="border: 1px solid black; height: 30px; width: 100%;"></div>

Standard Form 424B (Rev. 7-97) Back

ASSURANCES - CONSTRUCTION PROGRAMS

OMB Number: 4040-0009
Expiration Date: 02/28/2022

Public reporting burden for this collection of information is estimated to average 15 minutes per response, including time for reviewing instructions, searching existing data sources, gathering and maintaining the data needed, and completing and reviewing the collection of information. Send comments regarding the burden estimate or any other aspect of this collection of information, including suggestions for reducing this burden, to the Office of Management and Budget, Paperwork Reduction Project (0348-0042), Washington, DC 20503.

PLEASE DO NOT RETURN YOUR COMPLETED FORM TO THE OFFICE OF MANAGEMENT AND BUDGET. SEND IT TO THE ADDRESS PROVIDED BY THE SPONSORING AGENCY.

NOTE: Certain of these assurances may not be applicable to your project or program. If you have questions, please contact the Awarding Agency. Further, certain Federal assistance awarding agencies may require applicants to certify to additional assurances. If such is the case, you will be notified.

As the duly authorized representative of the applicant, I certify that the applicant:

1. Has the legal authority to apply for Federal assistance, and the institutional, managerial and financial capability (including funds sufficient to pay the non-Federal share of project costs) to ensure proper planning, management and completion of project described in this application.
2. Will give the awarding agency, the Comptroller General of the United States and, if appropriate, the State, the right to examine all records, books, papers, or documents related to the assistance; and will establish a proper accounting system in accordance with generally accepted accounting standards or agency directives.
3. Will not dispose of, modify the use of, or change the terms of the real property title or other interest in the site and facilities without permission and instructions from the awarding agency. Will record the Federal awarding agency directives and will include a covenant in the title of real property acquired in whole or in part with Federal assistance funds to assure non-discrimination during the useful life of the project.
4. Will comply with the requirements of the assistance awarding agency with regard to the drafting, review and approval of construction plans and specifications.
5. Will provide and maintain competent and adequate engineering supervision at the construction site to ensure that the complete work conforms with the approved plans and specifications and will furnish progressive reports and such other information as may be required by the assistance awarding agency or State.
6. Will initiate and complete the work within the applicable time frame after receipt of approval of the awarding agency.
7. Will establish safeguards to prohibit employees from using their positions for a purpose that constitutes or presents the appearance of personal or organizational conflict of interest, or personal gain.
8. Will comply with the Intergovernmental Personnel Act of 1970 (42 U.S.C. §§4728-4763) relating to prescribed standards of merit systems for programs funded under one of the 19 statutes or regulations specified in Appendix A of OPM's Standards for a Merit System of Personnel Administration (5 C.F.R. 900, Subpart F).
9. Will comply with the Lead-Based Paint Poisoning Prevention Act (42 U.S.C. §§4801 et seq.) which prohibits the use of lead-based paint in construction or rehabilitation of residence structures.
10. Will comply with all Federal statutes relating to non-discrimination. These include but are not limited to: (a) Title VI of the Civil Rights Act of 1964 (P.L. 88-352) which prohibits discrimination on the basis of race, color or national origin; (b) Title IX of the Education Amendments of 1972, as amended (20 U.S.C. §§1681 1683, and 1685-1686), which prohibits discrimination on the basis of sex; (c) Section 504 of the Rehabilitation Act of 1973, as amended (29 U.S.C. §794), which prohibits discrimination on the basis of handicaps; (d) the Age Discrimination Act of 1975, as amended (42 U.S.C. §§6101-6107), which prohibits discrimination on the basis of age; (e) the Drug Abuse Office and Treatment Act of 1972 (P.L. 92-255), as amended relating to nondiscrimination on the basis of drug abuse; (f) the Comprehensive Alcohol Abuse and Alcoholism Prevention, Treatment and Rehabilitation Act of 1970 (P.L. 91-616), as amended, relating to nondiscrimination on the basis of alcohol abuse or alcoholism; (g) §§523 and 527 of the Public Health Service Act of 1912 (42 U.S.C. §§290 dd-3 and 290 ee 3), as amended, relating to confidentiality of alcohol and drug abuse patient records; (h) Title VIII of the Civil Rights Act of 1968 (42 U.S.C. §§3601 et seq.), as amended, relating to nondiscrimination in the sale, rental or financing of housing; (i) any other nondiscrimination provisions in the specific statute(s) under which application for Federal assistance is being made; and (j) the requirements of any other nondiscrimination statute(s) which may apply to the application.

Previous Edition Usable

Authorized for Local Reproduction

Standard Form 424D (Rev. 7-97)
Prescribed by OMB Circular A-102

11. Will comply, or has already complied, with the requirements of Titles II and III of the Uniform Relocation Assistance and Real Property Acquisition Policies Act of 1970 (P.L. 91-646) which provide for fair and equitable treatment of persons displaced or whose property is acquired as a result of Federal and federally-assisted programs. These requirements apply to all interests in real property acquired for project purposes regardless of Federal participation in purchases.
12. Will comply with the provisions of the Hatch Act (5 U.S.C. §§1501-1508 and 7324-7328) which limit the political activities of employees whose principal employment activities are funded in whole or in part with Federal funds.
13. Will comply, as applicable, with the provisions of the Davis-Bacon Act (40 U.S.C. §§276a to 276a-7), the Copeland Act (40 U.S.C. §276c and 18 U.S.C. §874), and the Contract Work Hours and Safety Standards Act (40 U.S.C. §§327-333) regarding labor standards for federally-assisted construction subagreements.
14. Will comply with flood insurance purchase requirements of Section 102(a) of the Flood Disaster Protection Act of 1973 (P.L. 93-234) which requires recipients in a special flood hazard area to participate in the program and to purchase flood insurance if the total cost of insurable construction and acquisition is \$10,000 or more.
15. Will comply with environmental standards which may be prescribed pursuant to the following: (a) institution of environmental quality control measures under the National Environmental Policy Act of 1969 (P.L. 91-190) and Executive Order (EO) 11514; (b) notification of violating facilities pursuant to EO 11738; (c) protection of wetlands pursuant to EO 11990; (d) evaluation of flood hazards in floodplains in accordance with EO 11988; (e) assurance of project consistency with the approved State management program developed under the Coastal Zone Management Act of 1972 (16 U.S.C. §§1451 et seq.); (f) conformity of Federal actions to State (Clean Air) implementation Plans under Section 176(c) of the Clean Air Act of 1955, as amended (42 U.S.C. §§7401 et seq.); (g) protection of underground sources of drinking water under the Safe Drinking Water Act of 1974, as amended (P.L. 93-523); and, (h) protection of endangered species under the Endangered Species Act of 1973, as amended (P.L. 93-205).
16. Will comply with the Wild and Scenic Rivers Act of 1968 (16 U.S.C. §§1271 et seq.) related to protecting components or potential components of the national wild and scenic rivers system.
17. Will assist the awarding agency in assuring compliance with Section 106 of the National Historic Preservation Act of 1966, as amended (16 U.S.C. §470), EO 11593 (identification and protection of historic properties), and the Archaeological and Historic Preservation Act of 1974 (16 U.S.C. §§469a-1 et seq.).
18. Will cause to be performed the required financial and compliance audits in accordance with the Single Audit Act Amendments of 1996 and OMB Circular No. A-133, "Audits of States, Local Governments, and Non-Profit Organizations."
19. Will comply with all applicable requirements of all other Federal laws, executive orders, regulations, and policies governing this program.
20. Will comply with the requirements of Section 106(g) of the Trafficking Victims Protection Act (TVPA) of 2000, as amended (22 U.S.C. 7104) which prohibits grant award recipients or a sub-recipient from (1) Engaging in severe forms of trafficking in persons during the period of time that the award is in effect (2) Procuring a commercial sex act during the period of time that the award is in effect or (3) Using forced labor in the performance of the award or subawards under the award.

SIGNATURE OF AUTHORIZED CERTIFYING OFFICIAL 	TITLE Mayor
APPLICANT ORGANIZATION City of Houston	DATE SUBMITTED

SF-424D (Rev. 7-97) Back

Attest/Seal:

City Secretary

Countersigned:

City Controller

DATE OF COUNTERSIGNATURE: _____, 2021

APPROVED:

Director
Housing and Community Development Department

APPROVED AS TO FORM:

Senior Assistant City Attorney

HOME-ARP Budget Page

HOME-ARP Funds	Allocation	Percentage
Sources		
Projected HOME Grant Award	\$ 37,352,805	
Projected HOME-ARP Funding	\$ 37,352,805	
Uses		
Planning and Administration*	\$ 5,602,920	15.0%
Acquisition and Development of Non-Congregate Shelters	\$ 22,550,000	60.4%
Tenant Based Rental Assistance	\$ 2,500,000	6.7%
Supportive Services	\$ 6,699,885	17.9%
Total	\$ 37,352,805	100.0%

*Planning and Administration up to 15% of Grant Amount.

HOME-ARP CERTIFICATIONS

In accordance with the applicable statutes and the regulations governing the consolidated plan regulations, the participating jurisdiction certifies that:

Affirmatively Further Fair Housing --The jurisdiction will affirmatively further fair housing pursuant to 24 CFR 5.151 and 5.152.

Uniform Relocation Act and Anti-displacement and Relocation Plan --It will comply with the acquisition and relocation requirements of the Uniform Relocation Assistance and Real Property Acquisition Policies Act of 1970, as amended, (42 U.S.C. 4601-4655) and implementing regulations at 49 CFR Part 24. It will comply with the acquisition and relocation requirements contained in the HOME-ARP Notice, including the revised one-for-one replacement requirements. It has in effect and is following a residential anti-displacement and relocation assistance plan required under 24 CFR Part 42, which incorporates the requirements of the HOME-ARP Notice. It will follow its residential anti-displacement and relocation assistance plan in connection with any activity assisted with funding under the HOME-ARP program.

Anti-Lobbying --To the best of the jurisdiction's knowledge and belief:

1. No Federal appropriated funds have been paid or will be paid, by or on behalf of it, to any person for influencing or attempting to influence an officer or employee of any agency, a Member of Congress, an officer or employee of Congress, or an employee of a Member of Congress in connection with the awarding of any Federal contract, the making of any Federal grant, the making of any Federal loan, the entering into of any cooperative agreement, and the extension, continuation, renewal, amendment, or modification of any Federal contract, grant, loan, or cooperative agreement;
2. If any funds other than Federal appropriated funds have been paid or will be paid to any person for influencing or attempting to influence an officer or employee of any agency, a Member of Congress, an officer or employee of Congress, or an employee of a Member of Congress in connection with this Federal contract, grant, loan, or cooperative agreement, it will complete and submit Standard Form-LLL, "Disclosure Form to Report Lobbying," in accordance with its instructions; and
3. It will require that the language of paragraph 1 and 2 of this anti-lobbying certification be included in the award documents for all subawards at all tiers (including subcontracts, subgrants, and contracts under grants, loans, and cooperative agreements) and that all subrecipients shall certify and disclose accordingly.

Authority of Jurisdiction --The consolidated plan is authorized under State and local law (as applicable) and the jurisdiction possesses the legal authority to carry out the programs for which it is seeking funding, in accordance with applicable HUD regulations and program requirements.

Section 3 --It will comply with section 3 of the Housing and Urban Development Act of 1968 (12 U.S.C. 1701u) and implementing regulations at 24 CFR Part 75.

HOME-ARP Certification --It will use HOME-ARP funds consistent with Section 3205 of the American Rescue Plan Act of 2021 (P.L. 117-2) and the CPD Notice: *Requirements for the Use of Funds in the HOME-American Rescue Plan Program*, as may be amended by HUD, for eligible activities and costs, including the HOME-ARP Notice requirements that activities are consistent with its accepted HOME-ARP allocation plan and that HOME-ARP funds will not be used for prohibited activities or costs, as described in the HOME-ARP Notice.

Signature of Authorized Official

Date

Mayor

Title



Appendix 2: Maps

Emergency Solutions Grant (ESG)	255
Housing Opportunities for Persons With HIV/AIDS (HOPWA).....	256
Multifamily Housing Development Projects (HOME/CDBG)	257
Direct Financial Assistance to Homebuyers (CDBG).....	258
Public Facilities and Improvements Projects (CDBG).....	259
Child Care Council Administered Public Service Agencies (CDBG).....	260
Direct Funded Public Service Agencies (CDBG)	261
Juvenile Delinquency Prevention Program (CDBG)	262
Mobile Computer Laboratory (CDBG).....	263
Lead-Based Paint Hazard Reduction (CDBG)	264
Code Enforcement Inspections by Census Tract (CDBG)	265
Code Enforcement Citations Issues by Census Tract (CDBG).....	266
Mayor's Anti-Gang Office – Early Intervention Services Schools (CDBG).....	267
Mayor's Anti-Gang Office – Early Intervention Services Parks (CDBG)	268
Housing Rehabilitation (CDBG)	269

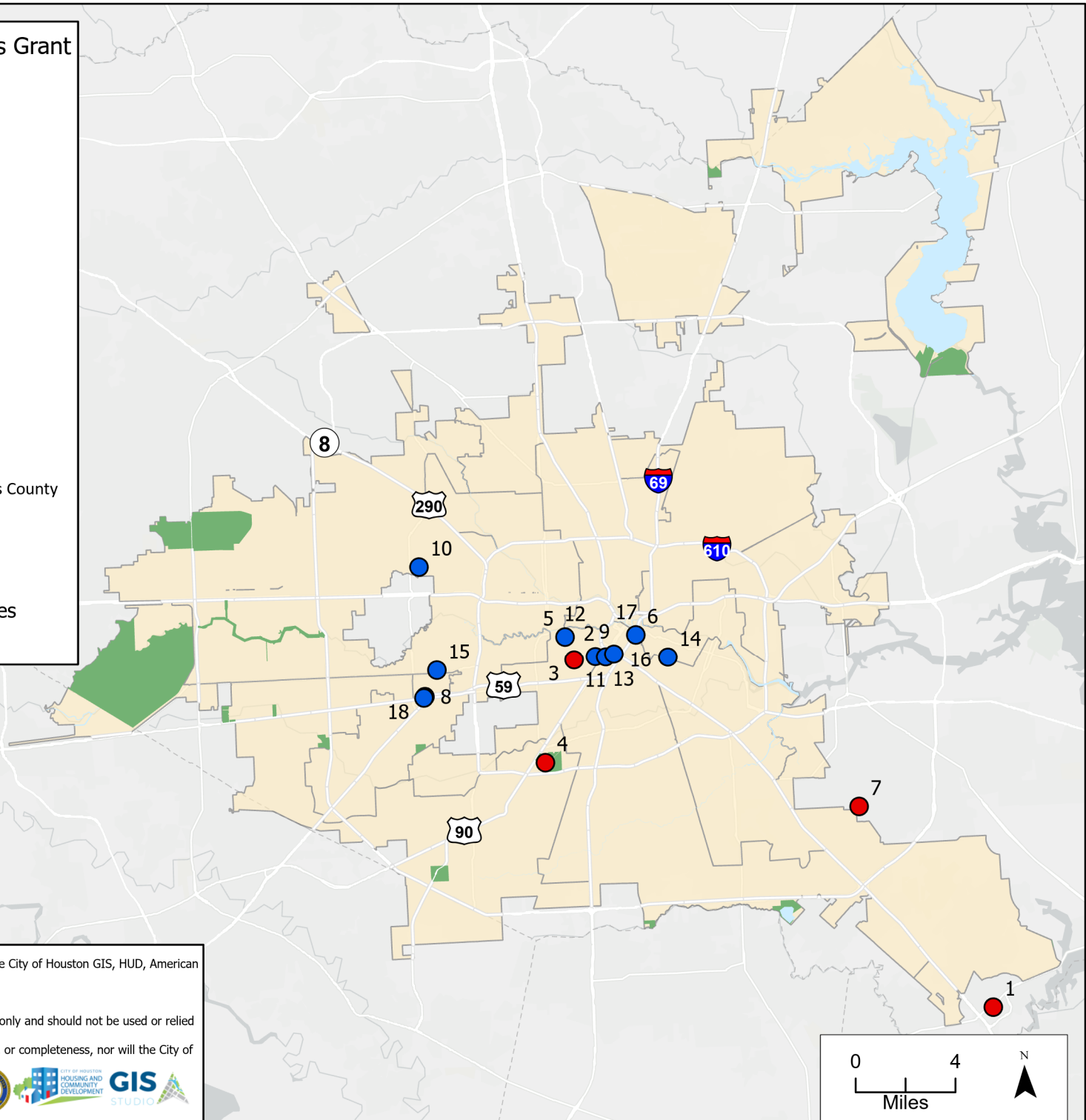


PY2021 CAPER Emergency Solutions Grant (ESG)

- 1 Bay Area Turning Point
- 2 Catholic Charities
- 3 Covenant House Texas
- 4 Harris County
- 5 Houston Area Women's Center
- 6 SEARCH
- 7 The Bridge Over Troubled Waters, Inc.
- 8 Child Care Council of Greater Houston
- 9 Coalition for the Homeless
- 10 Spring Branch Community Health Center
- 11 Catholic Charities
- 12 Houston Area Women's Center
- 13 Career and Recovery Resources
- 14 Baker Ripley
- 15 Houston Housing Authority
- 16 AIDS Foundation Houston
- 17 Coalition for the Homeless of Houston/Harris County
- 18 SEARCH

Funding Source

- ESG
- ESG-CV
- Parks
- Water Features
- Major Roads



Data Sources: Housing & Community Development Department; and the City of Houston GIS, HUD, American Census Data

Disclaimer:
All data is prepared and made available for general reference purposes only and should not be used or relied upon for specific applications, without independent verification.
The City of Houston neither represents, nor warrants the data accuracy, or completeness, nor will the City of Houston accept liability of any kind in conjunction with its use.

Produced: 7/14/2022

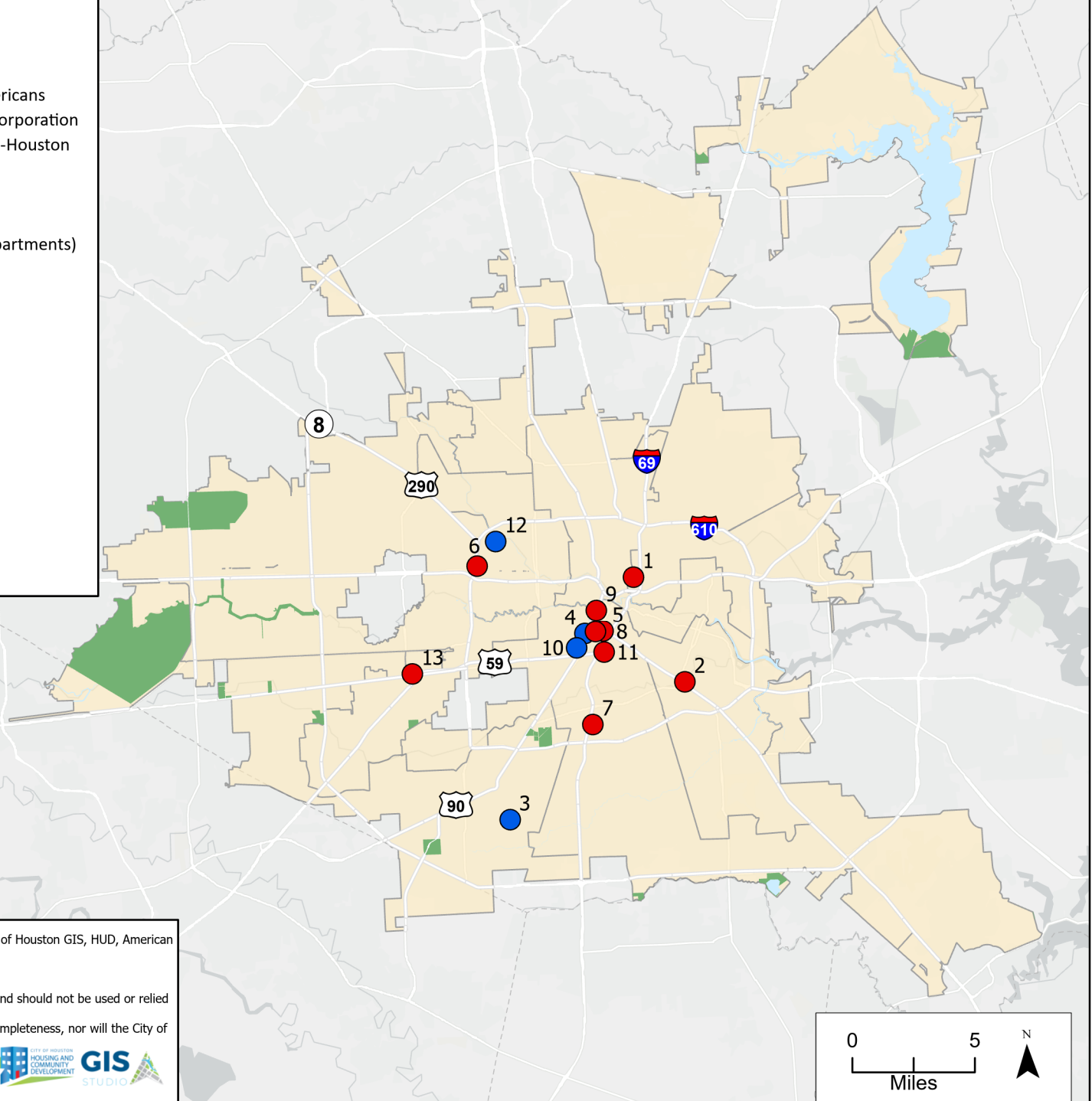


PY 2021 CAPER Housing Opportunities for Persons with AIDS (HOPWA)

- 1 A Caring Safe Place
- 2 Association for the Advancement of Mexican Americans
- 3 Brentwood Economic Community Development Corporation
- 4 Catholic Charities of the Archdiocese of Galveston-Houston
- 5 Coalition for the Homeless of Harris County
- 6 Goodwill Industries of Houston
- 7 Houston HELP, Inc.
- 8 Houston SRO Housing Corporation (San Jacinto Apartments)
- 9 Houston Volunteer Lawyers Program
- 10 Montrose Counseling Center
- 11 SEARCH Homeless Services
- 12 Houston Area Community Services
- 13 AIDS Foundation Houston

Funding Source

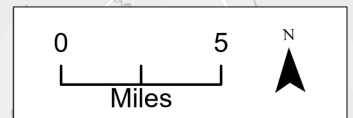
- HOPWA
- HOPWA-CV
- Water Features
- Parks
- Major Roads



Data Sources: Housing & Community Development Department; and the City of Houston GIS, HUD, American Census Data

Disclaimer:
All data is prepared and made available for general reference purposes only and should not be used or relied upon for specific applications, without independent verification.
The City of Houston neither represents, nor warrants the data accuracy, or completeness, nor will the City of Houston accept liability of any kind in conjunction with its use.

Produced: 7/15/2022

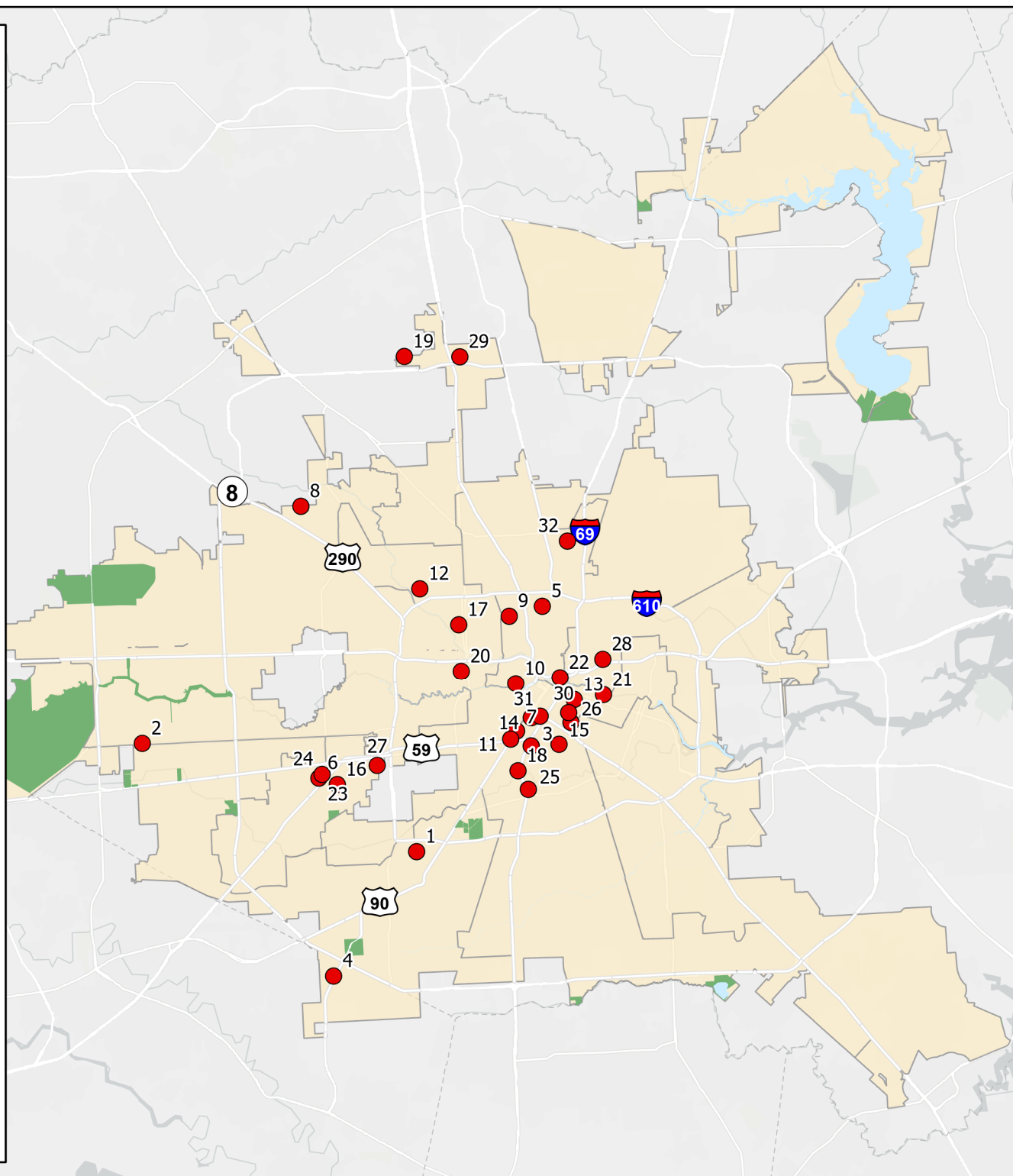


PY2021 CAPER Multifamily Housing Development Projects

- Projects
- Water Features
- Parks
- Major Roads



Completed	
BELLFORT PARK APARTMENTS	1
BRIARWEST APARTMENTS	2
CLEBURNE SENIOR LIVING CENTER	3
EDISON LOFTS	4
GALE WINDS	5
NHH DALE CARNEGIE	6
RECENTER II	7
WEST LITTLE YORK	8
Ongoing	
900 WINSTON	9
2100 MEMORIAL	10
4600 MAIN STREET/Light Rail Lofts	11
AVENUE on 34th	12
CAMPANILE AT COMMERCE	13
CAROLINE LOFTS	14
THE CITADEL (FKA ELGIN PLACE)	15
CONNECT SOUTH	16
DIAN STREET VILLAS	17
GALA AT MACGREGOR	18
GREEN OAKS APARTMENTS	19
HERITAGE SENIOR RESIDENCES	20
LOCKWOOD SOUTH	21
MCKEE CITY LIVING	22
NHH AVENUE J	23
NHH SAVOY	24
REGENCY LOFTS	25
SCOTT STREET LOFTS	26
SOUTH RICE APARTMENTS	27
ST. ELIZABETH PLACE	28
SUMMIT AT RENAISSANCE PARK	29
SUNRISE LOFTS	30
TEMENOS PLACE	31
W. LEO DANIELS TOWER I	32



Data Sources: Housing & Community Development Department; and the City of Houston GIS, HUD, American Census Data

Disclaimer:
All data is prepared and made available for general reference purposes only and should not be used or relied upon for specific applications, without independent verification. The City of Houston neither represents, nor warrants the data accuracy, or completeness, nor will the City of Houston accept liability of any kind in conjunction with its use.

Produced: 7/20/2022



PY2021 CAPER Direct Financial Assistance to Homebuyers

Funding Source

● CDBG

● Harvey-DR17

● TIRZ

Water Features

Parks

Major Roads

Data Sources: Housing & Community Development Department; and the City of Houston GIS, HUD, American Census Data

Disclaimer:

All data is prepared and made available for general reference purposes only and should not be used or relied upon for specific applications, without independent verification. The City of Houston neither represents, nor warrants the data accuracy, or completeness, nor will the City of Houston accept liability of any kind in conjunction with its use.

Produced: 7/15/2022

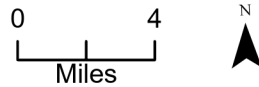


PY2021 CAPER Public Facilities and Improvement Projects

Funding Type

- CDBG
- CDBG-DR
- CDBG/108
- EDI/108
- ESG-CV
- HOME-ARP
- TIRZ/Bonds

- Water Features
- Parks
- Major Roads



Ongoing

- | | |
|------------------------------|---------------------------------------|
| 1 Recenter | 15 Covenant House of Texas |
| 2 Harmony House | 16 Fifth Ward CRC |
| 3 TXRX-East End Maker Hub | 17 East End Maker Hub (Phase II) |
| 4 SWAT Projects (4A and 12A) | 18 Navigation Center |
| 5 Spellman Detention Basin | 19 SER Jobs Workforce Training Center |
| 6 Voluntary Housing Buyout | 20 Winzer Park |
| 7 Neuens Road Project | 21 HEART |
| 8 MF Buyout-Chimney Rock | |

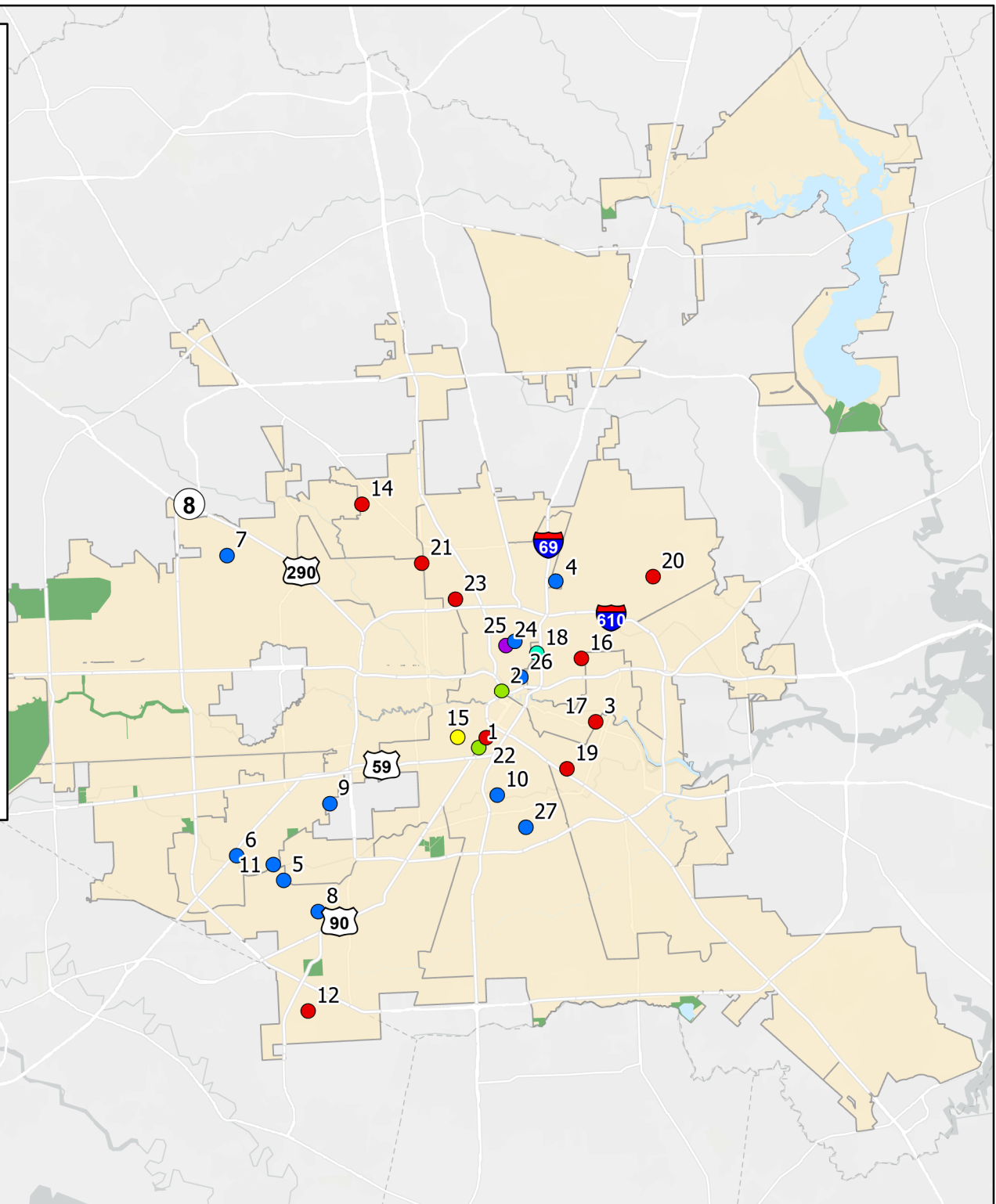
Completed

- | | |
|-------------------------------|--|
| 9 MF Buyout-Clarewood | 22 Bering Omega Community Services |
| 10 MF Buyout-MacGregor | 23 Independence Heights Community Center |
| 11 MF Buyout-Fondren | 24 Avenue Center |
| 12 Edison Arts Foundation | 25 Open Ditch Projects-Nichols, West Coke and Gano |
| 13 Mercato | 26 Near Northside Infrastructure-Hernandez Tunnel |
| 14 Bethune Empowerment Center | 27 Open Ditch Projects-Calhoun |

Data Sources: Housing & Community Development Department; and the City of Houston GIS, HUD, American Census Data

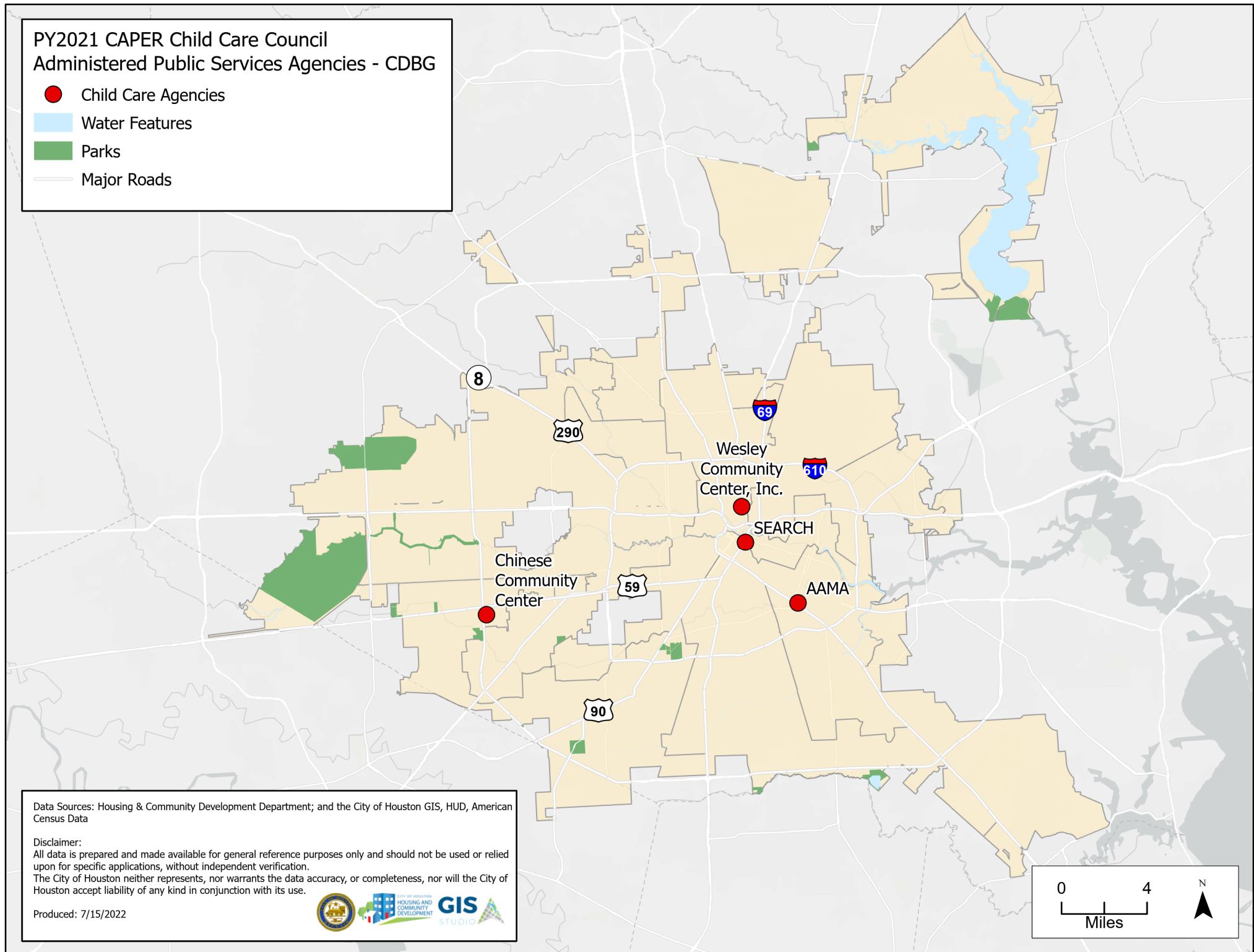
Disclaimer:
All data is prepared and made available for general reference purposes only and should not be used or relied upon for specific applications, without independent verification. The City of Houston neither represents, nor warrants the data accuracy, or completeness, nor will the City of Houston accept liability of any kind in conjunction with its use.

Produced: 7/20/2022



PY2021 CAPER Child Care Council Administered Public Services Agencies - CDBG

- Child Care Agencies
- Water Features
- Parks
- Major Roads



Data Sources: Housing & Community Development Department; and the City of Houston GIS, HUD, American Census Data

Disclaimer:
All data is prepared and made available for general reference purposes only and should not be used or relied upon for specific applications, without independent verification.
The City of Houston neither represents, nor warrants the data accuracy, or completeness, nor will the City of Houston accept liability of any kind in conjunction with its use.

Produced: 7/15/2022



PY2021 CAPER Direct Funded Public Service

- 1 Capital IDEA Houston
- 2 Coalition for the Homeless Houston/Harris County
- 3 Educational Programs Inspiring Communities
- 4 Healthcare for the Homeless-Houston
- 5 SEARCH, Inc.
- 6 The Village Learning Center, Inc.
- 7 The Women's Home
- 8 The Men's Center DBA Recenter
- 9 Buckner Children and Family Services
- 10 Houston Housing Authority
- 11 Child Care Council of Greater Houston
- 12 Houston Area Women's Center
- 13 Family Endeavors, Inc
- 14 Spring Branch Community Health Center
- 15 Salvation Army
- 16 Baker Ripley
- 17 Northwest Assistance Ministries
- 18 Catholic Charities
- 19 Bay Area Turning Point
- 20 Covenant House Texas
- 21 Harris County
- 22 Salvation Army Houston Area Command

Funding Source

- CDBG
- CDBG / CDBG-CV
- CDBG / HHSP
- CDBG / HOME / HOME-CV
- CDBG-CV / HHSP
- CDBG-CV
- HHSP

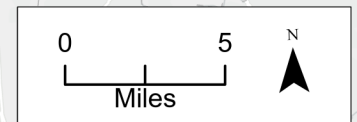
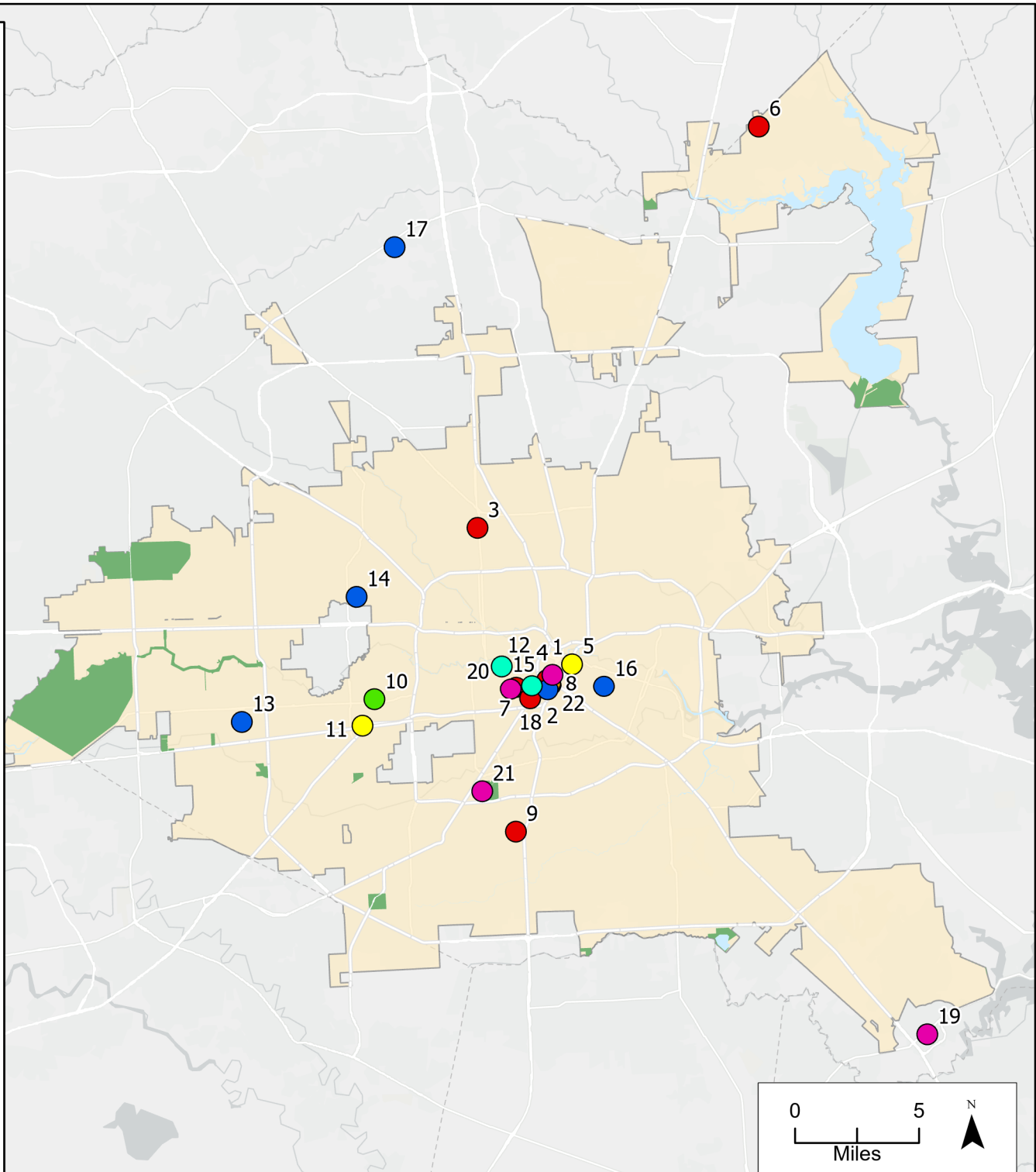
- Water Features
- Parks
- Major Roads
- Council Districts

Data Sources: Housing & Community Development Department; and the City of Houston GIS, HUD, American Census Data

Disclaimer:

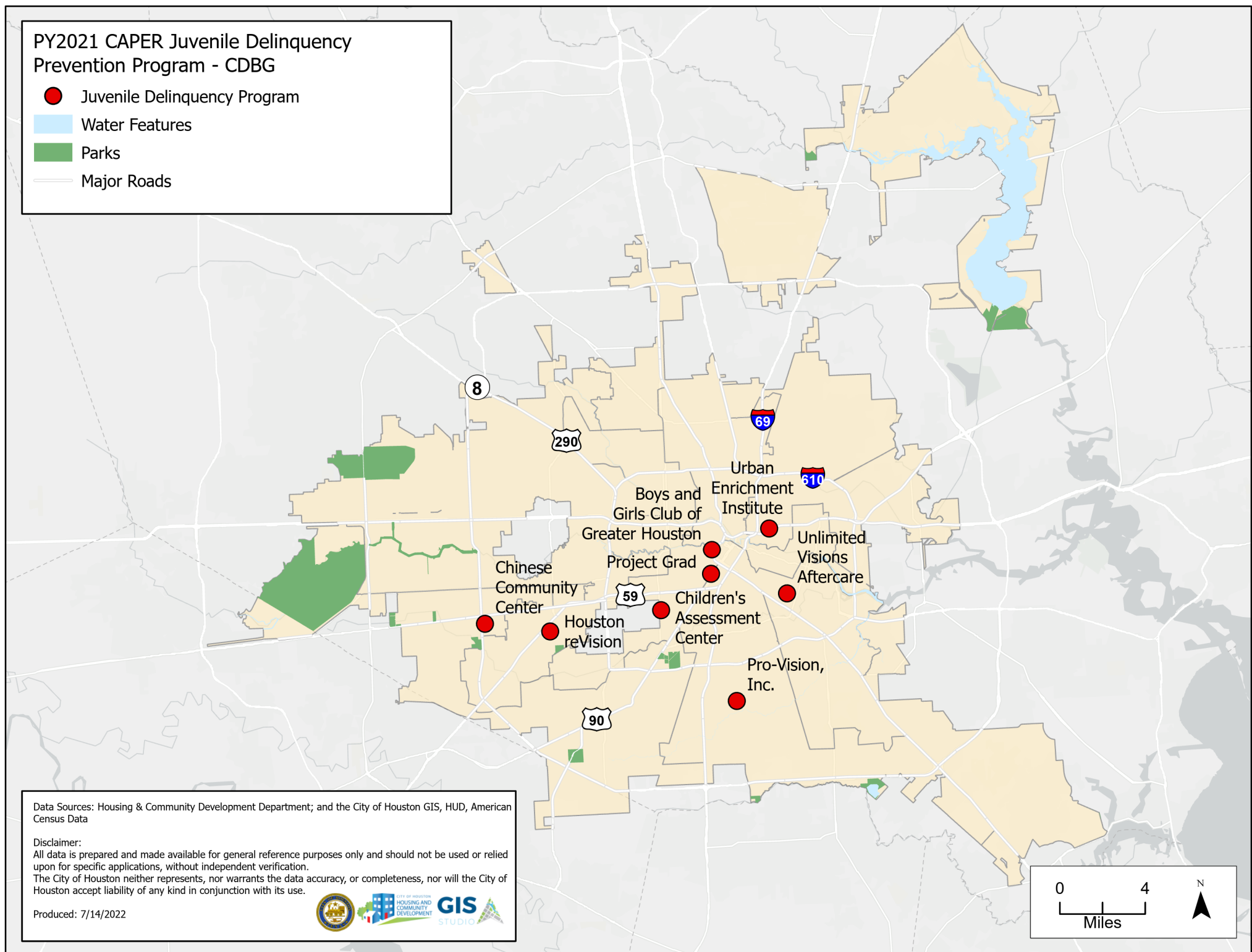
All data is prepared and made available for general reference purposes only and should not be used or relied upon for specific applications, without independent verification. The City of Houston neither represents, nor warrants the data accuracy, or completeness, nor will the City of Houston accept liability of any kind in conjunction with its use.

Produced: 7/15/2022



PY2021 CAPER Juvenile Delinquency Prevention Program - CDBG

- Juvenile Delinquency Program
- Water Features
- Parks
- Major Roads



Data Sources: Housing & Community Development Department; and the City of Houston GIS, HUD, American Census Data

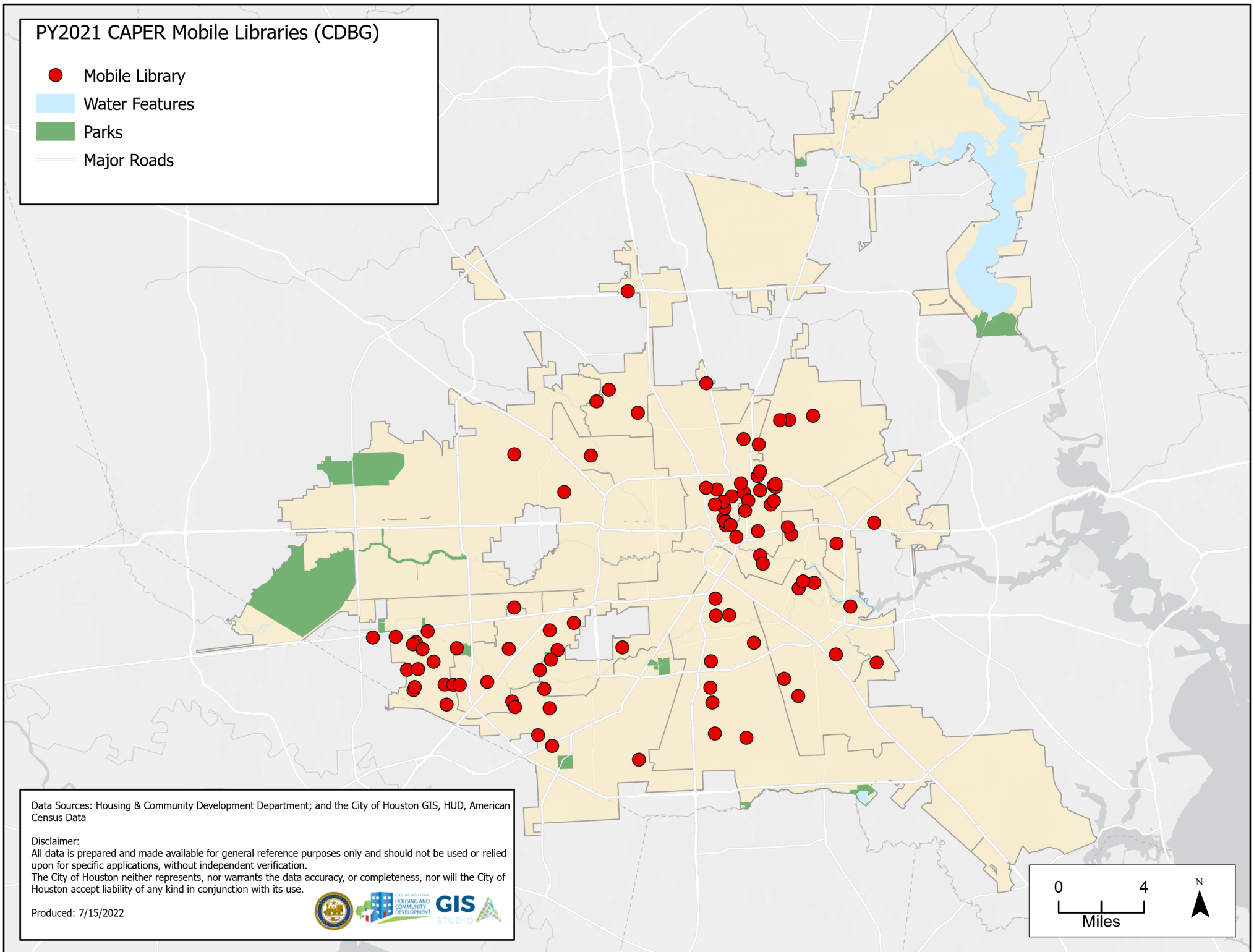
Disclaimer:
All data is prepared and made available for general reference purposes only and should not be used or relied upon for specific applications, without independent verification.
The City of Houston neither represents, nor warrants the data accuracy, or completeness, nor will the City of Houston accept liability of any kind in conjunction with its use.

Produced: 7/14/2022



PY2021 CAPER Mobile Libraries (CDBG)

- Mobile Library
- Water Features
- Parks
- Major Roads



Data Sources: Housing & Community Development Department; and the City of Houston GIS, HUD, American Census Data

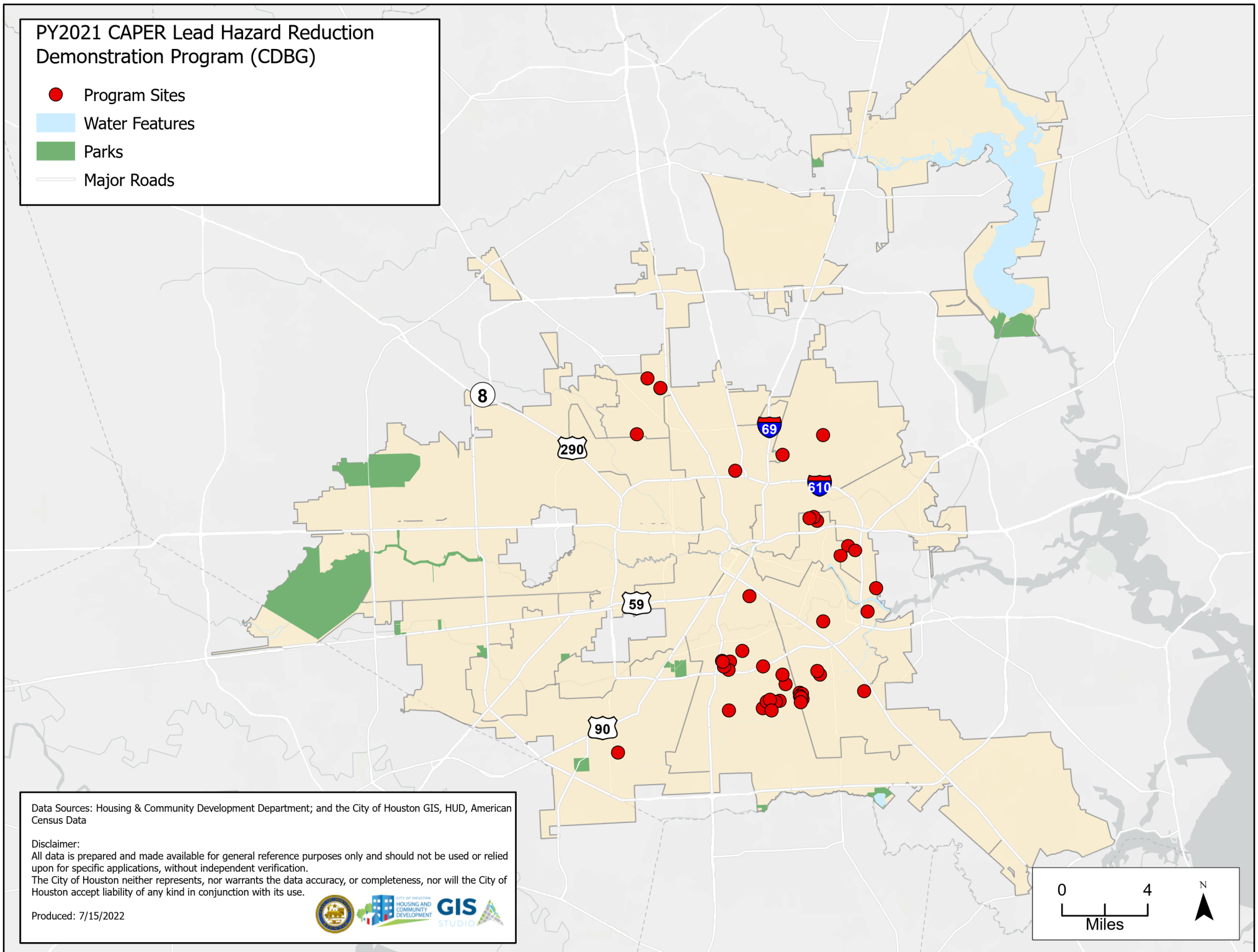
Disclaimer:
All data is prepared and made available for general reference purposes only and should not be used or relied upon for specific applications, without independent verification.
The City of Houston neither represents, nor warrants the data accuracy, or completeness, nor will the City of Houston accept liability of any kind in conjunction with its use.

Produced: 7/15/2022



PY2021 CAPER Lead Hazard Reduction Demonstration Program (CDBG)

- Program Sites
- Water Features
- Parks
- Major Roads



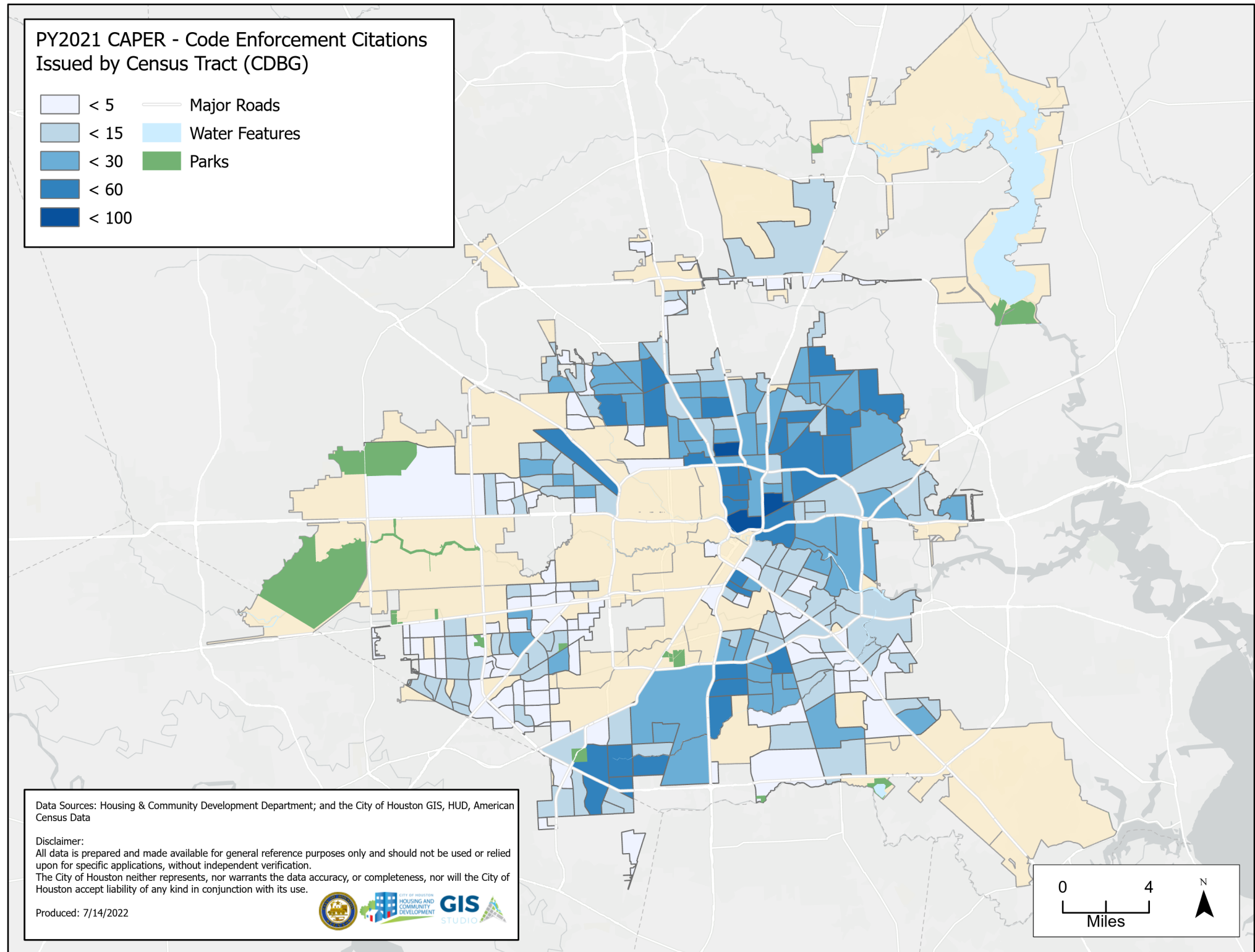

Data Sources: Housing & Community Development Department; and the City of Houston GIS, HUD, American Census Data

Disclaimer:
All data is prepared and made available for general reference purposes only and should not be used or relied upon for specific applications, without independent verification.
The City of Houston neither represents, nor warrants the data accuracy, or completeness, nor will the City of Houston accept liability of any kind in conjunction with its use.

Produced: 7/15/2022



PY2021 CAPER - Code Enforcement Citations Issued by Census Tract (CDBG)



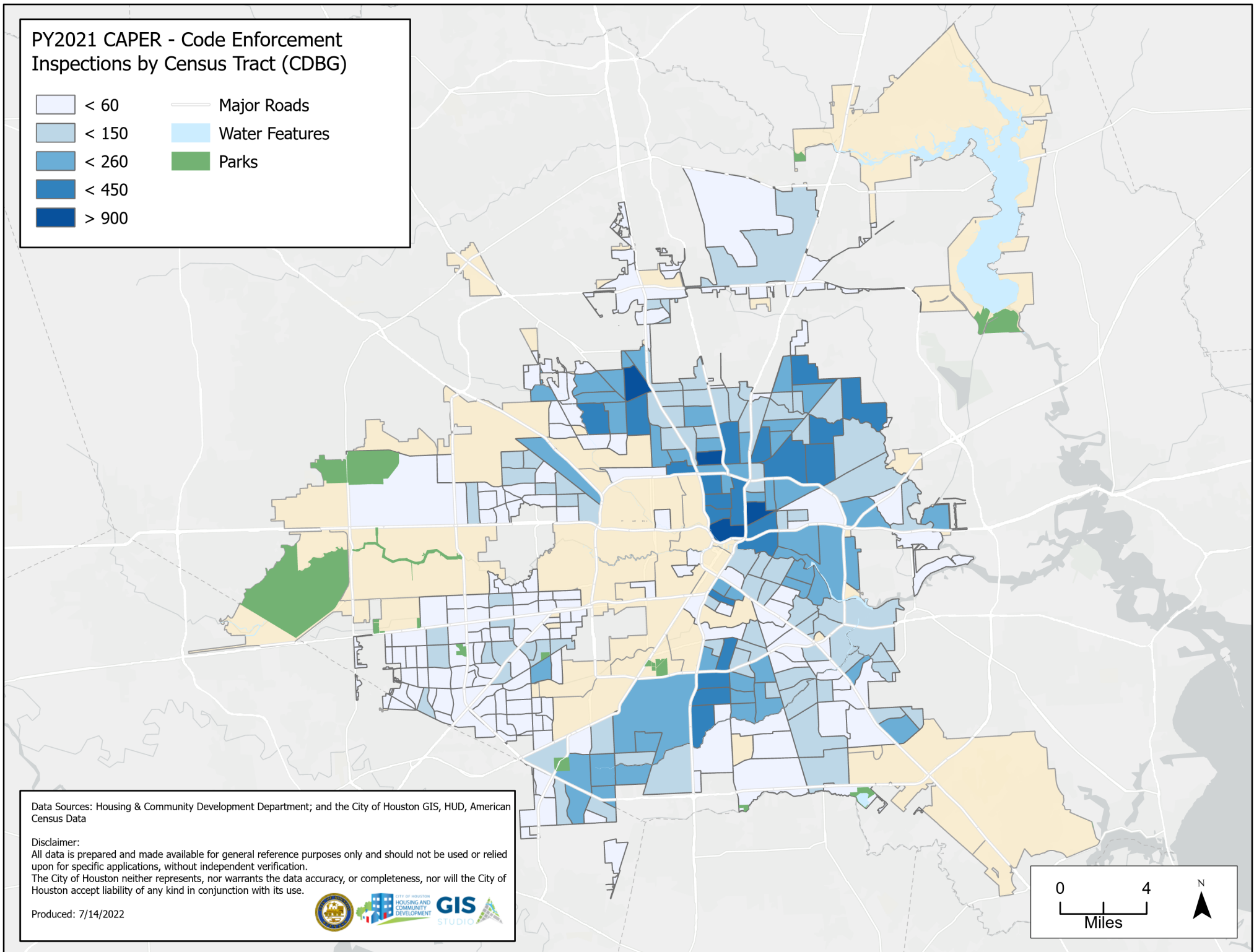
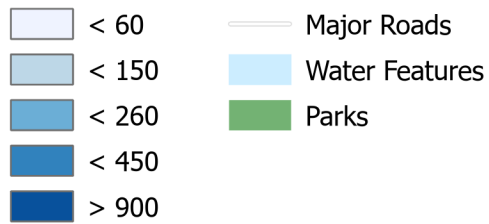
Data Sources: Housing & Community Development Department; and the City of Houston GIS, HUD, American Census Data

Disclaimer:
All data is prepared and made available for general reference purposes only and should not be used or relied upon for specific applications, without independent verification.
The City of Houston neither represents, nor warrants the data accuracy, or completeness, nor will the City of Houston accept liability of any kind in conjunction with its use.

Produced: 7/14/2022



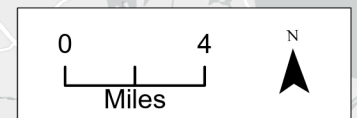
PY2021 CAPER - Code Enforcement Inspections by Census Tract (CDBG)



Data Sources: Housing & Community Development Department; and the City of Houston GIS, HUD, American Census Data

Disclaimer:
All data is prepared and made available for general reference purposes only and should not be used or relied upon for specific applications, without independent verification.
The City of Houston neither represents, nor warrants the data accuracy, or completeness, nor will the City of Houston accept liability of any kind in conjunction with its use.

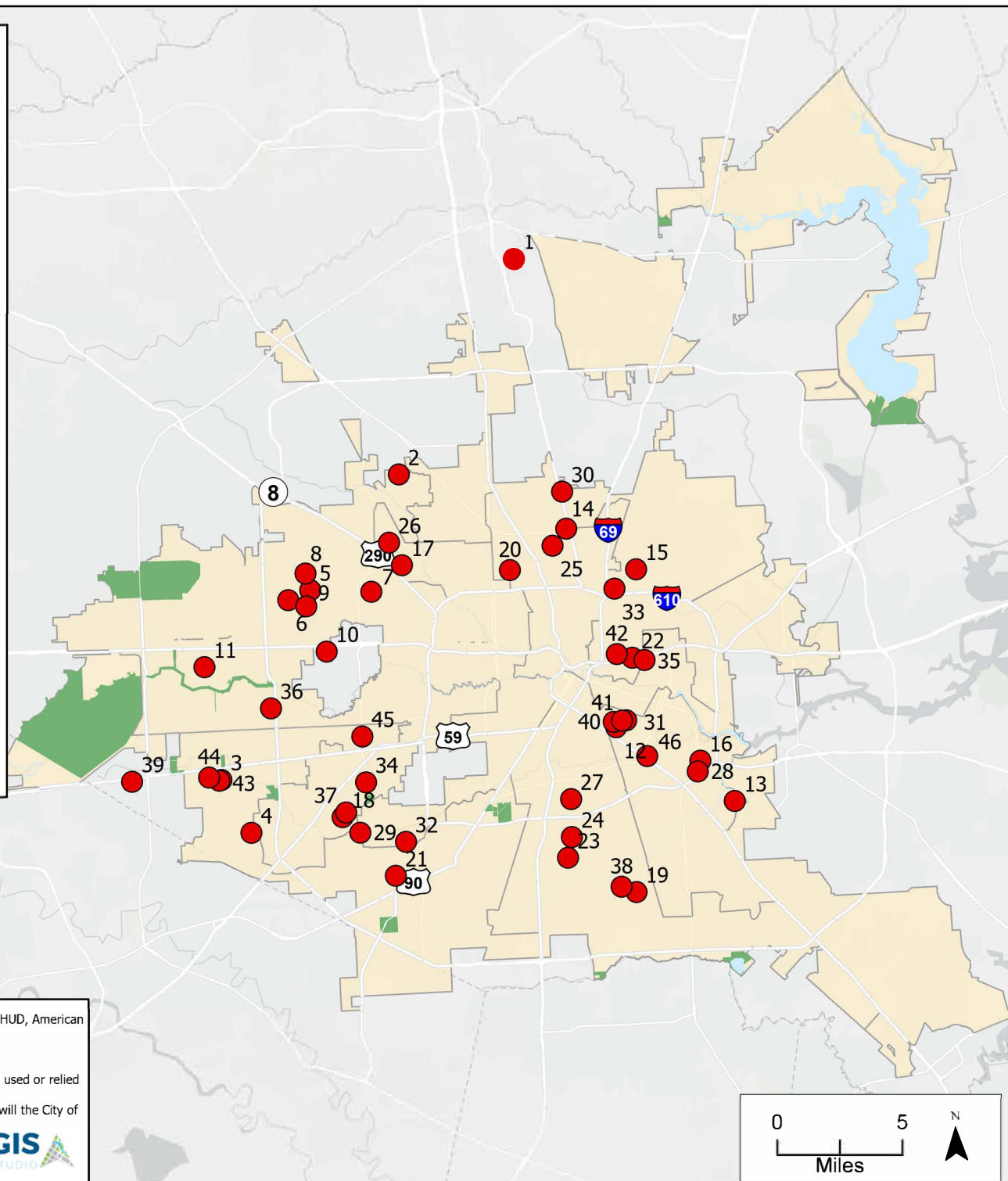
Produced: 7/14/2022



PY2021 CAPER Mayor's Anti-Gang Office – Early Intervention Services School Sites (CDBG)

- | | |
|------------------------------|---------------------------|
| 1 Nimitz High School | 23 Worthing |
| 2 Eisenhower High School | 24 Attucks |
| 3 Alief Middle School | 25 Burbank |
| 4 Olle Elementary | 26 Clifton |
| 5 Northbrook High School | 27 Cullen |
| 6 Spring Woods High School | 28 Deady |
| 7 Landrum Middle School | 29 Fondren |
| 8 Northbrook Middle School | 30 Henry |
| 9 Spring Woods Middle School | 31 Navarro |
| 10 Memorial High School | 32 Meyerland |
| 11 Stratford High School | 33 Key |
| 12 Austin | 34 Long |
| 13 Chavez | 35 McReynolds |
| 14 Houston | 36 Revere |
| 15 Kashmere | 37 Sugar Grove |
| 45 Wisdom | 38 Thomas |
| 16 Milby | 39 Albright Middle School |
| 17 Scarborough | 46 GI Sanchez |
| 18 Sharpstown | 40 Chrysalis Project |
| 19 Sterling | 41 Eastwood Charter |
| 20 Washington | 42 Yes Prep |
| 21 Westbury | 43 Hastings |
| 22 Wheatley | 44 Elsie |

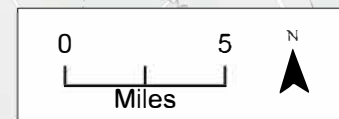
● School Sites
 ■ Parks
 ■ Water Features
 — Major Roads



Data Sources: Housing & Community Development Department; and the City of Houston GIS, HUD, American Census Data

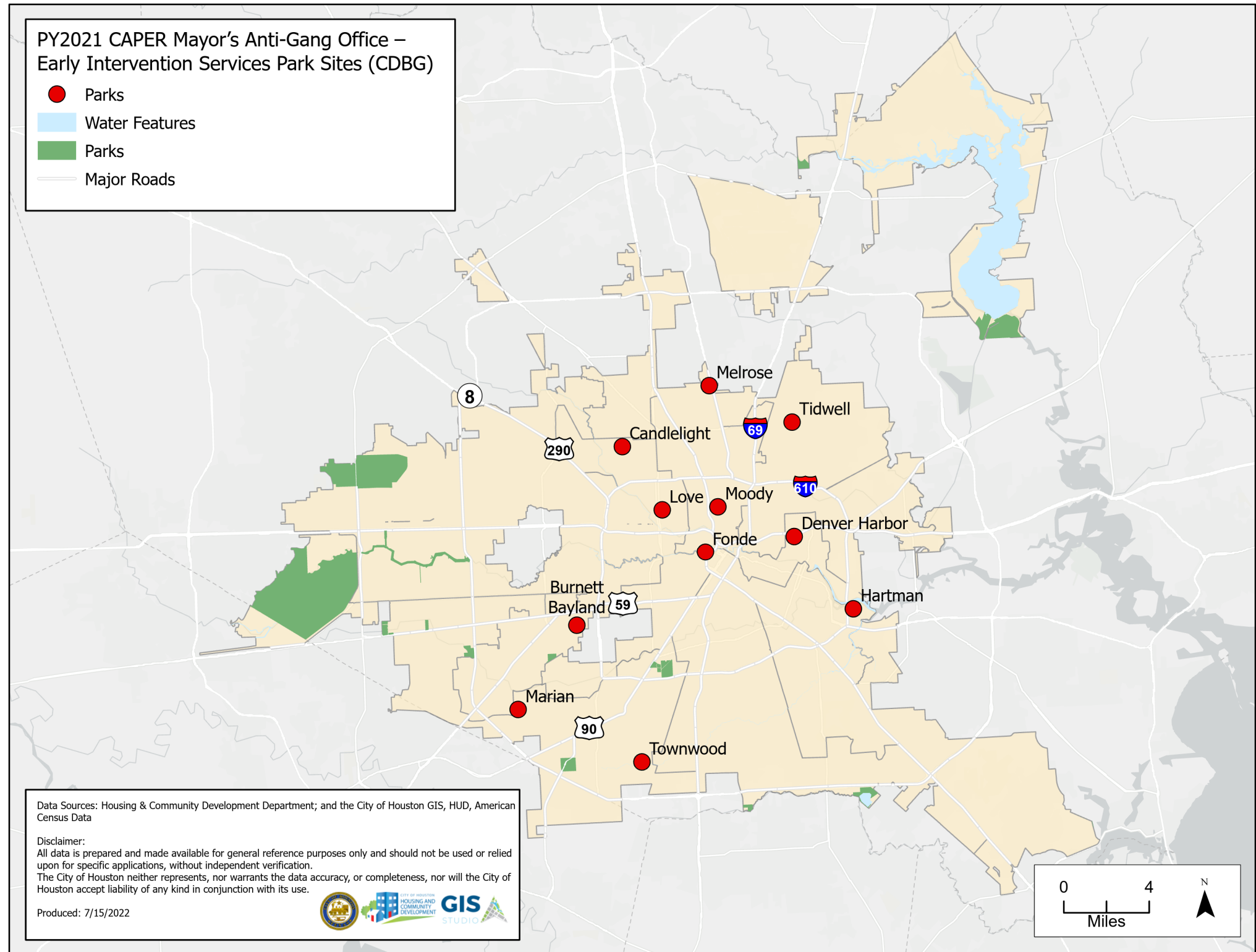
Disclaimer:
 All data is prepared and made available for general reference purposes only and should not be used or relied upon for specific applications, without independent verification.
 The City of Houston neither represents, nor warrants the data accuracy, or completeness, nor will the City of Houston accept liability of any kind in conjunction with its use.

Produced: 7/15/2022



PY2021 CAPER Mayor's Anti-Gang Office – Early Intervention Services Park Sites (CDBG)

- Parks
- Water Features
- Parks
- Major Roads



PY2021 CAPER Housing Rehabilitation (CDBG)

● Housing Rehabilitation

■ Water Features

■ Parks

— Major Roads

0 4
Miles



Data Sources: Housing & Community Development Department; and the City of Houston GIS, HUD, American Census Data

Disclaimer:
All data is prepared and made available for general reference purposes only and should not be used or relied upon for specific applications, without independent verification. The City of Houston neither represents, nor warrants the data accuracy, or completeness, nor will the City of Houston accept liability of any kind in conjunction with its use.

Produced: 7/20/2022





CITY OF HOUSTON
HOUSING AND
COMMUNITY
DEVELOPMENT

CITY OF HOUSTON

HOUSING AND COMMUNITY DEVELOPMENT DEPARTMENT

2100 Travis Street | 9th Floor Houston TX 77002 | 832.394.6200

houstontx.gov/housing