

# NEW HOMES NEAR NORTHSIDE

The City of Houston Housing and Community Development Department (HCDD) and the Houston Land Bank (HLB) will be transforming 16.8 acres of land in Near Northside into new single-family homes affordable for people at a variety of income levels. Over the next few years, we will be working with developers to build new homes and community spaces at these sites.

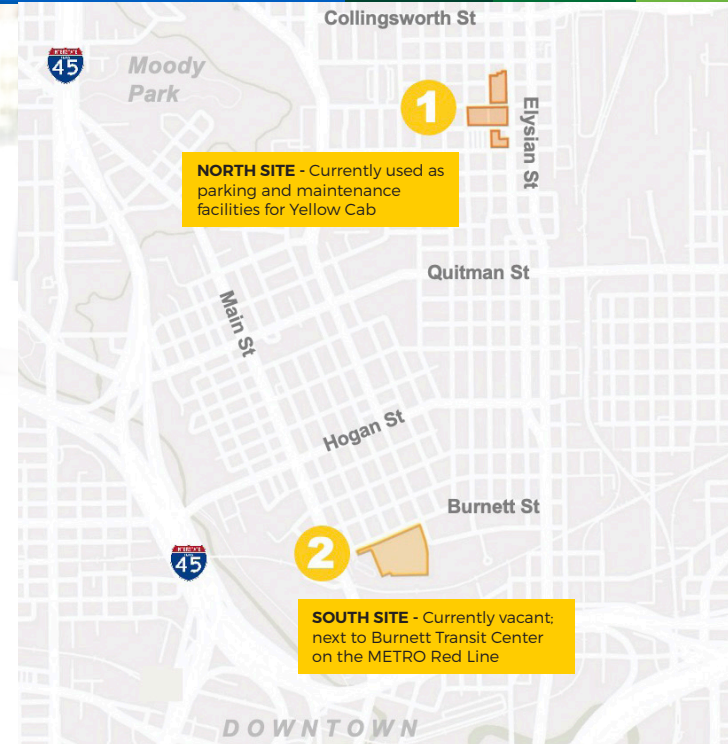
*We need your input, so that these homes can meet the vision Near Northside residents have for the neighborhood.*



## HOW TO PARTICIPATE

- 1 Share your insights at upcoming public meetings, In-person and virtual forums!
- 2 And/or, provide input via our Social Pinpoint, by scanning the QR Code below.

To participate, either virtually or in-person, head to our website at [bit.ly/near-northsidehomes](https://bit.ly/near-northsidehomes), where you can find information on upcoming events and our virtual participation process.



## NEAR NORTHSIDE DEVELOPMENTS

In-Person Meetings

**Thursday, July 8, 2021 • 5:30 pm**  
Avenue Center

3517 Irvington Blvd. Houston, TX 77009

<https://bit.ly/NearNorthside-July8>

Join us for a discussion of the results we've gathered

**Thursday, July 29, 2021 • 5:30 pm**  
Wesley Community Center

1410 Lee Street Houston, TX 77009

<https://bit.ly/NearNorthside-July29>

To learn more visit  
[bit.ly/near-northsidehomes](https://bit.ly/near-northsidehomes)



# HOW TO USE THE SOCIAL PINPOINT

Access Social Pinpoint through our landing page, [bit.ly/near-northsidehomes](http://bit.ly/near-northsidehomes) (the QR Code on the back).

## Share Your Input Online

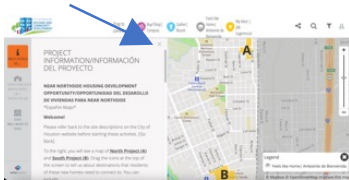
If you live or work in the Near Northside, please visit our Social Pinpoint site to comment on what you like about your community and what you would like to see.

[GO TO THE SOCIAL PINPOINT SITE](#)

Social Pinpoint is being used to collect ideas to help us understand what residents would like to see from these developments and what makes the Near Northside great. There are three ways to provide input:

## OPTION 1: MAPPING TOOL

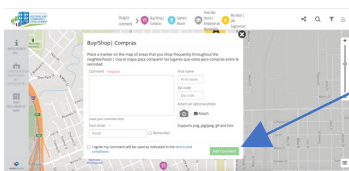
**Step 1:** When you enter the Social Pinpoint site, you will find this map and informational screen. Close out of the information tab using the little grey x to see the map.



**Step 2:** Drag the markers at the top of the screen to a place on the map. You can flag places to shop, gather, or other places that feel like home or give you ideas.

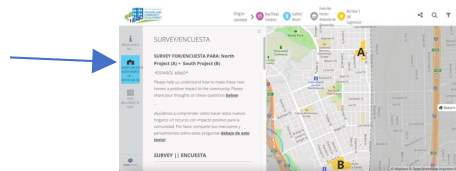


**Step 3:** Once you drag one of the icons to a point on the map, a card will pop up, where you can provide more details and share your own experiences. Click "Add Comment" to add your comment!



## OPTION 2: SURVEY

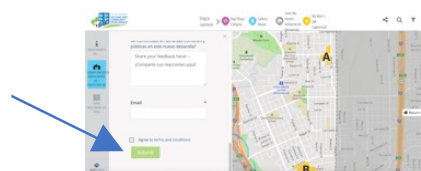
**Step 1:** Go to the building-shaped survey icon on the left-hand side. You should get this pop-up window.



**Step 2:** Scroll down and enter your answers to the survey questions in the respective boxes.

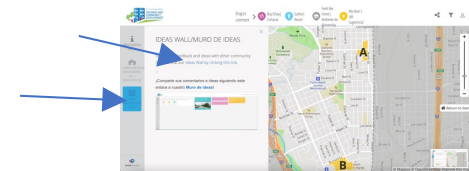


**Step 3:** When you have finished giving your responses, hit submit.

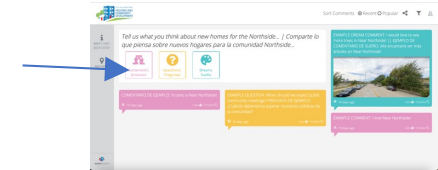


## OPTION 3: IDEAS WALL

**Step 1:** Go to the collaborative Ideas Wall – the newspaper icon on the left-hand side – and click the link in blue.



**Step 2:** Click on the type of card you would like to use – pink to share your excitement, yellow to ask questions, and turquoise to share your dream for the community.



**Step 3:** Fill out the card that pops up and hit "Add to Comment" when finished.

