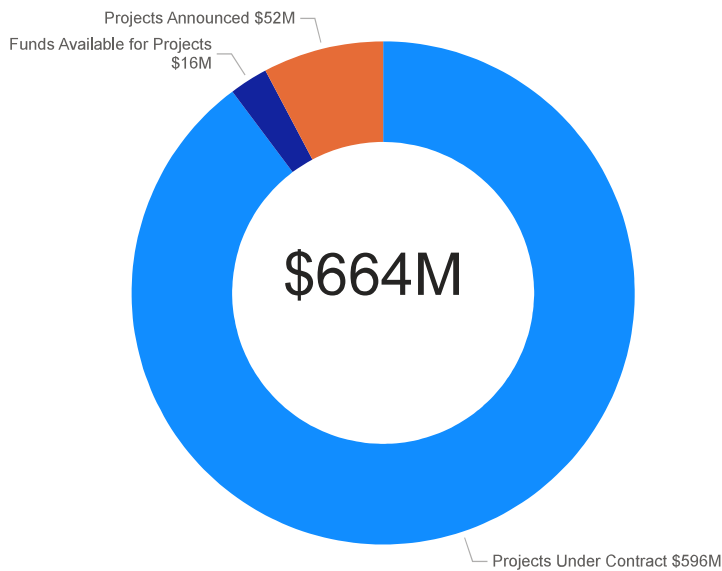


HURRICANE HARVEY-DR17 STATUS UPDATE

Funding by Project Status



DR17 Program Budgets

| Activity Type | Amount |
|-------------------------------|----------------------|
| Small Rental | \$13,424,373 |
| Single Family New Development | \$60,000,000 |
| Public Services | \$17,851,394 |
| Planning | \$22,217,000 |
| Multifamily | \$370,855,752 |
| Homeowner Assistance Program | \$69,188,511 |
| Homebuyer Assistance Program | \$18,016,785 |
| Economic Revitalization | \$21,803,775 |
| Buyout | \$55,800,000 |
| Administration | \$15,000,000 |
| Total | \$664,157,590 |

MULTIFAMILY PROGRAM UPDATE

\$371M of **\$371M**
CDBG-DR in progress

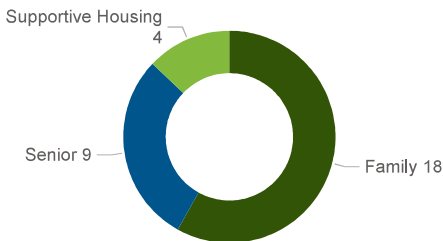
Leverage Ratio of 1:3
for every \$1 in CDBG-DR funds spent,
\$3 in additional investment is generated

Projects generate
3072 and **500**
Affordable Rate Units (<80% AMI) Market Rate Units

Projects by Stage



Projects by Housing Type



Multifamily Project Detail

| Project Name | Population Type | CDBG-DR Requested | Total Development Costs | Total Units |
|----------------------|-----------------|----------------------|-------------------------|-------------|
| 2100 Memorial | Senior | \$25,000,000 | \$59,287,719 | 197 |
| 900 Winston | Senior | \$11,230,000 | \$30,042,004 | 114 |
| Avenue on 34th | Family | \$9,090,000 | \$18,187,638 | 70 |
| Belfort Park | Family | \$3,500,000 | \$14,083,048 | 64 |
| Briarwest Apartments | Family | \$2,500,000 | \$22,320,000 | 120 |
| Canal Lofts | Family | \$12,000,000 | \$34,425,000 | 150 |
| Total | | \$359,604,701 | \$993,989,118 | 3572 |

MULTIFAMILY PROJECT DETAIL

| Project Name | Population Type | CDBG-DR Requested | Total Development Costs | Total Units | LMI Units | Market Units |
|-------------------------------|--------------------|----------------------|-------------------------|-------------|-------------|--------------|
| Canal Lofts | Family | \$12,000,000 | \$34,425,000 | 150 | 100 | 50 |
| West Little York | Family | \$2,350,000 | \$22,830,000 | 150 | 105 | 45 |
| Heritage Senior Residences | Senior | \$14,350,000 | \$37,887,698 | 135 | 94 | 41 |
| St Elizabeth Place | Family | \$11,519,026 | \$31,465,057 | 85 | 44 | 41 |
| 2100 Memorial | Senior | \$25,000,000 | \$59,287,719 | 197 | 159 | 38 |
| South Rice Apartments | Family | \$12,400,000 | \$33,085,918 | 115 | 86 | 29 |
| Richmond Senior Village | Senior | \$15,500,000 | \$36,483,974 | 125 | 100 | 25 |
| Scott Street Lofts | Senior | \$14,500,000 | \$34,673,324 | 123 | 98 | 25 |
| Caroline Lofts | Family | \$19,619,640 | \$39,864,269 | 119 | 95 | 24 |
| OST Lofts | Family | \$19,310,000 | \$33,508,508 | 130 | 109 | 21 |
| Briarwest Apartments | Family | \$2,500,000 | \$22,320,000 | 120 | 100 | 20 |
| McKee City Living | Family | \$14,500,000 | \$35,419,526 | 120 | 100 | 20 |
| Edison Lofts | Family | \$8,000,000 | \$27,955,394 | 126 | 107 | 19 |
| Regency Lofts | Family | \$14,000,000 | \$35,005,530 | 120 | 102 | 18 |
| Avenue on 34th | Family | \$9,090,000 | \$18,187,638 | 70 | 56 | 14 |
| Ella Grand | Senior | \$12,000,000 | \$31,852,011 | 128 | 115 | 13 |
| 900 Winston | Senior | \$11,230,000 | \$30,042,004 | 114 | 102 | 12 |
| Dian Street Villas | Family | \$12,344,404 | \$28,971,116 | 108 | 96 | 12 |
| Gala at MacGregor | Senior | \$9,900,000 | \$26,624,431 | 85 | 75 | 10 |
| Lockwood South | Family | \$9,950,000 | \$27,330,000 | 80 | 72 | 8 |
| The Gale Winds Apartments | Family | \$1,650,000 | \$3,304,988 | 18 | 10 | 8 |
| Connect South Apartments | Family | \$11,900,000 | \$27,675,124 | 77 | 70 | 7 |
| Bellfort Park | Family | \$3,500,000 | \$14,083,048 | 64 | 64 | 0 |
| Hay Center Campus | Supportive Housing | \$5,000,000 | \$29,869,316 | 50 | 50 | 0 |
| Magnificant House | Supportive Housing | \$18,656,631 | \$36,742,209 | 149 | 149 | 0 |
| New Hope Housing Savoy | Supportive Housing | \$13,200,000 | \$33,794,447 | 120 | 120 | 0 |
| NHH at Avenue J | Family | \$12,485,000 | \$34,767,583 | 100 | 100 | 0 |
| Summit at Renaissance Park | Family | \$14,900,000 | \$81,219,572 | 325 | 325 | 0 |
| Temenos Place | Supportive Housing | \$8,000,000 | \$33,965,013 | 95 | 95 | 0 |
| The Citadel (fka Elgin Place) | Senior | \$10,250,000 | \$28,190,721 | 74 | 74 | 0 |
| W. Leo Daniels Towers I | Senior | \$10,000,000 | \$23,157,980 | 100 | 100 | 0 |
| Total | | \$359,604,701 | \$993,989,118 | 3572 | 3072 | 500 |

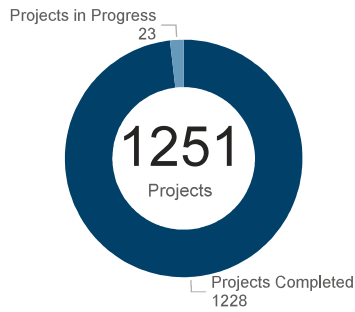
Data as of August 26, 2024

SINGLE FAMILY PROGRAM UPDATE

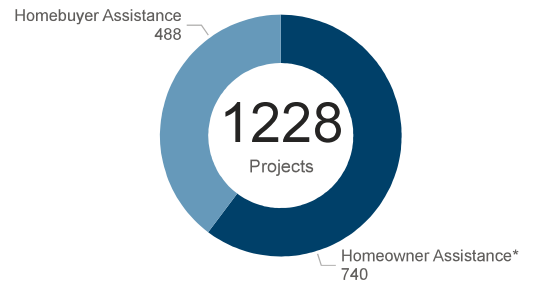
GLO Project Approval Status



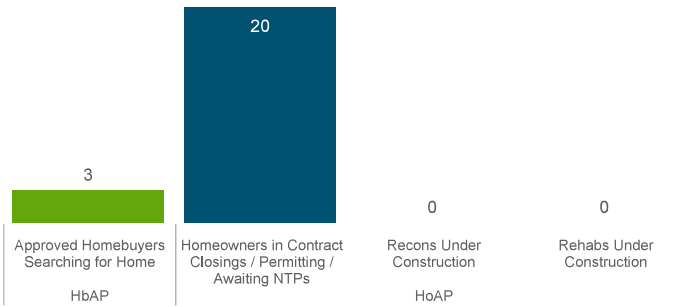
Status of GLO Approved Projects



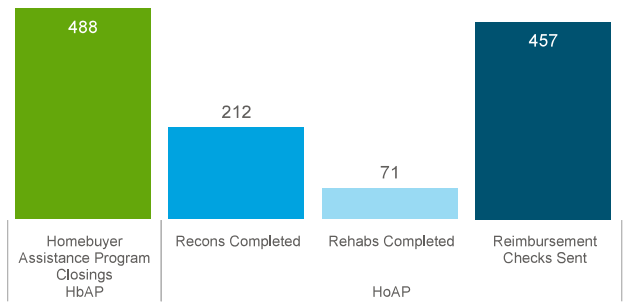
Completed GLO Approved Projects by Program



Projects in Progress by Assistance Type



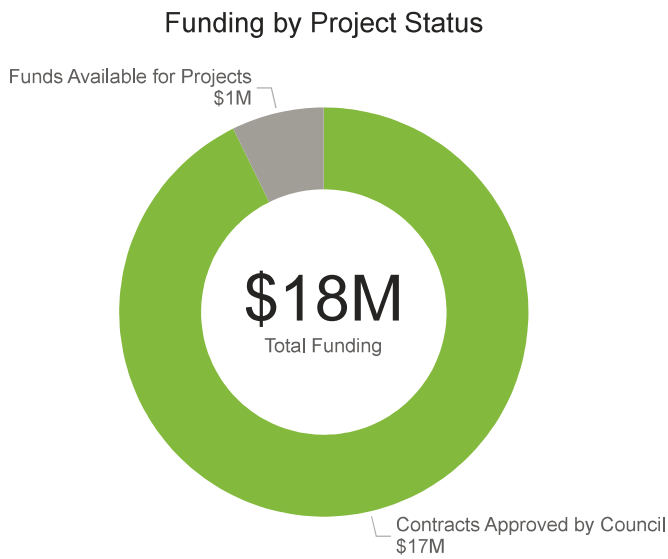
Projects Completed by Assistance Type



Data as of August 26, 2024

*Some homeowners may receive a reimbursement check while also participating in the rehab option.

PUBLIC SERVICES PROGRAM UPDATE



DR17 Funding by Agency

| Agency Name | Amount |
|-------------------------------|---------------------|
| Alliance | \$2,343,303 |
| Avenue | \$293,247 |
| Baker Ripley | \$0 |
| Capital IDEA | \$838,715 |
| Fifth Ward Community | \$47,950 |
| HAWC | \$627,901 |
| HEART Program | \$400,000 |
| Home Builders Institute | \$1,539,612 |
| Houston Area Urban League | \$591,949 |
| Local Initiatives | \$2,871,777 |
| Montrose Center | \$679,860 |
| NestQuest | \$244,615 |
| SEARCH | \$1,112,789 |
| SER Jobs | \$1,375,000 |
| TXRX | \$300,000 |
| Village | \$832,735 |
| Women's Home | \$1,098,137 |
| Women's Home #2 | \$1,349,543 |
| xFunds Available for Projects | \$1,304,260 |
| Total | \$17,851,394 |