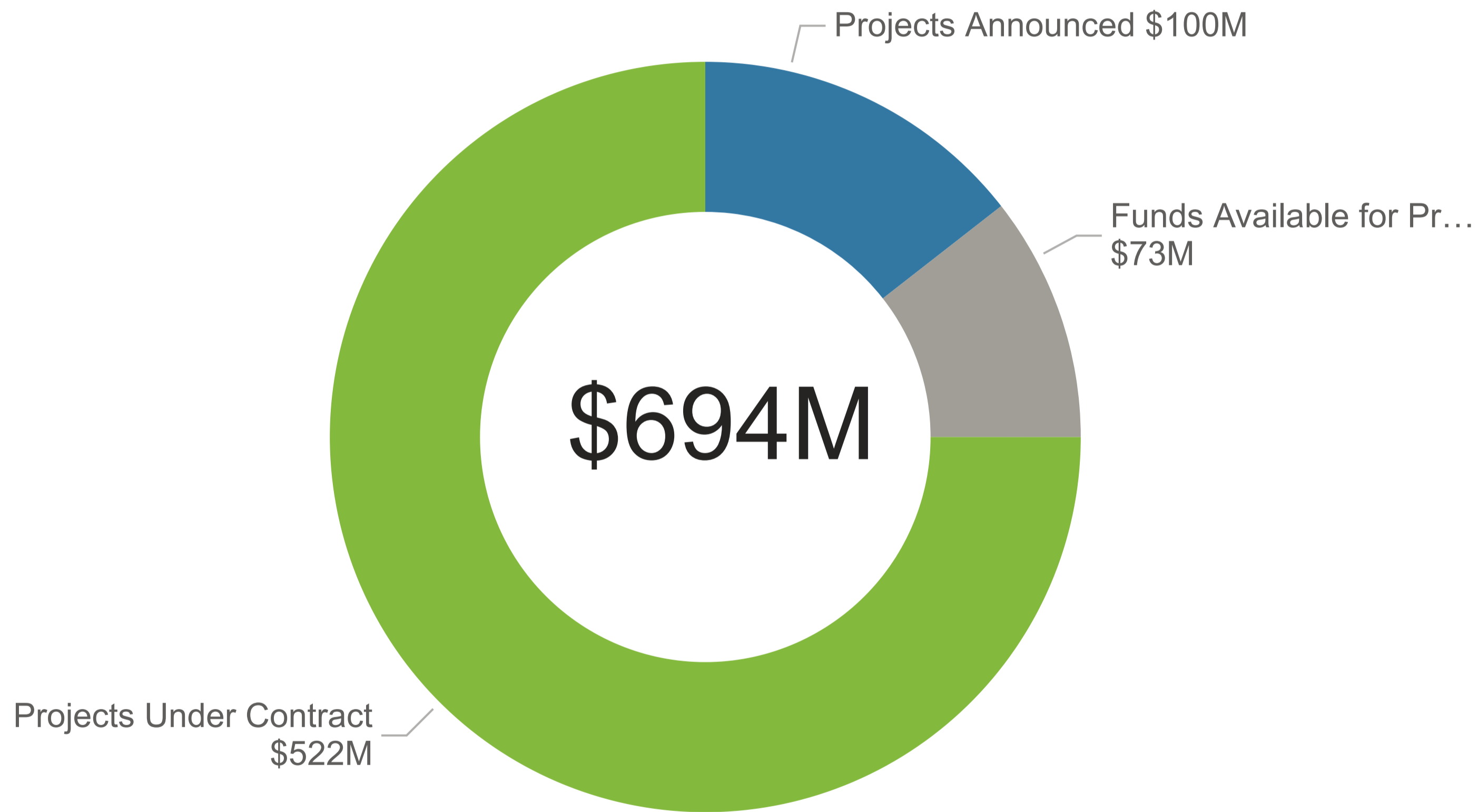


# HURRICANE HARVEY-DR17 STATUS UPDATE

## Funding by Project Status



## DR17 Program Budgets

Program	Budget
Administration	\$15,000,000
Buyout	\$55,800,000
Economic Revitalization	\$18,888,904
Homebuyer Assistance Program	\$18,381,000
Homeowner Assistance Program	\$69,188,511
Multifamily	\$400,855,752
Planning	\$23,100,000
Public Services	\$20,000,000
Single Family New Development	\$60,000,000
Small Rental	\$12,943,423
<b>Total</b>	<b>\$694,157,590</b>

# MULTIFAMILY PROGRAM UPDATE

**\$356M** of **\$401M**

CDBG-DR in progress

**Leverage Ratio of 1:3**

*for every \$1 in CDBG-DR funds spent, \$3 in additional investment is generated*

Projects generate

**3065**

and

**507**

affordable rate units (<80%AMI)

market rate units

Projects by Stage



1. Underwriting



3. Pending Closing



4. Under Construction



5. Construction Complete

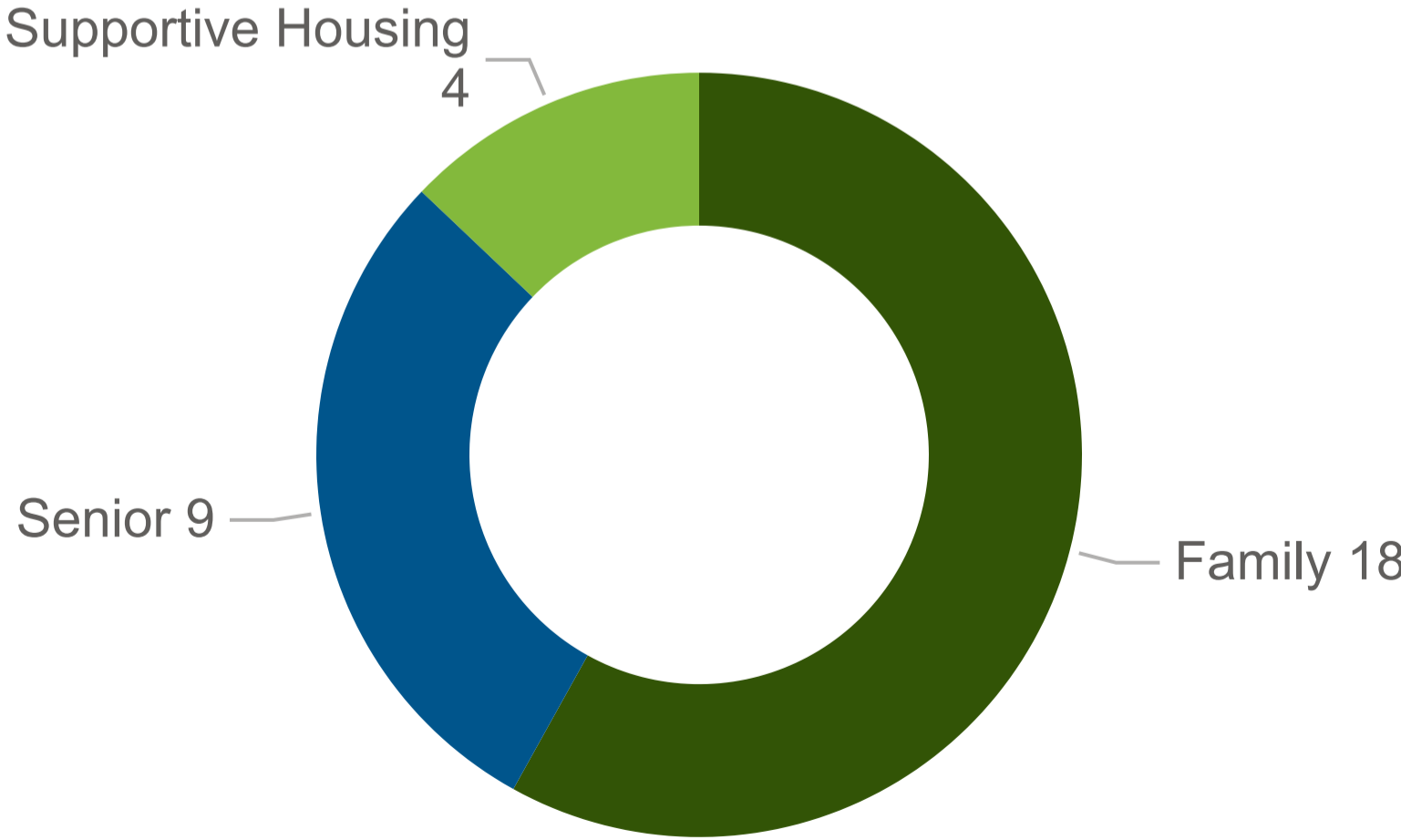


Removed



Withdrawn

Projects by Housing Type



Multifamily Project Detail

Project Name	Population Type	CDBG-DR Requested	Total Development Costs	Total Units	LMI Units	MKT Units
2100 Memorial	Senior	\$25,000,000	\$59,287,719	197	159	38
900 Winston	Senior	\$11,230,000	\$30,042,004	114	102	12
Avenue on 34th	Family	\$9,090,000	\$18,187,638	70	56	14
Bellfort Park	Family	\$3,500,000	\$14,083,048	64	64	0
Briarwest Apartments	Family	\$2,500,000	\$22,320,000	120	100	20
Canal Lofts	Family	\$12,000,000	\$34,425,000	150	100	50
Caroline Lofts	Family	\$19,619,640	\$39,864,269	119	95	24
<b>Total</b>		<b>\$356,415,893</b>	<b>\$993,989,118</b>	<b>3572</b>	<b>3065</b>	<b>507</b>

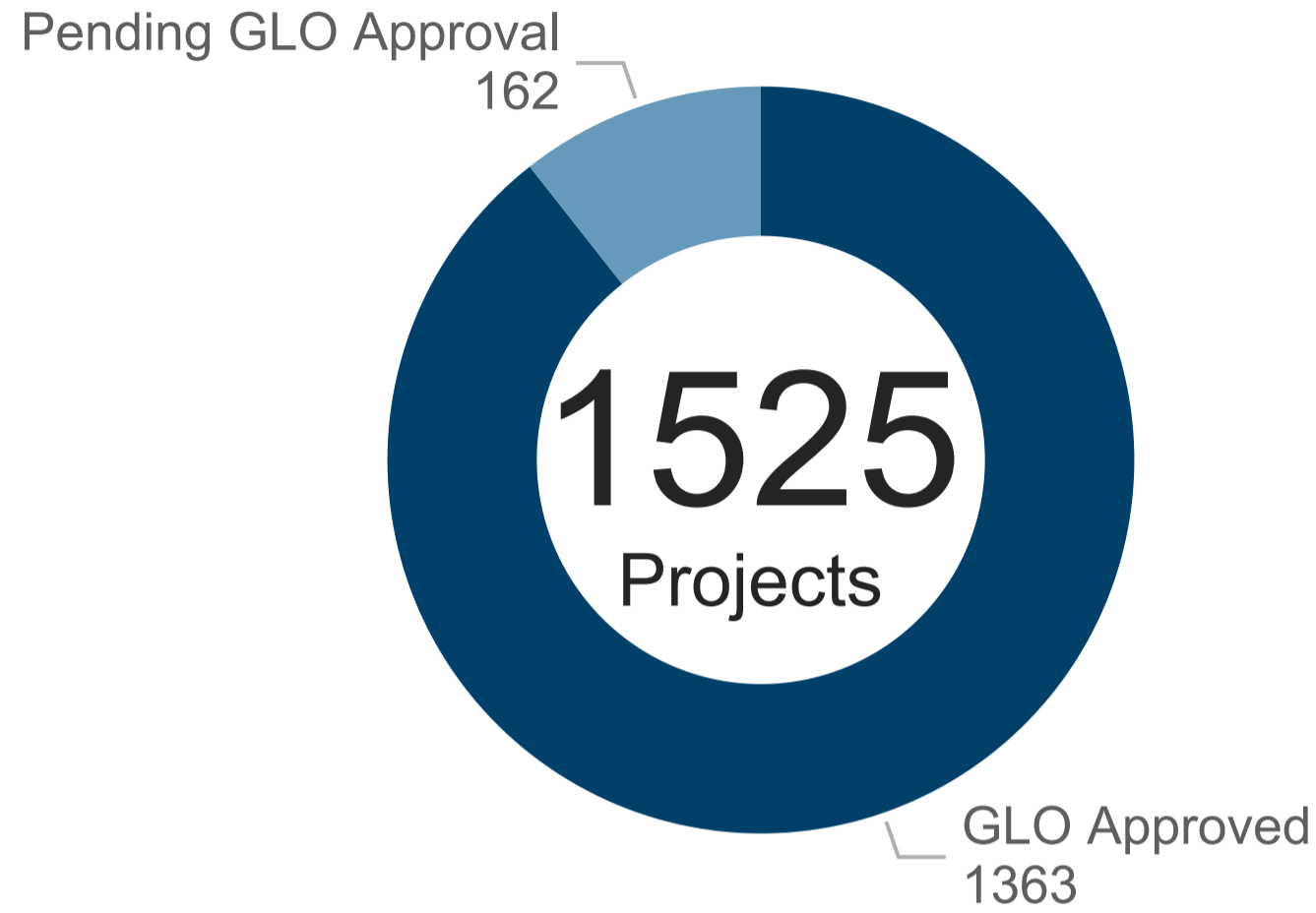
Data as of January 9, 2023

# MULTIFAMILY PROJECT DETAIL

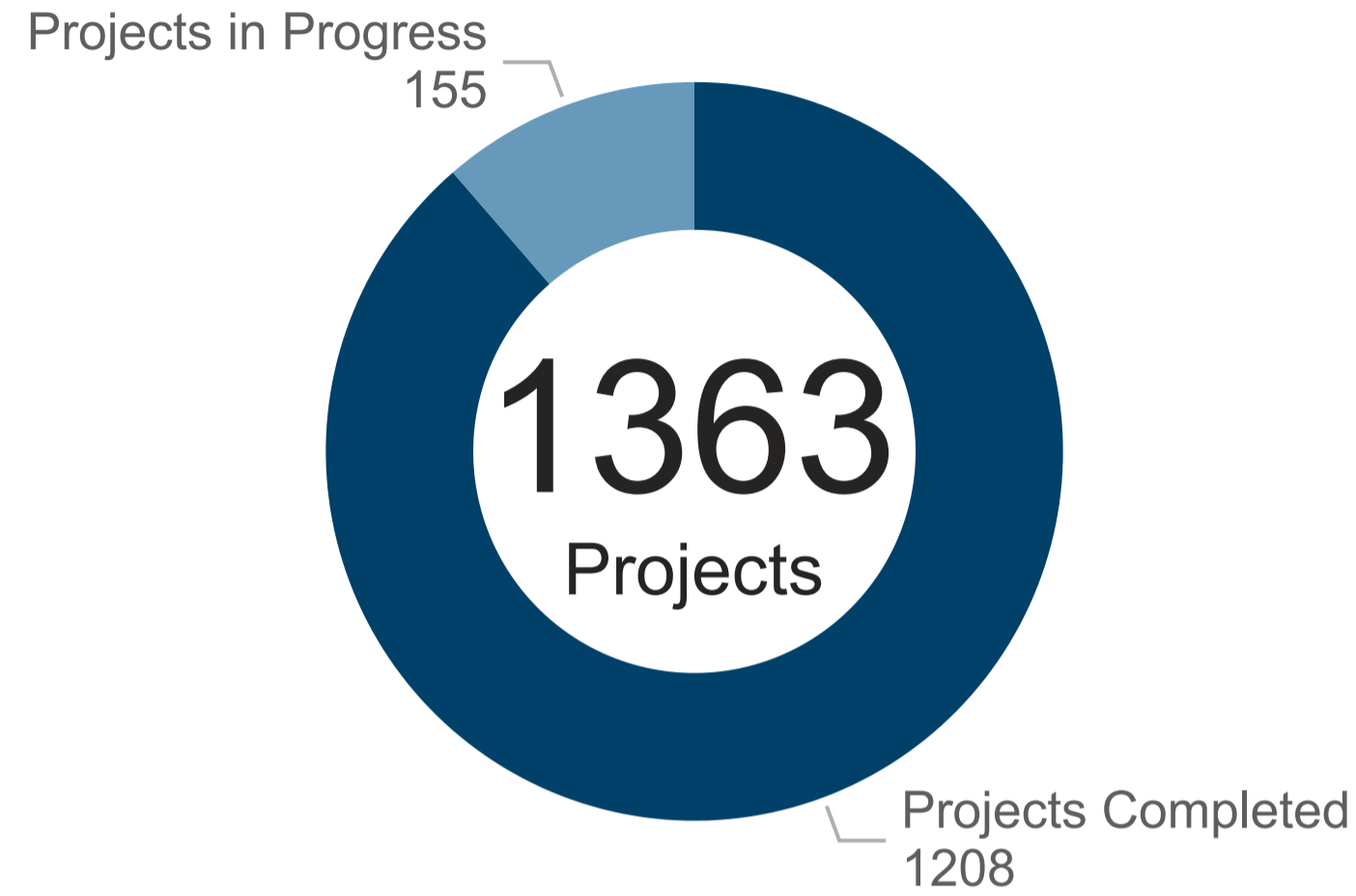
Project Name	Population Type	CDBG-DR Requested	Total Development Costs	Total Units	LMI Units	MKT Units
2100 Memorial	Senior	\$25,000,000	\$59,287,719	197	159	38
900 Winston	Senior	\$11,230,000	\$30,042,004	114	102	12
Avenue on 34th	Family	\$9,090,000	\$18,187,638	70	56	14
Belfort Park	Family	\$3,500,000	\$14,083,048	64	64	0
Briarwest Apartments	Family	\$2,500,000	\$22,320,000	120	100	20
Canal Lofts	Family	\$12,000,000	\$34,425,000	150	100	50
Caroline Lofts	Family	\$19,619,640	\$39,864,269	119	95	24
Connect South Apartments	Family	\$11,900,000	\$27,675,124	77	70	7
Dian Street Villas	Family	\$11,000,000	\$28,971,116	108	96	12
Edison Lofts	Family	\$8,000,000	\$27,955,394	126	107	19
Ella Grand	Senior	\$12,000,000	\$31,852,011	128	115	13
Gala at MacGregor	Senior	\$9,400,000	\$26,624,431	85	75	10
Hay Center Campus	Supportive Housing	\$5,000,000	\$29,869,316	50	50	0
Heritage Senior Residences	Senior	\$14,350,000	\$37,887,698	135	94	41
Lockwood South	Family	\$9,950,000	\$27,330,000	80	72	8
Magnificent House	Supportive Housing	\$18,656,631	\$36,742,209	149	149	0
McKee City Living	Family	\$14,500,000	\$35,419,526	120	100	20
New Hope Housing Savoy	Supportive Housing	\$13,200,000	\$33,794,447	120	120	0
NHH at Avenue J	Family	\$12,485,000	\$34,767,583	100	100	0
OST Lofts	Family	\$19,310,000	\$33,508,508	130	109	21
Regency Lofts	Family	\$14,000,000	\$35,005,530	120	102	18
Richmond Senior Village	Senior	\$15,500,000	\$36,483,974	125	100	25
Scott Street Lofts	Senior	\$14,500,000	\$34,673,324	123	98	25
South Rice Apartments	Family	\$12,400,000	\$33,085,918	115	86	29
St Elizabeth Place	Family	\$10,174,622	\$31,465,057	85	44	41
Summit at Renaissance Park	Family	\$14,900,000	\$81,219,572	325	325	0
Temenos Place	Supportive Housing	\$8,000,000	\$33,965,013	95	95	0
The Citadel (fka Elgin Place)	Senior	\$10,250,000	\$28,190,721	74	67	7
The Gale Winds Apartments	Family	\$1,650,000	\$3,304,988	18	10	8
W. Leo Daniels Towers I	Senior	\$10,000,000	\$23,157,980	100	100	0
<b>Total</b>		<b>\$356,415,893</b>	<b>\$993,989,118</b>	<b>3572</b>	<b>3065</b>	<b>507</b>

# SINGLE FAMILY PROGRAM UPDATE

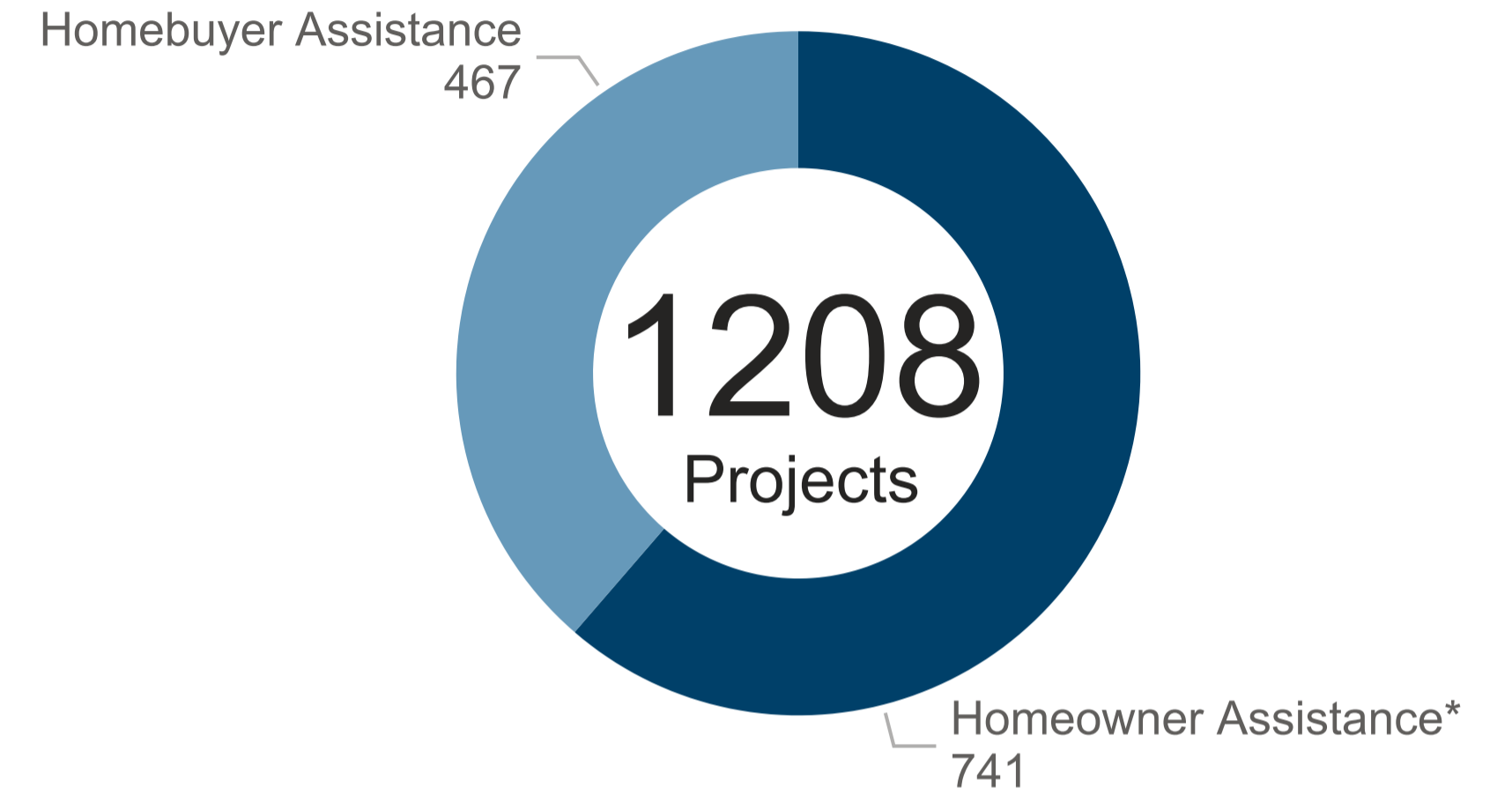
## GLO Project Approval Status



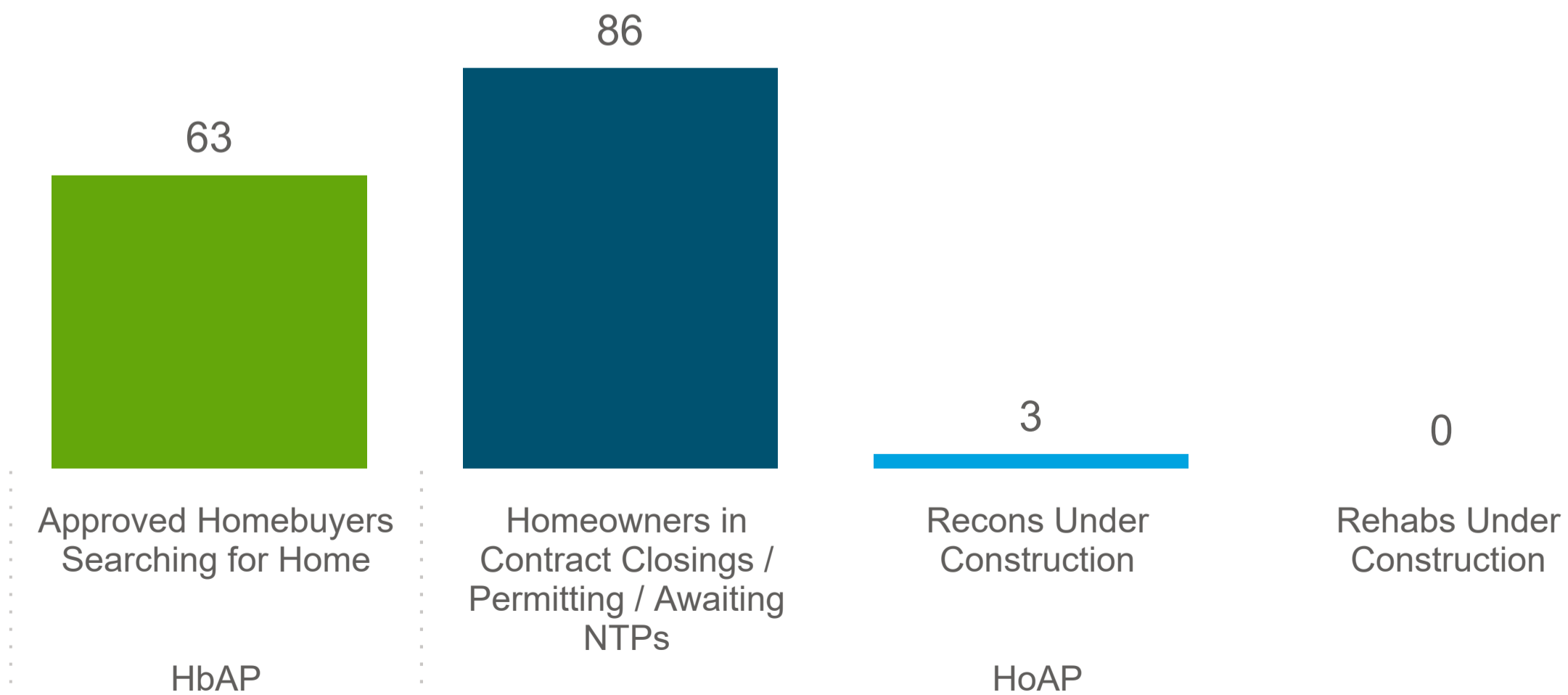
## Status of GLO Approved Projects



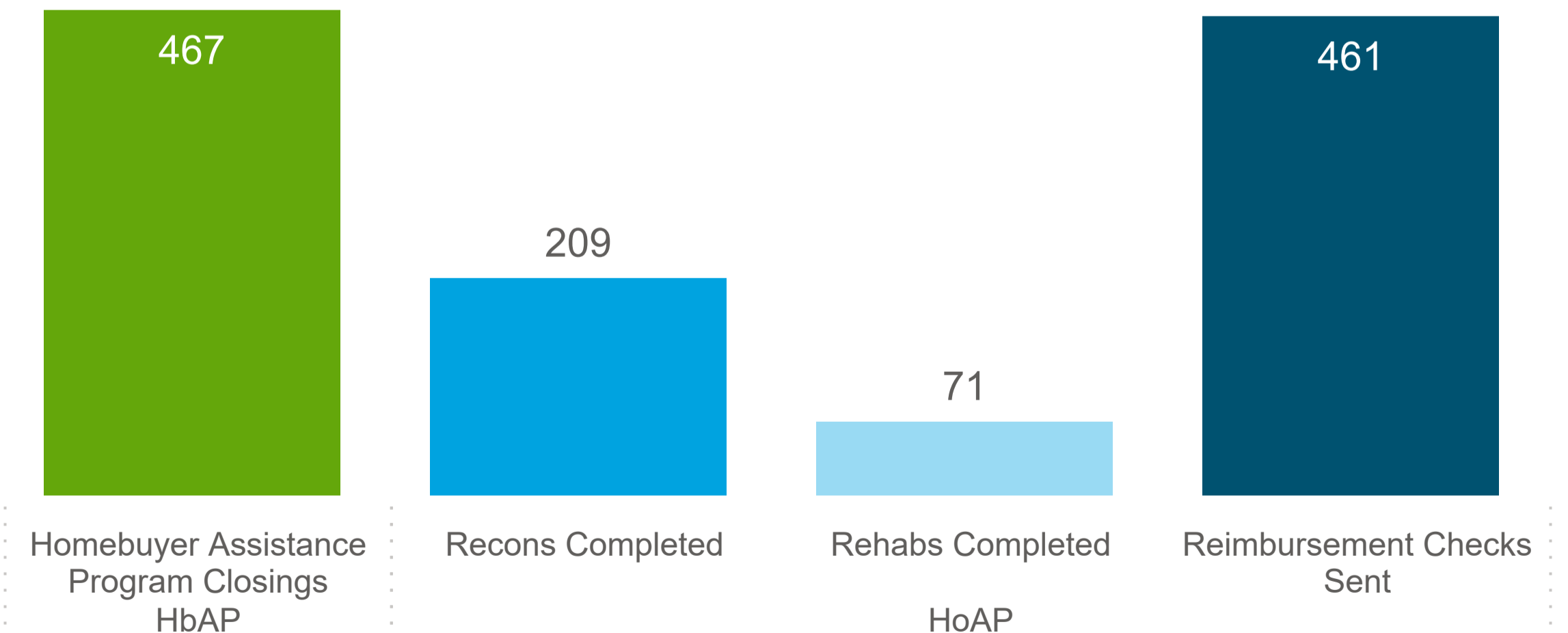
## Completed GLO Approved Projects by Program



## Projects in Progress by Assistance Type

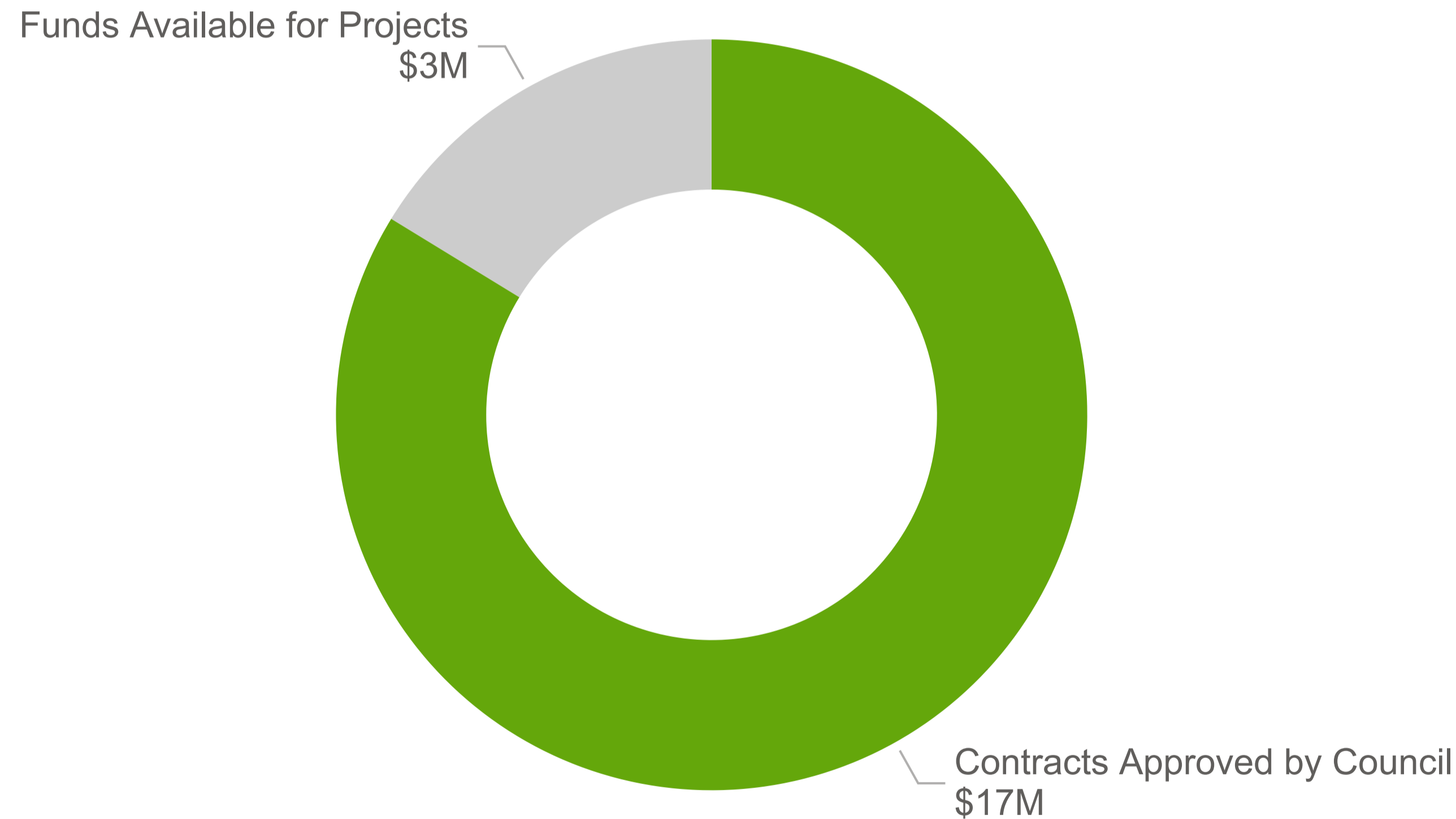


## Projects Completed by Assistance Type



# PUBLIC SERVICES PROGRAM UPDATE

## Funding by Project Status



## DR17 Program Budgets

Agency Name	Amount
Alliance	\$2,343,303
Avenue	\$293,247
Baker Ripley	\$0
Capital IDEA	\$853,236
Fifth Ward Community	\$47,950
HAWC	\$627,901
HEART Program	\$400,000
Home Builders Institute	\$1,539,612
Houston Area Urban League	\$591,949
Local Initiatives	\$2,980,790
Montrose Center	\$685,972
NestQuest	\$244,615
SEARCH	\$1,112,789
SER Jobs	\$1,375,000
TXRX	\$300,000
<b>Total</b>	<b>\$20,000,000</b>