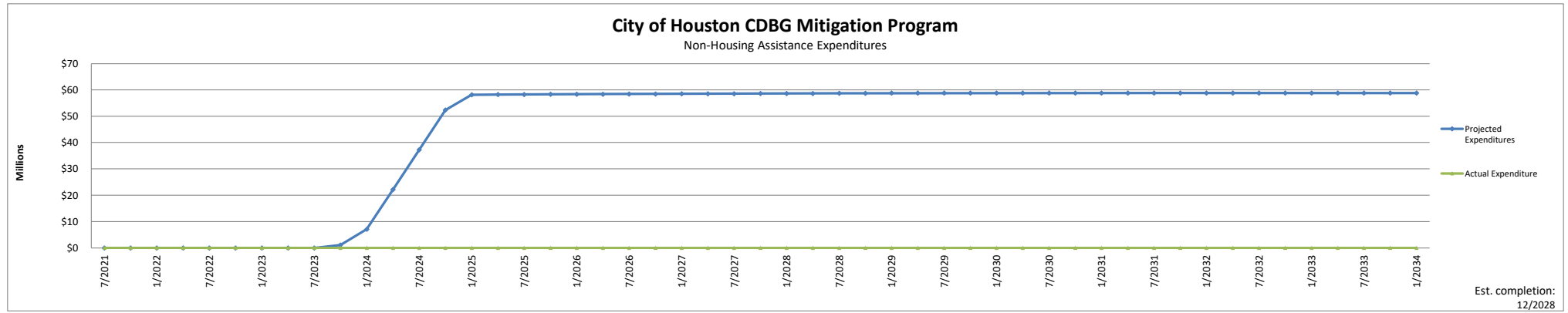
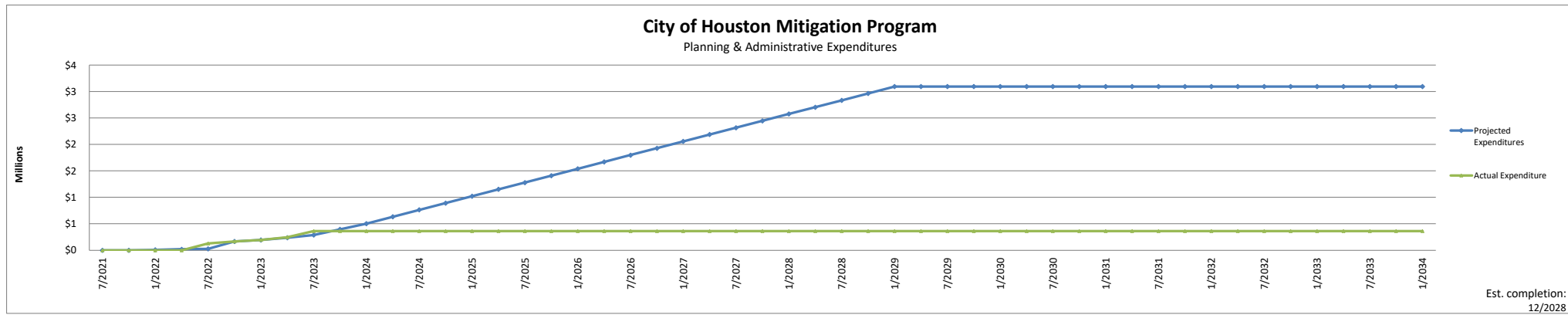


CITY OF HOUSTON CDBG MITIGATION PROJECTIONS OF EXPENDITURES AND OUTCOMES

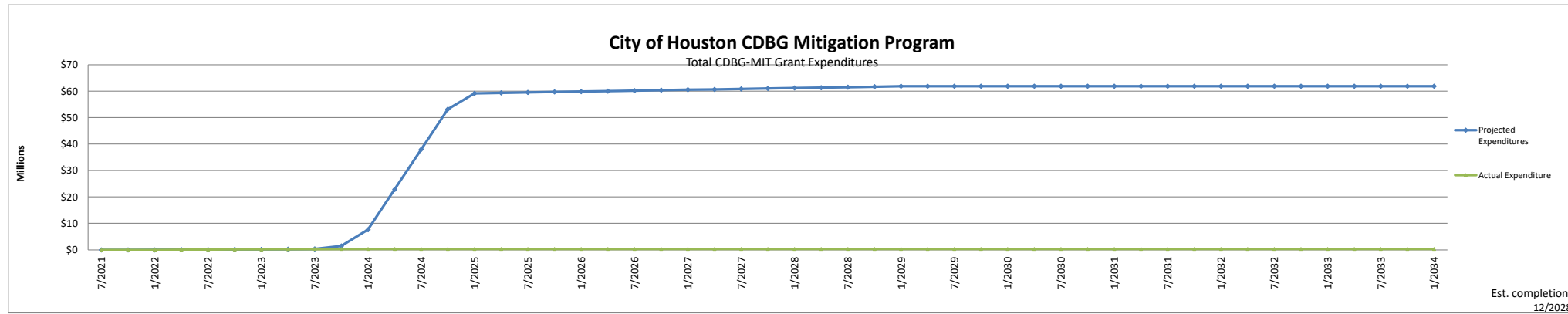
Non-Housing	7/2021	10/2021	1/2022	4/2022	7/2022	10/2022	1/2023	4/2023	7/2023	10/2023	1/2024	4/2024	7/2024	10/2024	1/2025	4/2025	7/2025	10/2025
Projected Expenditures	\$0	\$0	\$0	\$0	\$0	\$0	\$0	\$0	\$0	\$1,048,836	\$7,097,672	\$22,181,369	\$37,265,065	\$52,348,761	\$58,172,257	\$58,255,945	\$58,291,524	\$58,327,104
Quarterly Projection	\$0	\$0	\$0	\$0	\$0	\$0	\$0	\$0	\$0	\$1,048,836	\$6,048,836	\$15,083,696	\$15,083,696	\$15,083,696	\$5,823,496	\$83,688	\$35,579	\$35,579
Actual Expenditure	\$0	\$0	\$0	\$0	\$0	\$0	\$0	\$0	\$0	\$0	\$0	\$0	\$0	\$0	\$0	\$0	\$0	\$0
Actual Quarterly Expend (from QPRs)	\$0	\$0	\$0	\$0	\$0	\$0	\$0	\$0	\$0	\$0	\$0	\$0	\$0	\$0	\$0	\$0	\$0	\$0



Planning & Admin	7/2021	10/2021	1/2022	4/2022	7/2022	10/2022	1/2023	4/2023	7/2023	10/2023	1/2024	4/2024	7/2024	10/2024	1/2025	4/2025	7/2025	10/2025
Projected Expenditures	\$0	\$0	\$7,306	\$18,265	\$25,385	\$166,573	\$194,200	\$236,983	\$288,578	\$395,727	\$502,875	\$632,443	\$762,010	\$891,578	\$1,021,146	\$1,150,713	\$1,280,281	\$1,409,848
Quarterly Projection	\$0	\$0	\$7,306	\$10,959	\$7,120	\$141,188	\$27,627	\$42,783	\$51,595	\$107,149	\$107,149	\$129,568	\$129,568	\$129,568	\$129,568	\$129,568	\$129,568	\$129,568
Actual Expenditure	\$0	\$0	\$0	\$0	\$128,726	\$166,573	\$192,286	\$243,588	\$363,963	\$363,963	\$363,963	\$363,963	\$363,963	\$363,963	\$363,963	\$363,963	\$363,963	\$363,963
Actual Quarterly Expend (from QPRs)	\$0	\$0	\$0	\$0	\$128,726	\$37,847	\$25,714	\$51,302	\$120,375	\$0	\$0	\$0	\$0	\$0	\$0	\$0	\$0	\$0



Total Expenditures	7/2021	10/2021	1/2022	4/2022	7/2022	10/2022	1/2023	4/2023	7/2023	10/2023	1/2024	4/2024	7/2024	10/2024	1/2025	4/2025	7/2025	10/2025
Projected Expenditures	\$0	\$0	\$7,306	\$18,265	\$25,385	\$166,573	\$194,200	\$236,983	\$288,578	\$1,444,563	\$7,600,547	\$22,813,811	\$38,027,075	\$53,240,339	\$59,193,403	\$59,406,658	\$59,571,805	\$59,736,952
Quarterly Projection	\$0	\$0	\$7,306	\$10,959	\$7,120	\$141,188	\$27,627	\$42,783	\$51,595	\$1,155,985	\$6,155,985	\$15,213,264	\$15,213,264	\$15,213,264	\$5,953,064	\$213,256	\$165,147	\$165,147
Actual Expenditure	\$0	\$0	\$0	\$0	\$128,726	\$166,573	\$192,286	\$243,588	\$363,963	\$363,963	\$363,963	\$363,963	\$363,963	\$363,963	\$363,963	\$363,963	\$363,963	\$363,963
Actual Quarterly Expend (from QPRs)	\$0	\$0	\$0	\$0	\$128,726	\$37,847	\$25,714	\$51,302	\$120,375	\$0	\$0	\$0	\$0	\$0	\$0	\$0	\$0	\$0



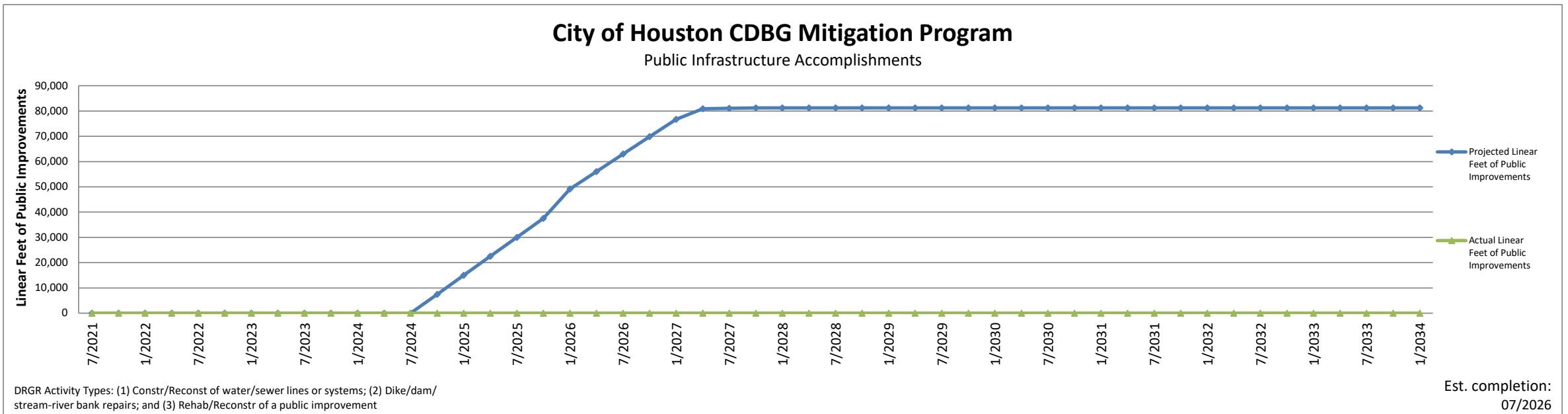
CITY OF HOUSTON CDBG MITIGATION PROJECTIONS OF EXPENDITURES AND OUTCOMES

Public Infrastructure	7/2021	10/2021	1/2022	4/2022	7/2022	10/2022	1/2023	4/2023	7/2023
Projected Linear Feet of Public Improvements	0	0	0	0	0	0	0	0	0
# of Linear Feet of Public Improvements (Quarterly Projection)	0	0	0	0	0	0	0	0	0
Actual Linear Feet of Public Improvements	0	0	0	0	0	0	0	0	0
# of Linear Feet of Public Improvements (Populated from QPR Reporting)	0	0	0	0	0	0	0	0	0

Quarterly Projections by Activity Type:

Construction/reconstruction of water/sewer lines or systems # of Linear Feet of Public Improvements	0								
Dike/dam/stream-river bank repairs # of Linear Feet of Public Improvements	0								
Rehabilitation/reconstruction of a public improvement # of Linear Feet of Public Improvements	0	0	0	0	0	0	0	0	0

*Letters of Agreement have not been executed and projections are based on proposed project scopes



CITY OF HOUSTON CDBG MITIGATION PROJECTIONS OF EXPENDITURES AND OUTCOMES

Public Infrastructure	10/2023	1/2024	4/2024	7/2024	10/2024	1/2025	4/2025	7/2025	10/2025
Projected Linear Feet of Public Improvements	0	0	0	0	7,500	15,000	22,500	30,000	37,500
# of Linear Feet of Public Improvements (Quarterly Projection)	0	0	0	0	7,500	7,500	7,500	7,500	7,500
Actual Linear Feet of Public Improvements	0	0	0	0	0	0	0	0	0
# of Linear Feet of Public Improvements (Populated from QPR Reporting)									
<u>Quarterly Projections by Activity Type:</u>									
Construction/reconstruction of water/sewer lines or systems									
# of Linear Feet of Public Improvements									
Dike/dam/stream-river bank repairs									
# of Linear Feet of Public Improvements									
Rehabilitation/reconstruction of a public improvement									
# of Linear Feet of Public Improvements	0	0	0	0	12,033	12,033	12,033	12,033	12,033

**Letters of Agreement have not been executed and projections are based on prop*

CITY OF HOUSTON CDBG MITIGATION PROJECTIONS OF EXPENDITURES AND OUTCOMES

Public Infrastructure	1/2026	4/2026	7/2026	10/2026	1/2027	4/2027	7/2027	10/2027	1/2028
Projected Linear Feet of Public Improvements	49,150	56,050	62,950	69,850	76,750	80,900	81,100	81,250	81,250
# of Linear Feet of Public Improvements (Quarterly Projection)	11,650	6,900	6,900	6,900	6,900	4,150	200	150	0
Actual Linear Feet of Public Improvements	0	0	0	0	0	0	0	0	0
# of Linear Feet of Public Improvements (Populated from QPR Reporting)									
<u>Quarterly Projections by Activity Type:</u>									
Construction/reconstruction of water/sewer lines or systems									
# of Linear Feet of Public Improvements									
Dike/dam/stream-river bank repairs									
# of Linear Feet of Public Improvements									
Rehabilitation/reconstruction of a public improvement									
# of Linear Feet of Public Improvements	3,033	3,033	3,033	3,033	3,033	0	0	0	0

**Letters of Agreement have not been executed and projections are based on prop*

CITY OF HOUSTON CDBG MITIGATION PROJECTIONS OF EXPENDITURES AND OUTCOMES

Public Infrastructure	4/2028	7/2028	10/2028	1/2029	4/2029	7/2029	10/2029	1/2030	4/2030
Projected Linear Feet of Public Improvements	81,250	81,250	81,250	81,250	81,250	81,250	81,250	81,250	81,250
# of Linear Feet of Public Improvements (Quarterly Projection)	0	0	0	0	0	0	0	0	0
Actual Linear Feet of Public Improvements	0	0	0	0	0	0	0	0	0
# of Linear Feet of Public Improvements (Populated from QPR Reporting)									
<u>Quarterly Projections by Activity Type:</u>									
Construction/reconstruction of water/sewer lines or systems									
# of Linear Feet of Public Improvements									
Dike/dam/stream-river bank repairs									
# of Linear Feet of Public Improvements									
Rehabilitation/reconstruction of a public improvement									
# of Linear Feet of Public Improvements	0	0	0	0	0	0	0	0	0

**Letters of Agreement have not been executed and projections are based on prop*

CITY OF HOUSTON CDBG MITIGATION PROJECTIONS OF EXPENDITURES AND OUTCOMES

Public Infrastructure	7/2030	10/2030	1/2031	4/2031	7/2031	10/2031	1/2032	4/2032	7/2032
Projected Linear Feet of Public Improvements	81,250	81,250	81,250	81,250	81,250	81,250	81,250	81,250	81,250
# of Linear Feet of Public Improvements (Quarterly Projection)	0	0	0	0	0	0	0	0	0
Actual Linear Feet of Public Improvements	0	0	0	0	0	0	0	0	0
# of Linear Feet of Public Improvements (Populated from QPR Reporting)									
<u>Quarterly Projections by Activity Type:</u>									
Construction/reconstruction of water/sewer lines or systems									
# of Linear Feet of Public Improvements									
Dike/dam/stream-river bank repairs									
# of Linear Feet of Public Improvements									
Rehabilitation/reconstruction of a public improvement									
# of Linear Feet of Public Improvements	0	0	0	0	0	0	0	0	0

**Letters of Agreement have not been executed and projections are based on prop*

CITY OF HOUSTON CDBG MITIGATION PROJECTIONS OF EXPENDITURES AND OUTCOMES

Public Infrastructure	10/2032	1/2033	4/2033	7/2033	10/2033	1/2034
Projected Linear Feet of Public Improvements	81,250	81,250	81,250	81,250	81,250	81,250
# of Linear Feet of Public Improvements (Quarterly Projection)	0	0	0	0	0	0
Actual Linear Feet of Public Improvements	0	0	0	0	0	0
# of Linear Feet of Public Improvements (Populated from QPR Reporting)						
<u>Quarterly Projections by Activity Type:</u>						
Construction/reconstruction of water/sewer lines or systems						
# of Linear Feet of Public Improvements						
Dike/dam/stream-river bank repairs						
# of Linear Feet of Public Improvements						
Rehabilitation/reconstruction of a public improvement						
# of Linear Feet of Public Improvements	0	0	0	0	0	0

**Letters of Agreement have not been executed and projections are based on prop*