



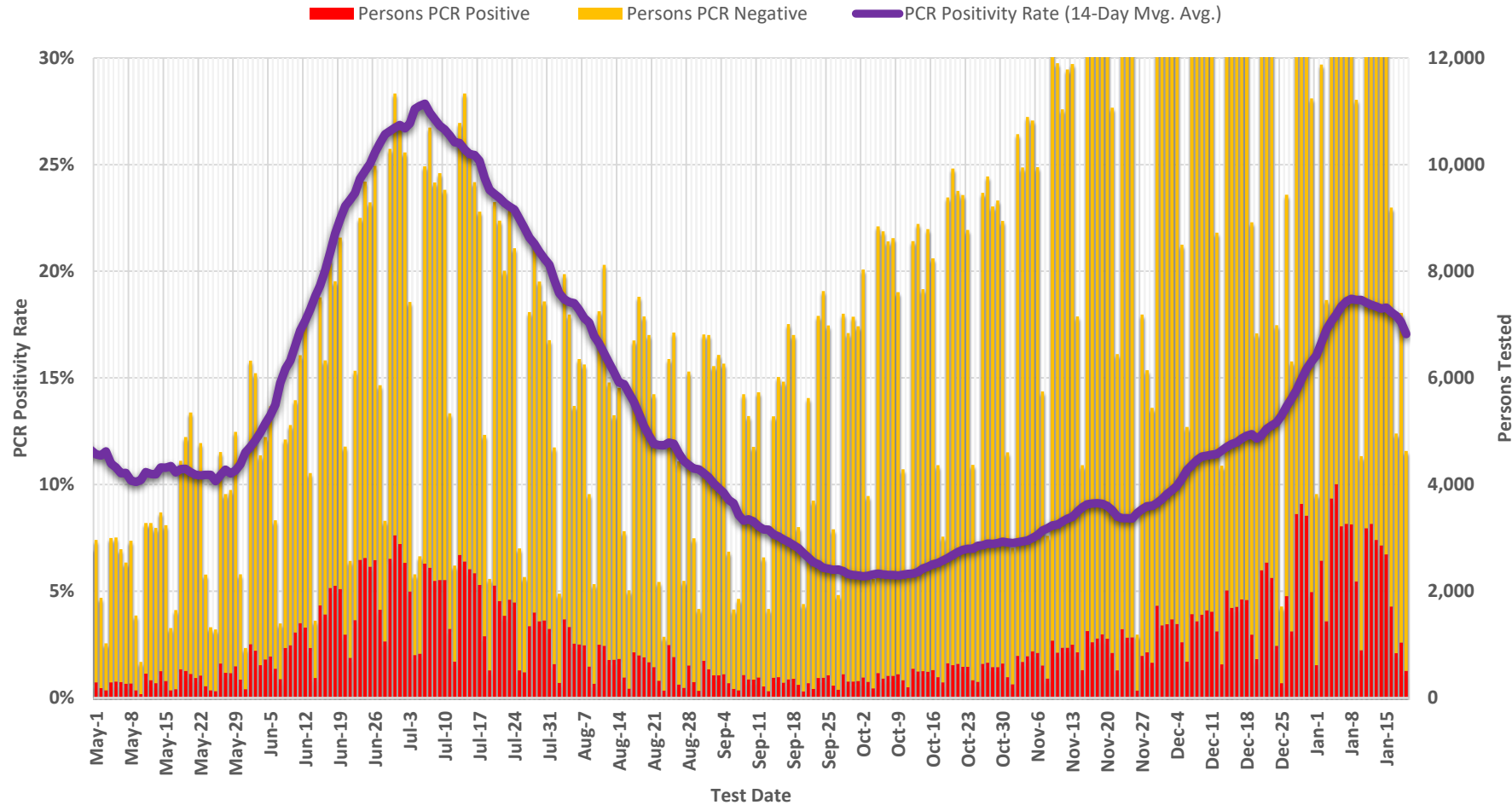
HOUSTON HEALTH DEPARTMENT

HOUSTONHEALTH.ORG



• Houston's COVID-19 Positivity Rate

14-day Moving Average



Date	Rate
01/01/21	16.1
01/08/21	18.7
01/15/21	18.3
01/19/21	17.1

NOTE: This is a dynamic chart that changes daily. Due to a data lag, the bars on the right do not contain full data for those dates. This impacts the purple line, representing the **14-day moving average**.



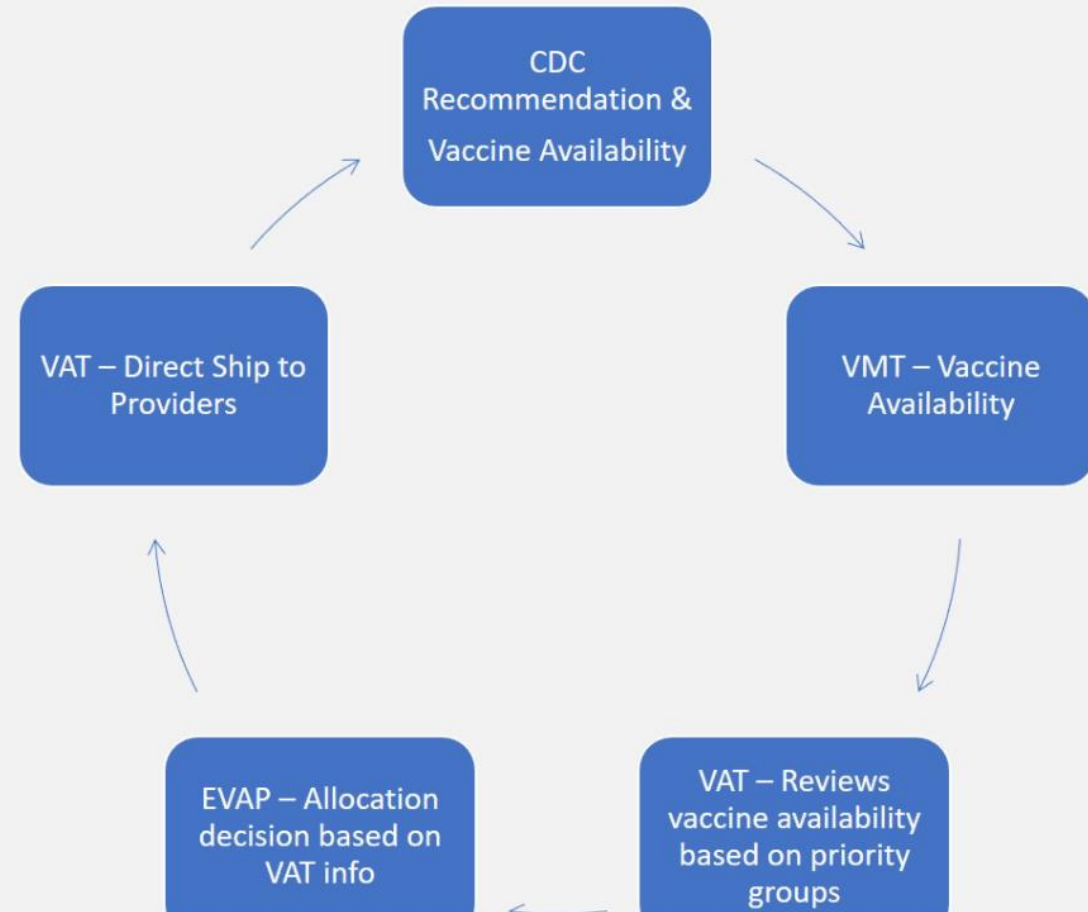
**Don't stop.
Don't forget.**

MASK UP. SOCIAL DISTANCE. WASH HANDS. GET TESTED.



Vaccine Distribution Process

1. **VMT** - Vaccine Management Team will monitor the daily number of doses made available to Texas by CDC.
2. **EVAP** - Expert Vaccine Allocation Panel will be established to work with DSHS in the weekly allocations. Using data and the specific doses allocated, the Expert Vaccine Allocation Panel will develop recommendations for Commissioner approval.
3. **VAT** - Vaccine Allocation Team will allocate and order vaccine in CDC's Vaccine Tracking System (VTrckS) to registered providers according to the EVAP decisions.



Vaccine Distribution Updates

- Doses Received (1st) – 41,950
- Doses Received (2nd) – 7,600
- Doses Transferred – 3,100
- Doses Administered – 32,521

Data current as of 1/27/21

COVID-19 Vaccines

Reporting Period of 12/1/2020 To 1/27/2021



HOUSTON HEALTH DEPARTMENT

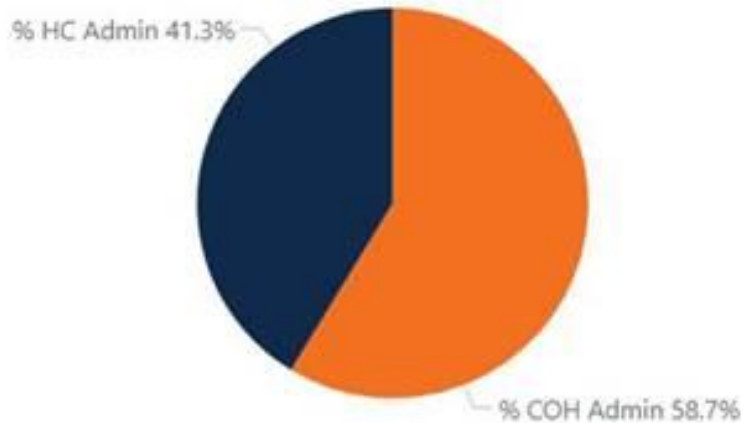
291,845

Doses Admin Houston/Harris

242,291

Individuals Vaccinated

% of Total Administered in Houston/Harris County



% of Total Administered by HHD



% of Individuals Fully Vaccinated



% Admin. by Community Health Centers

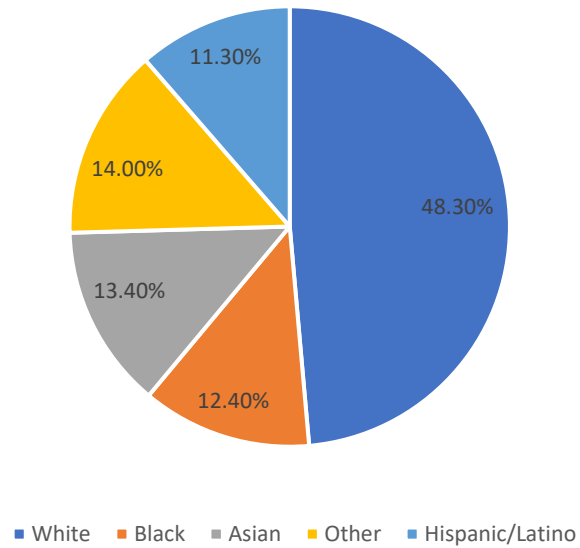


% of Total Administered by Hospitals



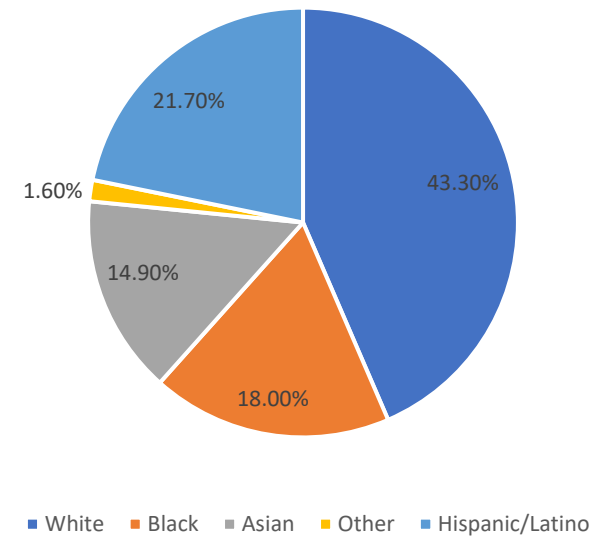
HOUSTON HEALTH DEPARTMENT

Race/Ethnicity of all recipients served in Houston/Harris County



Note: Race/Ethnicity is not reported for 36.4% of recipients

Race/Ethnicity of recipients served by Houston Health Department



Note: Race/Ethnicity is not reported for 12.2% of recipients

Current Vaccination Locations

Current

- Bayou City Event Center
- Delmar Stadium (Drive Thru)
- Sunnyside Health Center
- Northside Health Center
- Casa de Amigos Health Center
- Sharpstown Health Center

Proposed based on vaccine availability

- North Site #2
- South Site #2
- 4 Mobile Strike Teams

Moderna – Dose 2

- HHD COVID-19 Hotline calling clients to schedule Dose #2 based on location where Dose #1 was received
- Dose #2 inventory is currently arriving from the manufacturer as scheduled
- HHD will be monitoring series completion and conducting recall for clients that are overdue
- Manufacturer ideal timing for 2nd dose @ 28 days; additional info allows 2nd dose from 28-42 days



Long Term Care Facilities

- LTCF Vaccinated To Date: 297
- Total Doses Administered: 24,224
 - Residents - 14,844
 - Staff – 9,380
- HHD working with unassigned LTCF and local pharmacy partners to ensure access to vaccines (vaccine supply limited)

Successes

- Vaccination of 32,521 individuals as of 1/27/21
- Lower mortality in LTCF settings
 - 39% U.S. vs. 11% Houston
- Increase access for vulnerable populations
- Vaccine Confidence
- Partner engagement



Challenges

- Vaccine Inventory (Weekly Allotment)
- Staffing
 - Burn Out
 - Availability
- Appointment System Glitches

Closing Remarks

- Feedback provided to Biden administration
- 2nd dose reminder