



Legal Department

**FY2025 Proposed Budget
Workshop Presentation
May 28, 2024**

Arturo G. Michel

City Attorney



Department Organization Chart

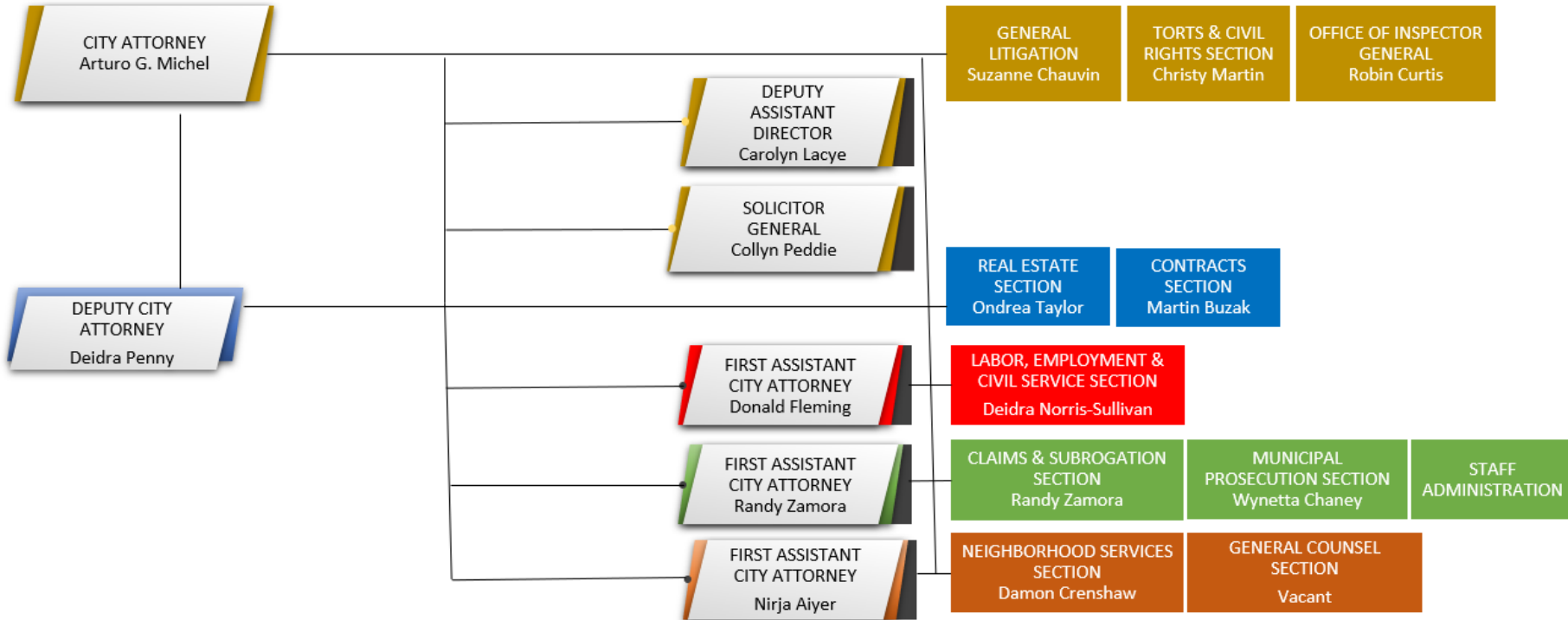




Table of Contents

Strategic Guidance Alignment	4
Expenditure by Program	5
Revenue by Program	6
Programs	7
Expenditure by Fund	19
Revenue by Fund	20
Appendix	23



Strategic Guidance Alignment

Objective

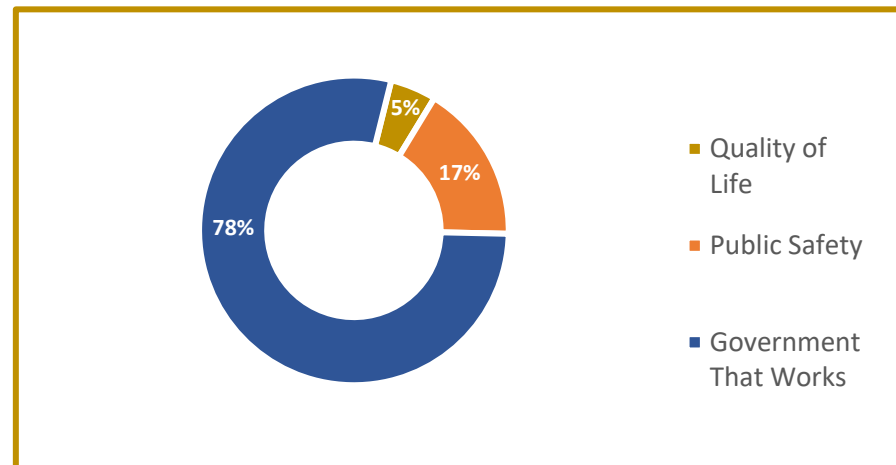
The tables below summarize the Legal Department's alignment to the Mayor's Priorities. All programs align to a mayoral priority and the overall department budget is broken down as such.

Government That Works	Public Safety	Quality of Life
Administrative Services	Municipal Prosecution	Real Estate
Claims & Subrogation	Neighborhood Services	
Contracts	Office of the Inspector General (OIG)	
General Counsel		
General Litigation		
Labor, Employment & Civil Service		
Torts & Civil Rights		

Aligned Initiatives

- Policing Reform
- Illegal Dumping
- Homeless Initiative
- Single Family Housing
- Outcome Based Budget

DEPARTMENT BUDGET BY PRIORITY



Expenditure by Program

(\$ in thousands)



Objective

Program Budgets for FY25 Proposed vs FY24 Current Budget

Program	FY23* Actual	FY24* Budget	FY24* Estimate	FY25* Proposed	*Variance FY25 Proposed/ FY24 Budget	% Change
Administrative Services	\$ 3,923	\$ 4,170	\$ 4,177	\$ 4,073	\$ (97)	-2%
Claims & Subrogation	\$ 4,240	\$ 6,618	\$ 6,623	\$ 6,581	\$ (37)	-1%
Contracts	\$ 2,008	\$ 2,397	\$ 2,239	\$ 2,354	\$ (43)	-2%
General Counsel	\$ 2,638	\$ 2,778	\$ 2,658	\$ 2,706	\$ (72)	-3%
General Litigation	\$ 5,796	\$ 8,238	\$ 8,233	\$ 8,517	\$ 280	3%
Labor, Employment & Civil Service	\$ 4,054	\$ 6,542	\$ 6,536	\$ 6,525	\$ (17)	0%
Municipal Prosecution	\$ 4,150	\$ 4,264	\$ 4,107	\$ 4,283	\$ 20	0%
Neighborhood Services	\$ 2,011	\$ 2,083	\$ 1,903	\$ 1,853	\$ (230)	-11%
Office of the Inspector General (OIG)	\$ 1,516	\$ 1,998	\$ 2,002	\$ 1,991	\$ (7)	0%
Real Estate	\$ 2,094	\$ 2,323	\$ 2,258	\$ 2,349	\$ 26	1%
Torts & Civil Rights	\$ 4,741	\$ 7,594	\$ 7,562	\$ 7,573	\$ (21)	0%
Total	\$ 37,171	\$ 49,005	\$ 48,298	\$ 48,805	\$ (199)	-14%

*Totals may reflect slight variances due to rounding

Revenue by Program

(\$ in thousands)



Objective

Program Budgets for FY25 Proposed vs FY24 Estimate

Program	FY23* Actual	FY24* Budget	FY24* Estimate	FY25* Proposed	*Variance FY25 Proposed/ FY24 Estimate	% Change
Administrative Services	\$ 231	\$ 27	\$ 27	\$ 27	\$ -	0%
Claims & Subrogation	\$ 3,895	\$ 6,247	\$ 6,252	\$ 6,207	\$ (45)	-1%
General Litigation	\$ 5,774	\$ 8,238	\$ 8,233	\$ 8,517	\$ 285	3%
Labor, Employment & Civil Service	\$ 4,041	\$ 6,542	\$ 6,536	\$ 6,525	\$ (10)	0%
Office of the Inspector General (OIG)	\$ 415	\$ 694	\$ 698	\$ 705	\$ 7	1%
Real Estate	\$ 390	\$ 385	\$ 385	\$ 385	\$ -	0%
Torts & Civil Rights	\$ 4,767	\$ 7,600	\$ 7,602	\$ 7,572	\$ (30)	0%
Total	\$ 19,513	\$ 29,733	\$ 29,733	\$ 29,939	\$ 206	3%

*Totals may reflect slight variances due to rounding



Administrative Services

(\$ in thousands)

Priority:	Government that Works
FY2025 FTE Count:	11.0

Program Description

Provides the administrative and IT support to the Legal Department by opening case files, assigning subpoenas, supporting procurement actions, handling litigation support, and attending other IT and administrative matters.

Significant Budget Items

- Includes funding for health benefits and pension contributions.
- Includes a reduction of \$138K as part of the department saving initiatives.

FY25 Prop Budget by Fund

General Fund	\$4,073
Total	\$4,073

Performance

Measure Name	FY23 Actual	FY24 Target	FY24 Estimate	FY25 Target	Target Context
Number of eDiscovery matters handled	N/A	106	154	125	Measure the number of eDiscovery case files handled by the department and IT personnel
Number of subpoenas assigned	N/A	10	167	175	Measure the number of subpoenas assigned to various sections of the department
Number of torts and civil rights cases opened	N/A	120	176	200	Measure the number of torts and civil rights cases staff opens for the Torts & Civil Rights Section



Claims & Subrogation

(\$ in thousands)

Priority:	Government that Works
FY2025 FTE Count:	12.4

Program Description

Handles liability tort claims, property and workers' compensation subrogation claims, workers' compensation litigation, and general affirmative collection claims.

Significant Budget Items

- Includes funding for health benefits and pension contributions.

FY25 Prop Budget by Fund

Property & Casualty Fund	\$6,207
Workers' Compensation Fund	\$374
Total	\$6,581

Performance

Measure Name	FY23 Actual	FY24 Target	FY24 Estimate	FY25 Target	Target Context
Number of liability claims processed	1,025	850	1,056	950	Measure the number of liability claims processed by the department during the fiscal year
Number of liability claims with no payment	804	650	822	750	Measure the number of liability claims closed without the city paying for damages
Percentage of liability claims with no litigation	N/A	75%	83%	75%	Measure the percentage of liability claims closed without litigation



Contracts

(\$ in thousands)

Priority:	Government that Works
FY2025 FTE Count:	14.5

Program Description

Prepares, reviews, and negotiates City contracts. Provides legal opinions when requested related to contracting, procurement, and competitive bidding matters. Drafts and interprets commercial documents, ordinances, and policies and procedures related to procurement and contracting. Represents the City in a variety of matters involving enforcement of and compliance with local, state and federal laws.

Significant Budget Items

- Includes funding for health benefits and pension contributions.

FY25 Prop Budget by Fund

General Fund	\$2,354
Total	\$2,354

Performance

Measure Name	FY23 Actual	FY24 Target	FY24 Estimate	FY25 Target	Target Context
Number of contracts handled	922	1,100	984	1,100	Measure the number of professional services, goods, interlocal, construction, and other contracts or agreements handled by the Legal Department
Number of opinions issued	N/A	100	99	100	Measure the number of formal or informal opinions issued relating to procurement or contracting
Number of ordinances prepared	N/A	200	143	200	Measure the number of ordinances prepared related to contracts



General Counsel

(\$ in thousands)

Priority:	Government that Works
FY2025 FTE Count:	16.4

Program Description

Drafts ordinances and opinions, advises City departments and elected officials on a wide variety of topics, including elections, public information requests, the Texas Open Meetings Act, ethics and conflicts of interest, redistricting, public finance, ad valorem taxation and utility regulation and franchising.

- Significant Budget Items**
- Includes funding for health benefits and pension contributions.

FY25 Prop Budget by Fund

General Fund	\$2,706
Total	\$2,706

Performance

Measure Name	FY23 Actual	FY24 Target	FY24 Estimate	FY25 Target	Target Context
Percent of legal reviews provided on the use of Council District Service Funds within 7 business days of receiving the request and all information and details necessary to evaluate the request	N/A	95%	100%	95%	Measure the length of time necessary to provide a substantive response to a request for legal assistance
Percent of requests processed for public information (TPIA) in conformance with statutory deadlines	100%	95%	99%	95%	Measure the success by which General Counsel submits legal briefings to the Attorney General in accordance with the statutory deadline under TPIA
Percent of responses to requests for legal opinion on ethics or conflict of interest matters within 7 business days of receiving the request and all information and details necessary to opine on the request	N/A	95%	100%	95%	Measure the length of time necessary to provide a substantive response to a request for legal assistance



General Litigation

(\$ in thousands)

Priority:	Government that Works
FY2025 FTE Count:	20.6

<u>Program Description</u>	<u>Significant Budget Items</u>	<u>FY25 Prop Budget by Fund</u>	
<p>Defends the City and its officers and employees in litigation involving claims against the City for breach of contract, copyright infringement, inverse condemnation, construction law, election contests, and miscellaneous other cases. This section is also responsible for initiating litigation to recover money owed to the City in actions involving breach of contract and damage to City property, and for acquiring property through eminent domain proceedings.</p>	<ul style="list-style-type: none"> Includes funding for health benefits and pension contributions. 	Property & Casualty Fund	\$8,517
		Total	\$8,517

<u>Performance</u>					
Measure Name	FY23 Actual	FY24 Target	FY24 Estimate	FY25 Target	Target Context
Number of appellate briefs prepared and filed	N/A	20	85	40	Measure the number of appellate briefs filed
Number of condemnation lawsuits prepared and filed	N/A	18	16	15	Measure the number of condemnation cases filed
Number of public convenience and necessity ordinances prepared	N/A	10	10	10	Measure the number of convenience and necessity ordinances prepared



Labor, Employment & Civil Service

(\$ in thousands)

Priority:	Government that Works
FY2025 FTE Count:	11.2

Program Description	Significant Budget Items	FY25 Prop Budget by Fund	
<p>Represents the City at Civil Service Commission hearings, pretermination proceedings and arbitrations, and works with all City departments on any issues related to discipline and employee related policies. Responds to Equal Employment Opportunity Commission (EEOC) matters, provides advice and prepares ordinances related to personnel matters, represents the City in litigation arising from federal and state employment related claims such as Chapter 143, Title VII, the American Disabilities Act and defense of Section 1983 claims.</p>	<ul style="list-style-type: none"> Includes funding for health benefits and pension contributions. 	Property & Casualty Fund	\$6,525
		Total	\$6,525

Performance					
Measure Name	FY23 Actual	FY24 Target	FY24 Estimate	FY25 Target	Target Context
Number of EEOC and TX Workforce Commission Civil Rights Division matters	33	21	18	21	Measure the number of civil rights matters brought against the city from the Equal Employment Opportunity Commissions (EEOC) and Texas Workforce Commission
Number of indefinite suspension processing	109	110	93	110	Measure the number of indefinite suspensions received from city departments (except HPD classified)
Number of medical separation reviews	55	45	40	45	Measure the number of medical separations received from city departments



Municipal Prosecution

(\$ in thousands)

Priority:	Public Safety
FY2025 FTE Count:	23.7

Program Description

Represents the State and City in most cases filed in the Houston Municipal Courts. Appears in Justice or County Courts on behalf of the State of Texas and/or the City in Cruelly Treated Animal hearings, tow hearings and the appeals from those hearings. Advises, assists, and educates police and City inspectors regarding statutory and code enforcement. Drafts search and arrest warrants. Responds to questions and problems from citizens.

Significant Budget Items

- Includes funding for health benefits and pension contributions.

FY25 Prop Budget by Fund

General Fund	\$4,283
Total	\$4,283

Performance

Measure Name	FY23 Actual	FY24 Target	FY24 Estimate	FY25 Target	Target Context
Number of adjudications facilitated for the various civil cases handled by City Prosecutors in Houston Municipal Courts and Harris County Courts	N/A	15	60	45	Measure the number of civil cases received each fiscal year, including cases related to dangerous dogs, tow hearings, animal cruelty cases, and administrative hearings; and the appeals of these cases
Number of discovery requests analyzed and reviewed related to Municipal prosecution cases pursuant to statutory requirements	N/A	2,500	3,700	3,000	Measure the number of discovery requests received during each fiscal year
Number of trainings provided pertaining to criminal law and enforcement in Municipal Courts to various City enforcement officials	N/A	5	8	6	Measure the number of trainings provided per fiscal year



Neighborhood Services

(\$ in thousands)

Priority:	Public Safety
FY2025 FTE Count:	12.2

Program Description	Significant Budget Items	FY25 Prop Budget by Fund	
<p>Interfaces directly with neighborhood associations and citizens in order to prosecute nuisances and violations that negatively affect the preservation and protection of neighborhoods and the general quality of life in the community. Responsible for crime-based nuisance abatement, deed restriction enforcement, dangerous buildings abatement, T.A.B.C. (Texas Alcohol Beverage Commission) protests, and the supporting title work.</p>	<ul style="list-style-type: none"> Includes funding for health benefits and pension contributions. Includes a reduction of \$358K for 2.5 FTEs as part of the department saving initiatives. 	General Fund	\$1,853
		Total	\$1,853

Performance

Measure Name	FY23 Actual	FY24 Target	FY24 Estimate	FY25 Target	Target Context
Number of dangerous building orders and emergency review approvals presented to the Building Standards Commission or hearing official	N/A	481	350	400	Measure the number of dangerous building orders, emergency review approvals presented to the Building and Standards Commission panels or the hearing official
Number of deed restrictions reviewed and enforced	735	675	549	550	Measure the total number of deed restriction inquiries, complaints, and/or open files handled by the Legal Department
Number of nuisance lawsuits handled	N/A	8	8	10	Measure the total number of Chapter 125 Nuisance lawsuits filed by Neighborhood Srvc. Including Apartment Taskforce matters, HPD Vice Matters, HPD Narcotics matters and other nuisance matters

Office of Inspector General (OIG)

(\$ in thousands)



Priority:	Public Safety
FY2025 FTE Count:	10.0

<u>Program Description</u>	<u>Significant Budget Items</u>	<u>FY24 Prop Budget by Fund</u>	
Executive Order 1-39 established OIG to investigate and provide legal advice in connection with allegations of employee misconduct, with special emphasis on violations of the law. The Office of Policing Reform and Accountability is also housed within OIG, acting on executing the plans of the Independent Police Oversight Board in connection with complaints of misconduct against police officers.	<ul style="list-style-type: none"> Includes funding for health benefits and pension contributions. 	General Fund	\$1,286
		Property & Casualty Fund	\$705
		Total	\$1,991

Performance

Measure Name	FY23 Actual	FY24 Target	FY24 Estimate	FY25 Target	Target Context
Number of citizen initiated complaints received by the OPRA office	N/A	N/A	N/A	40	Measure the number of citizen complaints received by the OPRA office
Number of confirmations for OIG cases received	531	300	350	400	Measure the number of cases opened/acknowledged per fiscal year
Number of investigations of fraud, waste, discrimination and retaliation, and documentation	553	300	350	400	Measure the cases closed per fiscal year for fraud, waste, discrimination and retaliation
Number of Office of Police Reform and Accountability (OPRA) engagements in community outreach	20	20	40	N/A	Measure the number of community outreach activities, events or other methods to engage the community per fiscal year - This measure will not be used in FY25
Percent of citizens who feel safe in their neighborhood	N/A	N/A	N/A	75%	Measure the number of citizen who feel safe in their neighborhoods



Real Estate

(\$ in thousands)

Priority:	Quality of Life
FY2025 FTE Count:	12.6

Program Description

Provides services related to land sales and acquisitions. Prepares grant and loan agreements for state and federal housing and community development programs. Advises the Housing and Community Development Department on compliance with federal and state regulations. Handles legal matters related to planning and development issues, including land development regulations, historic preservation, tax increment reinvestment zones and economic development agreements negotiated by the City.

Significant Budget Items

- Includes funding for health benefits and pension contributions.
- Includes a reduction of \$85K for 1 FTE as part of the department saving initiatives.

FY25 Prop Budget by Fund

General Fund	\$2,349
Total	\$2,349

Performance

Measure Name	FY23 Actual	FY24 Target	FY24 Estimate	FY25 Target	Target Context
Number of agreements prepared that support Homeless and Single-Family Housing initiatives	78	101	90	92	Measure the number of agreements prepared that support the Homeless and Single-Family initiatives
Number of development-related easement dedications reviewed and approved	225	104	275	300	Measure the number of development-related easement dedications reviewed and approved
Number of real estate transactions facilitated	686	996	976	1,000	Measure the number of leases, loan agreements, purchase and sale agreements, easements, annexation and other real estate documents prepared



Torts & Civil Rights

(\$ in thousands)

Priority:	Government that Works
FY2024 FTE Count:	19.0

Program Description	Significant Budget Items	FY24 Prop Budget by Fund	
<p>Defends the City and its employees on a wide variety of lawsuits, including claims brought pursuant to Chapter 101 of Texas Civil Practices and Remedies Code and civil rights claims, including 42 U.S.C. Section 1983, that are filed in state and federal courts. Advises various City departments on legal issues.</p>	<ul style="list-style-type: none"> Includes funding for health benefits and pension contributions. 	General Fund	\$215
		Property & Casualty Fund	\$7,358
		Total	\$7,573

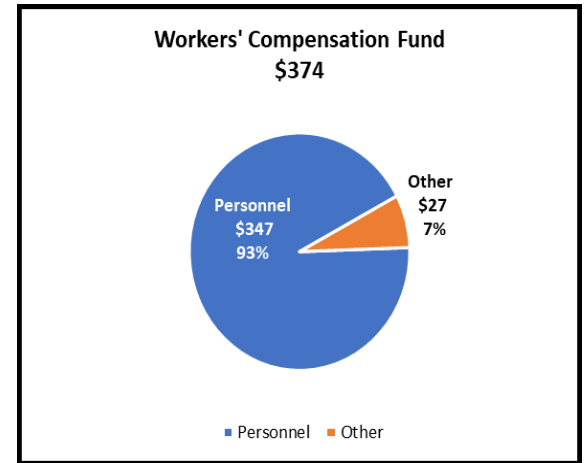
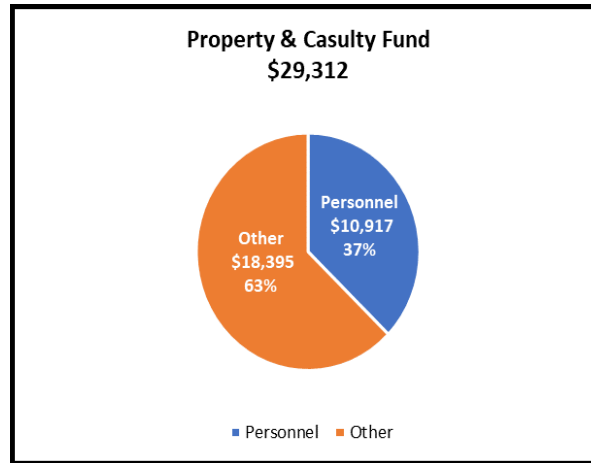
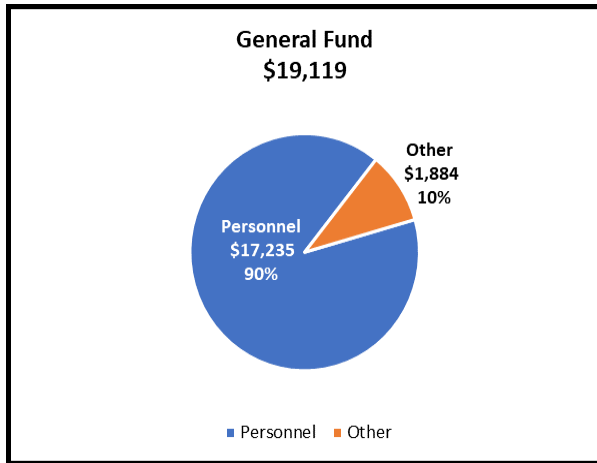
Performance					
Measure Name	FY23 Actual	FY24 Target	FY24 Estimate	FY25 Target	Target Context
Number of civil rights cases defended on behalf of the City of Houston	57	38	23	28	Measure the number of civil rights cases handled
Number of dispositions by motion (granted, non-suit, and voluntary non-suit)	N/A	N/A	N/A	45	Measure the number of cases won in trial court after filing of a dispositive motion, either through grant of the motion by the court or voluntary non-suit by plaintiff
Number of settlements for torts and civil right cases on behalf of the City of Houston	64	58	60	60	Measure the number of cases settled
Number of torts cases	331	420	370	390	Measure the number of torts cases handled

Personnel vs. Non-Personnel (\$ in thousands)



Objective

The graphs below illustrate the budget for personnel vs. non-personnel. All non-personnel charges are broken out by primary service function.



Other Category Breakdown

Restricted Accounts	\$979
Supplies	\$146
Services	\$759
Total	\$1,884

Restricted Accounts	\$315
Supplies	\$115
Services	\$17,965
Total	\$18,395

Restricted Accounts	\$8
Supplies	\$10
Services	\$9
Total	\$27

Expenditure by Fund (\$ in thousands)



Objective

The table below lists the total expenditures by fund – FY24 Current Budget vs FY25 Proposed

Category	FY23* Actual	FY24* Budget	FY24* Estimate	FY25* Proposed	*Variance FY25 Proposed/ FY24 Budget	% Change
General Fund	\$18,120	\$19,567	\$18,859	\$19,119	-\$448	-2%
Property & Casualty Fund	\$18,719	\$29,068	\$29,068	\$29,312	\$244	1%
Workers' Compensation Fund	\$332	\$371	\$371	\$374	\$3	1%
Total	\$37,171	\$49,006	\$48,298	\$48,805	-\$201	-1%

*Totals may reflect slight variances due to rounding

Revenue by Fund (\$ in thousands)



Objective

The table below lists the total revenues by fund – FY24 Current Budget vs FY25 Proposed

Category	FY23* Actual	FY24* Budget	FY24* Estimate	FY25* Proposed	*Variance FY25 Proposed/ FY24 Estimate	% Change
General Fund	\$794	\$665	\$665	\$626	-\$39	-6%
Property & Casualty Fund	\$18,719	\$29,068	\$29,068	\$29,312	\$244	1%
Total	\$19,513	\$29,733	\$29,733	\$29,939	\$206	-5%

**Totals may reflect slight variances due to rounding*

Revenue Highlights



- General Fund revenues are primarily comprised of the recapture of salaries of personnel dedicated to a specific department.
- Property and Casualty revenues matched the expenditures in the fund.



Department FY25 General Fund Reduction

Objective

Illustrates the FY25 General Fund Budget reduction for the Legal Department

Name of Program	Description of the Reduction	Vacant FTE	Personnel Cost	Other Cost	Total Reduction Cost	Impact to Program
Administrative Services	Reduction of Legal Services GL			\$ 138,299	\$ 138,299	Budget reduction for Legal Services.
Real Estate	Delimit 1 Senior Title Examiner Position	1.0	\$ 84,735		\$ 84,735	The elimination of the Sr. Title Examiner position would require the remaining title examiners to absorb the work, which may lead to a decrease in efficiency, a large delay in delivering client department work, and moral issues. It may require the Legal Department to retain an outside title agency or law firm to perform the title work at a higher cost.
Neighborhood Services	Delimit 1 Legal Investigator Delimit 1 Senior Assistant City Attorney III Delimit 1 Senior Legal Abstractor (Part-time)	2.5	\$ 357,644		\$ 357,644	The elimination of the Sr. Assistant City Attorney III (SACA III) position means Neighborhood Service (NS) will not be able to pursue legal actions against recalcitrant property owners and business operators efficiently or effectively. The position for a highly experienced lawyer (18+) years with trial experience would allow NS to continue prosecuting and defending cases while mentoring younger NS attorneys. Without the SACA III position, NS will be severely impacted because currently there is only one SACA III, who happens to be the Section Chief, and manages all the litigation in addition to his administrative duties. NS cannot maintain its current pace because the nature of the matters that NS handles requires prompt action. NS coordinates with city departments including HPD, ARA, HPW, SW, DON, HHD, and PD to present comprehensive solutions to the offending business or property owner.
Total Approved Reduction (3.1%)					\$ 580,678	



Questions?



Appendix

Expenditures by Fund (\$ in thousands)



Objective

Total revenues by fund – FY25 Proposed vs FY24 Current Budget

Category	FY23* Actual	FY24* Budget	FY24* Estimate	FY25* Proposed	*Variance FY25 Proposed/ FY24 Budget	% Change
General Fund	\$18,120	\$19,567	\$18,859	\$19,119	-\$448	-2%
Property & Casualty Fund	\$18,719	\$29,068	\$29,068	\$29,312	\$244	1%
Workers' Compensation Fund	\$332	\$371	\$371	\$374	\$3	1%
Total	\$37,171	\$49,006	\$48,298	\$48,805	-\$201	-1%

*Totals may reflect slight variances due to rounding

Revenues by Fund (\$ in thousands)



Objective

Total expenditures by fund – FY25 Proposed vs FY24 Estimates

Category	FY23* Actual	FY24* Budget	FY24* Estimate	FY25* Proposed	*Variance FY25 Proposed/ FY24 Estimate	% Change
General Fund	\$794	\$665	\$665	\$626	-\$39	-6%
Property & Casualty Fund	\$18,719	\$29,068	\$29,068	\$29,312	\$244	1%
Total	\$19,513	\$29,733	\$29,733	\$29,939	\$206	-5%

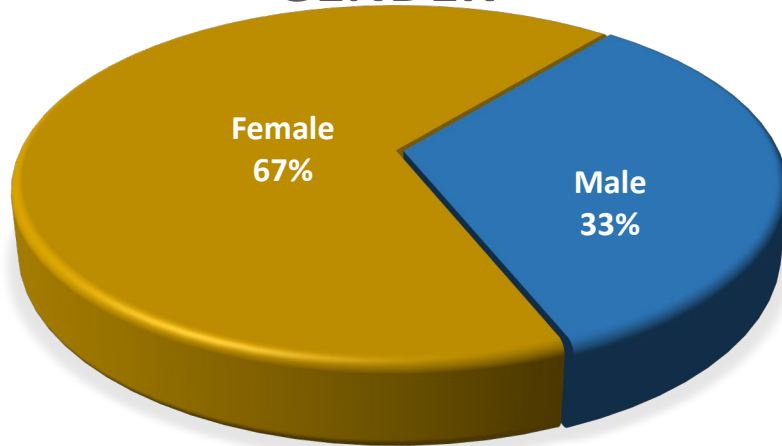
*Totals may reflect slight variances due to rounding

Demographics

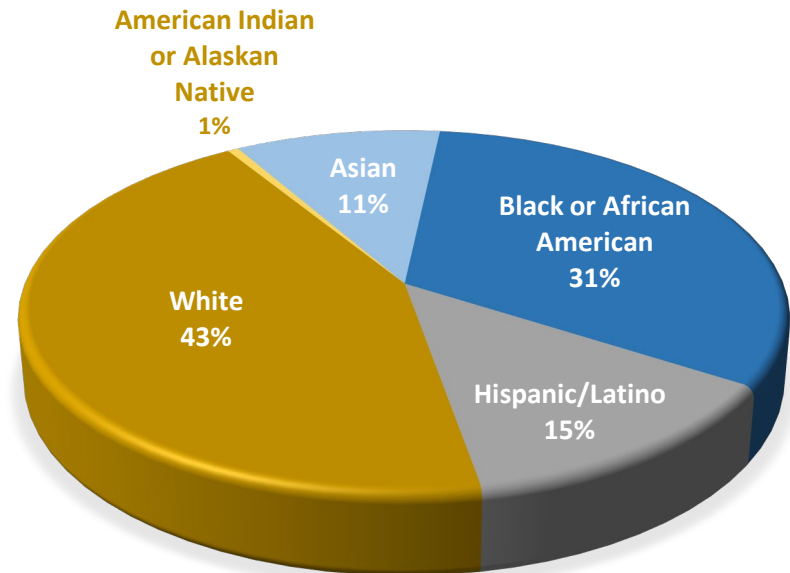
as of April 2024



GENDER



ETHNICITY



Department FY2024 Accomplishments



General Counsel

- Supervised administration of citywide officer election for 19 elected positions and two charter amendments.
- Drafted ordinance amending definition of biodegradable bags and adding personal reusable containers in Chapter 39 of the City Code to allow residents more options for storing yard waste for trash pickup.
- Assisted Administration and Regulatory Affairs in obtaining \$1 million donation from CenterPoint Energy Houston Electric for electric utility bill payment assistance for low-income residents.

Municipal Prosecution

- Obtained three large judgements for administrative violations against multi-family residential properties totaling over \$237,000.
- Secured judgement in 251 noise cases against the employee of a troublesome nightclub totaling over \$40,000.



Department FY2024 Accomplishments

Real Estate

- Negotiated and drafted an agreement with the Houston Land Bank as a strategic partnership to transform the former Velasco Incinerator site using innovative community development models to create positive lasting impacts for the Second Ward and surrounding area.
- Reviewed and processed over 220 easement requests to help facilitate real estate development in the City of Houston.
- Provided counsel for the Livable Places ordinance updates focusing on walkability, affordability, and equity.

Contracts

- Provided counsel and drafting for the Water Billing Relief Ordinance amendments, including drafting the first ordinance proposed by three council members.
- Negotiated and drafted agreement with Memorial Hermann Hospital System for the operation of its mobile stroke ambulance to work with HFD-EMS to provide specialized emergency ambulance services to stroke patients. The ambulance, known as a Mobile Stroke Unit, carries a medication, which if given to the stroke patient within three hours can greatly increase the patient's ability to survive and recover from a stroke.

Department FY2024 Accomplishments



Contracts (cont'd)

- Negotiated and drafted agreements for state-of-the-art passenger and baggage screening equipment with throughputs for more than 300 passengers per hour for Terminal D at IAH.
- Prepared 18 Tow and Go Agreements with tow truck operators to continue providing the federally funded Tow and Go Program, the focus of which is to safely remove stalled vehicles from Houston freeways. Fast removal of stalled vehicles can keep traffic moving and prevent accidents with other vehicles.
- Negotiated Memorandum of Understanding, including initial \$150 million appropriation, for Phase III of Terminal B Redevelopment with United Airlines at IAH.
- Procured, negotiated, and managed transition for the new food and beverage concessions for Hobby Airport resulting in increased revenue and provisions for new concession build outs.
- Received full dismissal of Public Utility Commission complaint by Kingwood Lakes Apartments against the City of Houston.

Department FY2024 Accomplishments



General Litigation

- Successfully tried a \$32 million inverse condemnation lawsuit in federal court. A week-long trial resulted in a judgement that the City's denial of repair permits under the floodplain ordinance was not compensable taking.
- Prevailed on a plea to the jurisdiction in Texas state court to end ten years of litigation by individuals challenging City permits for a development at 1717 Bissonnet.
- Obtained dismissal of a federal civil rights lawsuit alleging trespass and conspiracies involving utility rights of ways in southwest Houston.
- Successfully obtained dismissal of an inverse condemnation action involving a City street widening project.
- Tried and won a lawsuit challenging the City's enforcement of its nuisance abatement ordinance.
- Obtained \$2.2 million in opioid litigation settlement funds and created the Houston Opioid Abatement Fund to allow dedicated funds to be spent on treatment and recovery, prevention, and/or public safety training and coordination of care.

Department FY2024 Accomplishments



General Litigation (cont'd)

- Obtained distributions from a LIBOR settlement as part of the ongoing LIBOR litigation.
- Prevailed in numerous appellate cases, including
 - obtaining reversal and rendition in an employee discipline case;
 - winning the appeal of a suit alleging discrimination and retaliation claims;
 - prevailing in the appeal of dismissal of a federal civil rights case involving George Floyd protests;
 - obtaining affirmance of the dismissal of a federal *qui tam* lawsuit against the City;
 - winning the appeal of dismissal of a lawsuit alleging the City improperly issued a plat on deed restricted property;
 - obtaining affirmance of the dismissal of a federal excessive force lawsuit;
 - prevailing in appeals of several tort lawsuits.

Department FY2024 Accomplishments



General Litigation (cont'd)

- Acquired over fifty parcels of land through successful condemnation litigation or negotiations for ten public improvement projects for Houston Public Works, the Parks Department, Library, and General Services Department.
- Resolved claims of twenty-seven tort plaintiffs, most for lower than actual medical expense damages.
- Obtained one dismissal and three nonsuits in tort cases.
- Worked with EPA to coordinate testing in Kashmere Gardens.
- Worked with the Harris County Attorney's Office to staff the November 2023 Election Protection Hotline.
- Recently filed a lawsuit against a contractor for filing fraudulent liens against local homeowners relating to contracts to repair damaged City water lines.

Department FY2024 Accomplishments



Torts and Civil Rights

- Prevailed in the Texas Supreme Court in two cases. In addition, the Texas Supreme Court has requested briefs on the merits in three other tort cases where the city filed a Petition for Review; this increases the chance of a grant from 9% to 30%.
- Prevailed in a case decided by the court of appeals.
- Obtained summary judgment on 3 federal civil rights cases and 12 tort cases. In addition, obtained 10 voluntary non-suits after the filing of a dispositive motion.
- Obtained dismissal on the pleadings in 13 federal civil rights cases and 34 tort cases. Obtained partial dismissals of certain parties and/or claims in 8 federal civil rights cases and 13 tort cases.
- Tried to verdict 3 tort cases. In addition, obtained dismissal at trial in 4 cases.
- Settled 72 tort cases, 32 of which were settled for less than actual medical expenses. Settled 5 civil rights cases, including a lawsuit arising from the George Floyd protests for just over \$100,000; comparable settlements arising from similar protests in other jurisdictions were in the millions.

Department FY2024 Accomplishments



Torts and Civil Rights (cont'd)

- Filed numerous other dispositive motions that were ultimately successful on appeal.
- Managed a docket with over 300 open cases at any given time.

Office of the Inspector General (OIG)

- Added 417 new matters to the sections caseload while completing 427 cases.
- The Office of Policing Reform and Accountability facilitated the work of the Independent Police Oversight Board, which diligently reviewed 62 cases, each falling under distinct categories, including Citizen Death, Bodily Injury, Use of Force, Discharge of Firearm, and requested cases.
- The Office of Policing Reform and Accountability successfully completed community outreach focused on One Safe Houston initiatives and Public Safety at 10 events.

Department FY2024 Accomplishments



Labor, Employment and Civil Service

- Obtained jury verdict in favor of the city in a case where an applicant alleged failure to hire in violation of the Texas Labor Code (Age).
- Obtained summary judgment on legal challenge to Fire Department Captain promotions.
- Obtained dismissal of lawsuit where former employee alleged that his termination for violating the City's Workplace Discrimination and Harassment policy was unconstitutional.
- Obtained dismissal of lawsuit in workplace discrimination case alleging violations of Title VII of the Civil Rights Act of 1964 and Americans with Disabilities Act.
- Successful outcomes in 6 out of 8 arbitrations (1 settled, 1 reduced) related HFD disciplinary cases and grievances.
- Reviewed and revised 18 City and departmental policies.

Department FY2024 Accomplishments



Neighborhood Services

- Reviewed and presented 343 dangerous building matters, including emergency abatement hearings, before the Building and Standards Commission or a hearing officer.
- Investigated 423 deed restriction violation complaints.
- Successfully resolved 4 deed restriction lawsuits (including a favorable appellate decision) and currently handling 3 deed restriction lawsuits filed by the City.
- Defending a deed restriction lawsuit filed by developers against the City.
- Filed 6 lawsuits against illicit massage establishments which were fronts for human trafficking and successfully obtained final judgements shutting down the business.
- Filed 2 lawsuits against apartment complexes for dangerous conditions, garbage accumulation and sewage overflow, and obtained injunctive relief to maintain trash removal services and clean/repair the wastewater infrastructure.
- Spearheaded the Apartment Task Force to address dangerous conditions at apartment complexes based on 311 complaints resulting in one lawsuit and major repairs to the complexes.

Department FY2024 Accomplishments



Neighborhood Services (cont'd)

- Filed 3 lawsuits and successfully obtained final judgment and injunctive relief against two nightclubs and a convenience store for nuisance violations.
- Involved in drafting and amending ordinances including the Downtown Entertainment Zone Expansion, Construction Code, Boarding Homes, BYOB, Short-Term Residential Rental, and Apartment Inspection Reform Ordinance.

Restricted Account Details



GL Description	Justification & Cost Drivers
Interfund Electricity	Responsible for administering the electricity accounts for the City. Program is responsible for overseeing procurement contracts, forecasting, providing price certainty, and financial reporting. Electricity expenses are projected to be lower than the previous year as a function of the competitive bidding process.
Interfund HR Client Services	Include HR operation cost reflecting health benefits and restricted accounts increase.
Interfund KRONOS Service Charge	Software license and maintenance costs associated with the city of Houston's Time and Attendance System (KRONOS).
Interfund Drainage Charge	Fee is based on impervious service.
Interfund Application Services	Costs include Microsoft Enterprise licenses, 3-1-1 maintenance support and applications, SAP licenses maintenance and support, various Enterprise Application and Server support personnel, CSMART (MCD Only), eSignature, Project Management, Infor, eDiscovery, Cyber Security Office software and support, HITS Budget support via the Finance Department, eSignature.
Interfund Data Services	Costs associated with software and maintenance support contracts required to maintain city networks, applications, desktop devices, servers, payment card industry security, storage devices, cloud services, telephone systems and network equipment including Phonoscope circuits. Contracts cover Antivirus, Firewall and Network backup systems. Also, the Data Center costs are included in the Data Services restricted account.
Interfund Voice Services	Monthly costs for Voice/Communication Services. The services include: Local landlines, voice/data circuits, long distance, 1-800 numbers, calling cards, language lines, Citywide ISP/Internet Access. The major vendors are ATT, Department of Information Resources (DIR), Verizon and Century Link.
Interfund Wireless Services	Monthly charges for Verizon Business services and mobile devices including cell phones, air cards and tablets.
Interfund Voice Labor	Labor costs and parts needed to perform work associated with installation and/or upgrades of telephone systems and cabling. The sole vendor is Selrico.
Interfund Vehicle Accidents	Provides vehicle accidents repairs for all city departments' rolling stock equipment.
Interfund Permit Center Point of Sale	HPC Point of Sale chargeback.
Interfund Insurance Fees	Cost increase for property insurance premium.
Interfund GIS Services	Personnel, software licenses and maintenance costs associated with the city of Houston's Enterprise Geographic Information System (EGIS).
Interfund Permit Center Rent Chargeback	HPC lease chargeback.
Interfund Vehicle Services - Tires	Tire purchases and services costs for City's rolling stock equipment.
Interfund Vehicle Services	Provides repair, maintenance, and administrative support for all city departments' rolling stock equipment. Expense explanation - Vehicle Services are projected to increase driven by part cost, contractual increases, and an aging vehicle population.
Interfund Vehicle Fuel	Fuel Program operates and manages all City owned fuel sites. Expense explanation - Fuel services are driven primarily by market pricing.
Interfund Natural Gas	Responsible for administering the natural gas accounts for the City. Program is responsible for overseeing procurement contracts, forecasting, providing price certainty, and financial reporting. Natural gas expenses are projected to be lower than the previous year due to current market conditions and locking in a rate favorable to the City.
Interfund Radio System Access	Due to the consolidation of the radio group in General Fund to revolving fund for HITS. This group is responsible for the operation and maintenance of the City's public safety radio system.