

Fleet Consolidation Update


Lloyd Waguespack
Deputy Chief of Staff, Mayor's Office
Dave Seavey
Director, Fleet Management Department

February 1, 2011




January 2010 Highlights and Accomplishments

- Approved the Fleet Management Department (FMD) Organization Chart and reviewed it with Department Directors.
- Started implementing the Personnel Consolidation Plan.
- Re-evaluated the Maintenance Site Consolidation Plan.
- Placed 26 City fuel sites out of service.
- Started implementing the NAPA contract.
- Continued to research and update the status of Take-Home Vehicles.




Personnel Consolidation Plan

- Developed a Communication Plan. Created an internal Website to post information to City employees on the hiring and interviewing processes.
- Met with Human Resources and developed the first wave of job postings (finance and manager positions).
- Posted the first wave of positions on NeoGov.
- Started developing a plan with NAPA to staff parts rooms.




Maintenance Site Consolidation Plan

- Reviewed the existing Plan with the consultant and staff.
- Agreed on Phase One of the Plan (29 total City sites)
 - 17 sites remain open
 - 5 sites to be re-evaluated in Phase Two
 - 7 sites scheduled for closure
- Determined that Phase Two is needed to work out logistical issues before further closures can be recommended.



Fuel Site Consolidation Plan

- The City operated 99 fuel sites at the Plan initiation.
- Three have been permanently closed and 26 sites were placed out of service in February. They have been turned over to GSD for permanent closure.
- Communicated closures to Emergency Management.
- Identified 54 City fuel sites to remain open.
- Identified 16 sites to be evaluated for closure in Phase Two.



Fuel Site Consolidation Plan

Fuel Monitoring Savings

	No. of Sites	Monthly Cost	Annual Savings
26 HFD SITES	26	\$70	\$21,840


Maintenance and Testing Savings

	No. of Sites	Monthly Cost	Annual Savings
26 HFD SITES	26	\$146	\$45,477

Fuel Delivery Savings


	No. of Del.	Average Cost	Annual Savings
26 HFD SITES	749	\$163	\$122,087

Total Annual Savings **\$189,404**



NAPA Implementation Plan


- Conducted Kick-Off Meeting with NAPA.
- Began development of the NAPA Implementation Plan. Includes PWE's transition from existing NAPA contract to the new FMD contract.
- The first inventory buyout is projected to occur in March.
- The total estimated buyout value for all parts inventories is estimated at \$1,710,000.



NAPA Implementation Plan

Projected Inventory Revenue

	Inventory Value	Historical Buyout Percentage	Projected Buyout Revenue
FIRE	\$1.5 million	50%	\$750,000
SOLID WASTE	\$1.2 million	50%	\$600,000
POLICE	\$400,000	90%	\$360,000
TOTALS	\$3.1 million		\$1,710,000




Take-Home Vehicle Update

In April 2010, it was reported that there were 900 take-home vehicles. This did not include HPD vehicles.

On January 28, 2011, the City had 1,235 take-home vehicles.

- 832 pay the take-home vehicle deduction.
- 178 are exempt
 - 174 are assigned to Public Works (primarily Code Enf.)
 - 4 are assigned to HFD (medical group)
- 225 are still having their status evaluated
 - All are assigned to the HFD




Take-Home Vehicle Update

Of the 832 employees that pay the take-home deduction:

- 663 are in HPD and were already paying the deduction.
- 169 additional City employees now pay \$98.00 per bi-weekly deduction.
- Actual savings from 3 pay periods = \$49,686.
- Projected FY11 savings from remaining 10 pay periods = \$165,620.

Finance will recover \$86,632 from General Fund (GF) departments whose employees turned in 68 take-home vehicles.



Actual vs. Projected Savings Summary

	Savings Realized	Savings Projected	Comments
Personnel Consolidation		\$TBD	Dependent upon HR policy, FMD organizational chart design, and an undetermined amount of banked PTO hours that would be paid out based on reductions.
Maintenance Site Closures		\$TBD	
Fuel Site Closures		\$189,404	Annual Savings from monitoring, maintenance, and delivery.
Vehicle Parts Inventory		\$1,710,000	FY11 NAPA inventory buyout
		\$TBD	FY11-FY12 net labor savings
Take-Home Vehicles	\$49,686		Actual deductions from three FY11 pay periods
		\$165,620	Ten remaining FY11 pay period deductions
		\$86,632	GF recovery of funds from turn-in of vehicles
		\$323,596	FY11 savings as a result of April 2010 justification exercise
Real Estate		\$2,000,000	Estimated sale value of acreage where closed maintenance facility is located
Totals	\$49,686	\$4,475,252	

