

## CAPITAL IMPROVEMENT PLAN SUMMARY

In November 1983, the City Council established a five-year capital improvement planning process for physical improvements to public facilities and infrastructure. By resolution, it became City policy to engage in a continuous five-year capital improvement planning process that includes annual review, revision, and adoption of a five-year Capital Improvement Plan (CIP). The five-year CIP is revised annually to include new projects, reflect changes in priorities, and extend the plan an additional year. The first year of the plan is the current CIP, and it is revised throughout the year as needs dictate or when changes are made to existing approved capital projects.

The CIP provides a schedule for appropriation of capital projects. Details on capital projects for public improvement programs include allocations toward Fire, General Government, Homeless & Housing, Library, Parks, Police, Health, and Solid Waste Management projects. Enterprise capital programs include Airport, Storm Drainage System, Street & Traffic Control, Wastewater, and Water projects. Programs implemented citywide include Information Technology and Fleet projects.

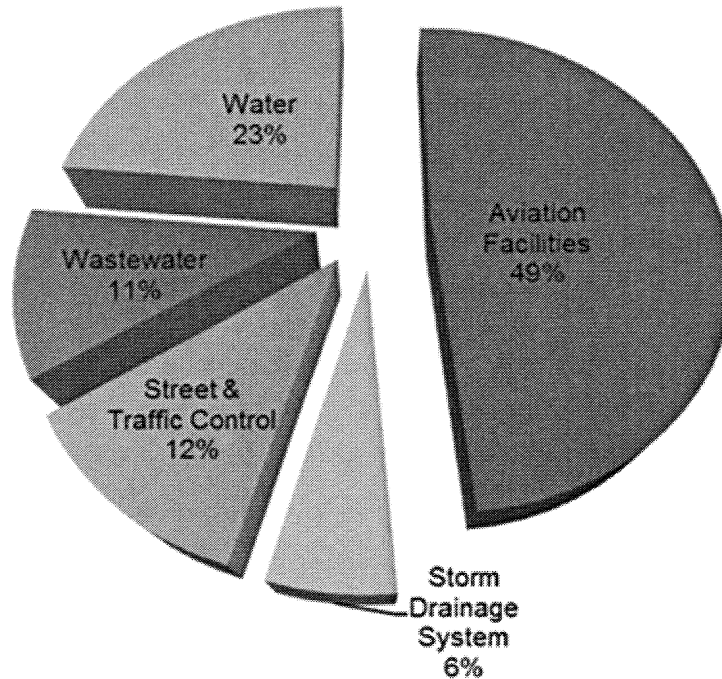
Presented below is a summary of the planned appropriations for the Adopted FY2016 – 2020 CIP:

FY2016 – 2020 Adopted CIP (\$ Thousands)						
	2016	2017	2018	2019	2020	Total 2016-2020
<b>Public Improvement Programs</b>						
Bayou Greenways	55,660	53,101	26,790	8,035	23,348	166,934
Fire	23,129	7,090	14,484	5,243	10,215	60,161
General Government	7,145	10,277	57,833	7,989	7,784	91,028
Homeless & Housing	7,946	-	-	-	-	7,946
Library	12,044	4,365	10,633	10,866	10,921	48,829
Parks and Recreation	40,857	32,633	23,550	6,271	2,078	105,389
Police	50,955	16,001	848	3,589	1,259	72,652
Public Health	3,744	25,871	5,317	9,728	11,255	55,915
Solid Waste Management	1,615	1,897	2,561	11,502	1,893	19,468
<b>Subtotal</b>	<b>203,096</b>	<b>151,235</b>	<b>142,016</b>	<b>63,223</b>	<b>68,753</b>	<b>628,323</b>
<b>Enterprise Programs</b>						
Aviation Facilities	754,133	694,421	353,937	322,626	128,061	2,253,178
Storm Drainage System	85,709	63,066	76,705	91,258	97,452	414,190
Street & Traffic Control	179,047	165,372	170,426	149,632	131,324	795,801
Wastewater	167,198	197,192	201,730	188,639	196,562	951,321
Water	363,184	511,223	580,752	947,594	277,837	2,680,590
<b>Subtotal</b>	<b>1,549,271</b>	<b>1,631,274</b>	<b>1,383,550</b>	<b>1,699,749</b>	<b>831,236</b>	<b>7,095,080</b>
<b>Citywide Programs</b>						
Technology	13,402	7,582	2,057	7,416	4,314	34,770
Fleet	67,388	37,756	37,213	38,079	37,115	217,552
<b>Subtotal</b>	<b>80,791</b>	<b>45,337</b>	<b>39,270</b>	<b>45,495</b>	<b>41,429</b>	<b>252,322</b>
<b>City Programs Total</b>	<b>1,833,158</b>	<b>1,827,846</b>	<b>1,564,836</b>	<b>1,808,466</b>	<b>941,418</b>	<b>7,975,725</b>
<b>Component Units</b>	<b>327,950</b>	<b>254,753</b>	<b>178,697</b>	<b>125,595</b>	<b>34,348</b>	<b>921,343</b>
Overlap Between Component Units and Public Improvement Programs	(62,488)	(57,773)	(26,790)	(8,035)	(23,348)	(178,434)
<b>Grand Total</b>	<b>2,098,620</b>	<b>2,024,826</b>	<b>1,716,743</b>	<b>1,926,026</b>	<b>952,418</b>	<b>8,718,634</b>

### Enterprise Programs

The Adopted Capital Improvement Plan calls for the appropriation of \$2.1 billion in FY2016. Of the total appropriations planned for the current plan year, \$1.5 billion are from Enterprise Programs. Enterprise programs include projects that are primarily funded from user-fee supported funds, which address a full range of capital facility and infrastructure improvements and distributed among the five programs as illustrated in the chart below. Of all enterprise funding the largest program, with 49% of the enterprise allocation, is Aviation Facilities Improvements. These improvements are funded from various sources including the Airports Improvement Fund (AIF, Fund 8011), Airports Renewal and Replacement Fund (R&R), Grants-in-Aid from the FAA Airports Improvement Program (AIP), Commercial Paper / General Airport Revenue Bonds (GARB) and passenger facility charges.

### FY2016 Enterprise Programs

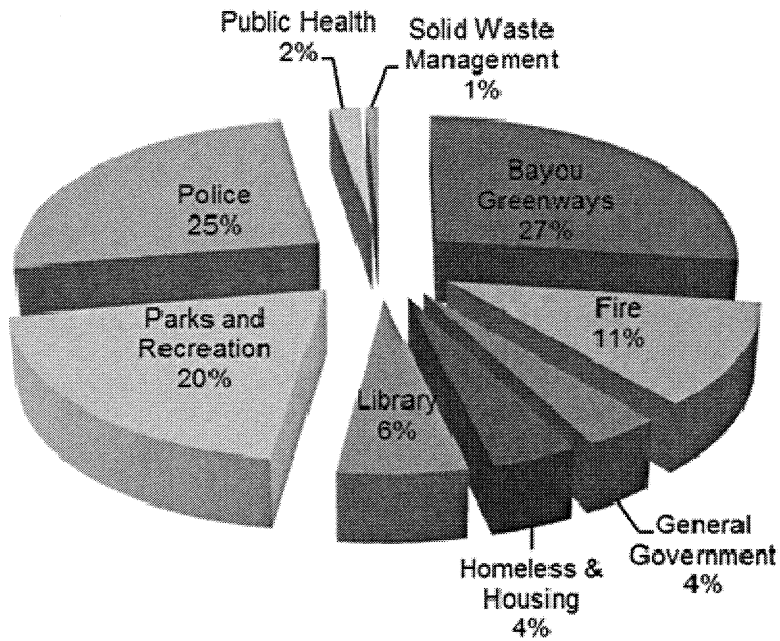


### Public Improvement Programs

The citizens of Houston approved a Bond Election for \$625 million in November 2006 and \$410 million in November 2012. Public improvement projects include vertical and horizontal construction projects for general public use, services, and safety. Significant projects are the continued construction, rehabilitation and renovation of the library system; continued implementation of the "Parks Master Plan" program; public safety facilities; replacement, rehabilitation and construction of fire stations; and replacement or upgrading of solid waste facilities.

Of the \$203 million in the public improvement programs, \$56 million is allocated to the Bayou Greenways initiative utilizing 27% of the total planned appropriations for FY2016. It is closely followed by Police with \$51 million at 25% of the total. Both programs are funded with both non-debt and debt funding sources. In FY2016, 36% of Bayou Greenways funding is from general obligation bonds (GO Bonds) and 64% is covered by the Houston Parks Board (HPB). Of FY2016 Police funding sources, 34% are from GO Bonds with 66% being funded by a combination of grants and Harris County funds.

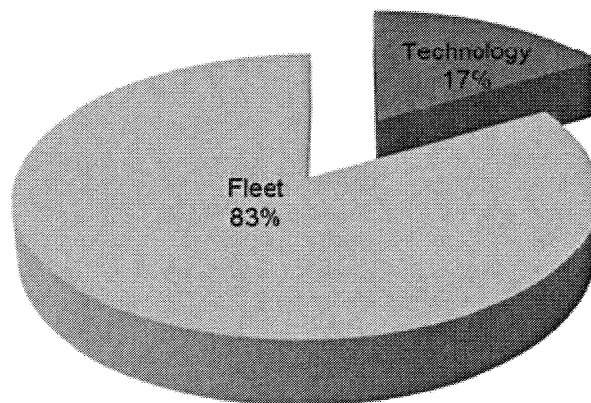
## FY2016 Public Improvement Programs



### Citywide Programs

The Citywide programs include projects that may impact the Houston area citywide or departmental operations. The Citywide programs for FY2016 total about \$81 million. Fleet Management constitutes 83% of the funding allocation with \$67 million. Technology projects make up the remainder with a \$13 million allocation. The Fleet and Technology programs provide improvements and equipment necessary for City services and business processes. Fleet will use funding to purchase new vehicles for departments citywide.

### FY2016 Citywide Programs



**Non-Debt Funding Sources**

Funding sources which support the CIP include but are not limited to bond proceeds and commercial paper, Community Development Block Grants, Metropolitan Transit Authority funds, Harris County funds, Houston Parks Board funds, Federal Aviation Administration funds, Airport Improvement funds, Texas Department of Transportation funds, and Enterprise system user fees. Both Public Improvement and Citywide programs use non-debt funding sources to supplement department needs.

Presented below is a summary of the planned appropriations for FY2016 with the percentage of non-debt funding sources used by each program:

<b>General Obligation Bond Summary Fiscal Year Planned Appropriations (\$ Thousands)</b>		
	<b>FY2016</b>	<b>Leverage of Non-Debt Funding Sources</b>
<b>Public Improvement Programs</b>		
Bayou Greenways	19,814	64%
Fire	23,129	0%
General Government	7,145	0%
Homeless & Housing	-	100%
Library	11,476	5%
Parks and Recreation	21,136	48%
Police	17,335	66%
Public Health	3,744	0%
Solid Waste Management	1,615	0%
<b>Subtotal</b>	<b>105,395</b>	<b>48%</b>
<b>Citywide Programs</b>		
Technology	10,127	24%
Fleet	19,907	70%
<b>Subtotal</b>	<b>30,035</b>	<b>63%</b>

**Impact to Operating Budget**

Capital improvement costs in the CIP are classified into two categories: direct project costs and associated increases to annual operational costs. Examples of direct project costs include purchases of land or facilities, design and construction of new facilities or renovation of existing facilities, and initial equipment purchases for new or renovated facilities. Operating costs include staffing, maintenance or service (including electrical) costs related to new, renovated or expanded facilities. The impacts of operating costs on capital projects are monitored closely for inclusion in the annual operating budget.


Presented below is a summary of the projected general fund operational costs associated with the Adopted FY2016 – 2020 CIP:

<b>Fiscal Year Planned Operational Cost* (\$Thousands)</b>						
	<b>2016</b>	<b>2017</b>	<b>2018</b>	<b>2019</b>	<b>2020</b>	<b>Total 2016 - 2020</b>
Equipment	-	10	10	10	10	40
Other	-	830	830	835	830	3,325
Personnel	738	1,172	1,507	1,628	1,749	6,795
Services	661	975	1,132	1,242	1,354	5,364
Supplies	13	25	30	30	30	128
<b>Subtotal</b>	<b>1,412</b>	<b>3,012</b>	<b>3,509</b>	<b>3,745</b>	<b>3,973</b>	<b>15,651</b>
Revenue	74	148	148	148	148	666
Savings	-	-	1,000	1,115	1,180	3,295
<b>**Subtotal</b>	<b>74</b>	<b>148</b>	<b>1,148</b>	<b>1,263</b>	<b>1,328</b>	<b>3,961</b>
<b>Grand total</b>	<b>1,338</b>	<b>2,863</b>	<b>2,361</b>	<b>2,482</b>	<b>2,645</b>	<b>11,689</b>

\* Does not include Enterprise Funds

\*\*Revenue and savings are shown as offsets to planned operational costs.

### FY2016 General Fund Operational Impact by Program Allocation



\*Revenue is shown as a negative figure since it reduces operational impact.

**FISCAL YEAR 2016 BUDGET**

Of the \$1.3 million of projected general fund operational costs for FY2016, 50% will cover new staffing associated with the building of new infrastructure previously not needed for the issuance of city services; and 44% will be used for services such as janitorial services, building maintenance, and security services for new infrastructure. Revenue is shown as negative figure in that it impacts a project positively and essentially reduces the cost of the project. In FY2016, \$74,000 is expected to be generated in additional revenue from the Parking Pay Station Replacement project.

Presented below is the project listing of the operational impacts planned for FY2016. A complete list is available within the City of Houston Fiscal Year 2016 – 2020 Adopted Capital Improvement Plan and online at <http://www.houstontx.gov/cip/16cipadopt/>.

<b>General Government Operational Impact FY2016 – 2020 Capital Improvement Plan (\$ Thousands)</b>		
<b>CIP No.</b>	<b>Project</b>	<b>2016</b>
C-000206	HFD - Fire Station 55 Replacement	
	Services	4
	<b>Project Total</b>	<b>4</b>
D-000192	GSD - City Hall - Install Shower Facilities	
	Services	0
	<b>Project Total</b>	<b>0</b>
D-650005	ARA - Parking Pay Station Replacement	
	Revenue	(74)
	<b>Project Total</b>	<b>(74)</b>
E-000197	HPL - Central Library Plaza - Improvements	
	Personnel	10
	<b>Project Total</b>	<b>10</b>
F-000709	PRD - Wright - Bembry Park	
	Personnel	16
	Supplies	4
	<b>Project Total</b>	<b>20</b>
F-000750	PRD - Gragg Park	
	Personnel	85
	Supplies	5
	<b>Project Total</b>	<b>90</b>
F-000762	PRD - Lansdale and Crain Park Improvements	
	Personnel	69
	Supplies	4
	<b>Project Total</b>	<b>73</b>
X-100025	HPD - Police Body Cameras	
	Services	26
	Personnel	559
	<b>Project Total</b>	<b>585</b>
X-680007	HITS - INFOR Enterprise Solution	
	Services	630
	<b>Project Total</b>	<b>630</b>
	<b>Total:</b>	<b>1,338</b>

\*Revenue is shown as a negative figure since it reduces operational impact.

## Anticipated Appropriations

The following table outlines anticipated appropriations within the Capital Improvement Plan for FY2016 for Public Improvement, Enterprise, and Citywide programs over \$10 million. These projects include all funding sources available to the City of Houston, including partnerships with other governments and private entities. Planned appropriations are correlated to spending. However, due to the nature and length of construction timelines, spending can span multiple fiscal years.

CIP No.	Project	FY16 Planned Appropriations (\$ Thousands)
A-000800	Executive Program Manager Services-ITRP	\$ 326,622
A-000601	PN720 HOU InternlFacility-LeaseAgrmnt.01	\$ 146,000
S-000900	Surface Water Transmission Program	\$ 130,529
A-000622	Reworking Constr Taxiway WAWB	\$ 66,000
S-000067	Luce Bayou Inter-Basin Transfer	\$ 57,654
S-000066	Northeast Water Purification Plant	\$ 52,488
R-000266	Neighborhood Sewer Rehab Program	\$ 50,000
A-000603	EDS Machine Upgrades for IAH (TSA funded)	\$ 48,130
G-000037	City-County Prisoner Processing Facility	\$ 48,000
R-000265	Wastewater Treatment Plant Improvements	\$ 37,315
A-000513	Airport Pavement Replacement	\$ 26,816
S-001000	Pump Station Program	\$ 23,565
R-002013	Large Diameter Sewer (LDS) Rehab	\$ 22,800
M-000285	Garden Oaks and Shepherd Forest Area	\$ 22,022
S-000056	East Water Purification Plant	\$ 20,817
M-000284	Airline Dr. Drainage and Paving	\$ 19,561
M-000265	Rampart Street Drainage and Paving	\$ 17,578
S-000500	Water Improvements under M/N	\$ 17,257
R-000536	Wastewater Treatment Plant Consolidation	\$ 16,216
W-208305	PWE - Combined Utility System Gen Purpose	\$ 15,551
N-310650	Traffic Signal Management Program/ITS	\$ 14,129
N-000686	Greens Rd. Pave & Drain JFK to Aldine-W.	\$ 13,733
F-000811	Memorial Park - Houston Arboretum M.P.	\$ 13,500
N-000806	Almeda Rd Paving & Drainage	\$ 12,730
A-000551	PTC/UA EMPLOYEE PARKING-IAH	\$ 12,316
N-000801	Martin Luther King Paving & Drainage	\$ 12,250
N-000787	Clinton Dr. Paving and Drainage	\$ 12,170
A-000082	Land Acquisition NE Will Clayton	\$ 12,055
N-000813	Laura Koppe Paving & Drainage	\$ 11,777
N-000623	Gelhorn IH610 to Wallisville Rd	\$ 11,500
S-000035	Neighborhood Water Main Replacement	\$ 11,390
N-000590	Holmes Road Paving & Drainage	\$ 10,958
N-321038	Concrete Panel Replacement Program	\$ 10,914
S-000701	Lg Diameter Water Line Rehab	\$ 10,656
N-000809	Gessner Road Paving & Drainage	\$ 10,625
S-000065	NE Water Purification Plant Expansion	\$ 10,302
N-000388	NSR Project 456	\$ 10,021