


CITY OF HOUSTON OFFICE of BUSINESS OPPORTUNITY

Minority, Women, and Small
Business Enterprise Awards Report
FY2019 (YTD)
July 01, 2018 - September 30, 2018



Carlecia D. Wright
Director

Table of Contents

<u>MWSBE Awards Summary</u>	3-5
<u>Citywide Summary</u>	
Citywide Dollars Awarded	6
Year to Date Participation Citywide	6
Citywide MWSBE Awards by Certification Type	7
Citywide MWSBE Awards by Vendor Type	7
Citywide MWSBE Awards by Ethnicity and Contract Type	7
Citywide MWSBE Awards by Ethnicity	7
Citywide MWSBE Awards by Industry Type	8
Utilization of Certified Vendors by Industry Type	8
Citywide Awards by Department	9
<u>MWSBE Awards by Department</u>	
Administration Departments	
Administration and Regulatory Affairs	11
Finance	12
Houston Information Technology Services	13
Human Resources	14
Legal	15
Mayor's Office	16
Strategic Procurement Division	17
Development and Maintenance Departments	
Fleet Management Department	18
General Services Department	19
Houston Airport System	20
Houston Public Works & Engineering Department	21
Solid Waste Management Department	22
Human and Cultural Services	
Department of Neighborhoods	23
Houston Health Department	24
Housing & Community Development Department	25
Houston Parks and Recreation Department	26
Houston Public Library	27
Public Safety Departments	
Houston Fire Department	28
Houston Police Department	29
Municipal Courts Department	30
Appendices	
APPENDIX A: Citywide Exempt and Waiver Contracts	31-35
APPENDIX B: Contracts by Council District	36
APPENDIX C: Historically Underutilized Business (HUB)	37
APPENDIX D: Disadvantaged Business Enterprise (DBE) Contracts	38

Background

In furtherance of the City of Houston's commitment to ensure the success of minority, women-owned, and small business enterprises (MWSBEs), the Office of Business Opportunity (OBO) is charged with creating a competitive and diverse business environment in the City of Houston by promoting the growth and success of these historically underutilized businesses, through their meaningful participation in the government procurement process. This progress is measured, in part, by monitoring the extent of these groups' participation on City contracts.

In compliance with Chapter 15, Article V of the City Code of Ordinances, this report details the progress city departments have made towards attaining the utilization goals established for the City's MWSBE program. In addition, for the purpose of reporting the awards to certified firms on all city-related contracts, this report includes the dollars amounts awarded to certified Disadvantaged Business Enterprises (DBE) who participate in United States Department of Transportation funded contracts (listed separately in Appendix C).

MWSBE Awards Summary

Year to date FY2019, the City of Houston awarded a total of \$418,353,456 to firms on construction, professional services, and goods & services agreements, with \$77,715,391 awarded to certified minority, women, and small, business enterprises (MWSBE) firms. Of that, \$13,597,653 were exempt contracts, \$86,939,808 were contracts with waivers, and \$3,269,886 were non-goal oriented contracts. Therefore the total dollar amount awarded on goal-oriented contracts only was \$314,546,108, of which \$73,829,436 was awarded to certified MWSBE firms, yielding an average utilization rate of 23.5 %

On analyzing participation of MWSBE firms on **goal-oriented** contracts by **ethnicity**, Hispanic-owned businesses received the largest share-\$28,789,323 or 39.0 % of the total amount awarded to certified firms. Black-owned businesses came in second, \$14,821,810 award or 20.1 % of dollars awarded. Caucasian Women-owned firms came in third with \$12,834,602 or 17.4 %. Asian-owned firms were fourth with \$8,222,459 or 11.1 %. Non-minority Male-owned firms were fifth with \$5,771,091 or 7.8 %. Native American-owned firms were six with \$2,535,301 or 3.4 %. Awards to certified firms each on these contracts totaled 733 with the following breakdown: Black - 206, Hispanic - 158, Asian - 135, Caucasian Women - 133, Non-minority Male - 80, Native American - 11.

When analyzed by **industry**, MWSBE certified firms on **goal-oriented** construction contracts were awarded \$45,695,124, which is 25.8 % of the total amount of \$177,074,886 awarded in all city-related construction projects. \$13,082,014 or 26.7 % of all professional services contracts awarded citywide, totaling \$48,950,895, went to certified firms. A total of \$15,052,298 was awarded to certified firms on goods & services projects, which is 17.0 % of the \$88,520,327 awarded to all goods & services projects citywide.

Summary of Exempt and Contracts with Waivers

As stated above, \$13,597,653 were contracts exempt from a goal for reasons such as grant and state funds. The remaining \$86,939,808 include contracts that are subject for approval by OBO for a goal waiver due to sole source, non-divisibility, interlocal agreements, cooperative purchasing agreements, DIR, HGAC, no certified firms available, etc. Please see Appendix A for more details.

Certification Types

Minority Business Enterprise (MBE) certification applies to firms owned and operated by minorities. MBE goals may be applied to any locally funded contract type.

Women Business Enterprise (WBE) certification applies to firms owned and operated by females. As of July 1, 2013, pursuant to amendments to Chapter 15, Article V of the City Code of Ordinances, WBEs have been reinstated on construction contracts, therefore, WBE goals are now applied to any locally funded contract types.

Small Business Enterprise (SBE) certification is race and gender neutral, and applies only to eligible firms in the construction industry. SBEs can be used, up to 4%, to meet contract specific subcontracting MWBE goals on construction related contracts.

Persons with Disabilities Business Enterprise (PDBE) certification applies to eligible firms owned and operated by a disabled veteran or individuals with an existing medically determined physical or mental impairment of a chronic or permanent character. PDBE utilization may be used to augment citywide goals set by City Council. Most PDBEs have multiple certification types. At the time that a contract is awarded, the prime contractor determines which certification type will be utilized. In most cases, PDBEs are utilized as an MBE or SBE.

Disadvantaged Business Enterprise (DBE) certification is a federal certification and applies to firms owned and operated by economically disadvantaged individuals. DBE goals apply only to U.S. Department of Transportation contracts that receive Federal financial assistance.

Goal Oriented Contracts

There are three types of goal-oriented contract and non-contract projects: construction, professional services and purchase of goods & services. These projects are goal-oriented, which requires MWSBE utilization. The following are the types of goal-oriented contracts and their annual citywide goals set by City Council.

Construction contracts are related to construction projects above \$1M. The citywide goal for construction contracts is 34%.

Professional Services contracts (also known as Regulated contracts) require a professional license e.g. architect, engineer, attorney, or accountant etc. The citywide goal for professional services contracts is 24%.

Goods & Services* contracts provide for the supply of goods and non-personal or nonprofessional services above \$100K. The citywide goal for goods & services contracts is 11%.

The following are subcategories under goods & services contracts. These are non goal-oriented contract types and do not have citywide goals set by City Council. Note: the utilization of certified vendors on purchase orders and Pcards augments the citywide goal achievement percentage. Purchase orders and Pcard purchases are included in the "goods & services total" in this report.

- **Purchase orders:** direct orders for various purchases made from vendors.
- **PCard purchases:** direct purchases from vendors using City of Houston purchasing cards

Contracts with Waivers** are contracts that don't have a goal per Chapter 15, Article V, Section 15-83, these contracts must be reviewed and approved by the Office of Business Opportunity (OBO). The following reflect the most frequent circumstances under which OBO may approve a request to waive a contract goal:

- **Emergency Contracts** - A public or administrative emergency exists which requires the goods or services being procured to be provided with unusual immediacy.
- **Specialized Contract** - If goods and services being procured are specialized, technical or of a unique nature as to require the contracting department to select its contractor without application of a goal.
- **Economic Burden or Risk** - If requiring a goal would impose an unwarranted economic burden or risk on the City or unduly delay acquisition of the goods or services, or is not in the best interest of the City.
- **No MWSBEs available** – There are no MWSBEs available in the market to perform the work required in the contract or who possess the specialized license or certification required to do the work.
- **Interlocal Agreements/Cooperative Purchasing Agreements/DIR/HGAC** - These are agreements the City enters into with other governmental entities in the interest of cooperatively sharing resources for their mutual benefit.
- **Non Divisible** - The contract cannot be divided to include the use of subcontractors.
- **Sole Source** - Contracts awarded to meet a need that can only be supplied from a firm that provides specialized and/or unique products or services.
- **Direct shipment** - Contracts where the goods are directly shipped to the customer.

** As per the recommendation of Strategic Purchasing Division, 'Purchasing' Contracts will be referred to as 'Goods & Services'. The Report has been edited to reflect this change.*

***Departments are required to request a 0% goal from OBO, however, in some cases a department has requested a 0% goal directly from City Council.*

Non Goal-Oriented Contracts – Construction contracts \$1,000,000 or less and Goods & Services contracts \$100,000 or less. These are contracts that do not require certified firms or a review from the Office of Business Opportunity.

Citywide Dollars Awarded

	A	B	C=A+B	D=B/C
Contract Type	Non MWSBE Amount	MWSBE Amount	Total Amount Awarded	MWSBE %
Construction	\$131,379,761	\$45,695,124	\$177,074,886	25.8 %
Professional Services	\$35,868,881	\$13,082,014	\$48,950,895	26.7 %
Goods & Services	\$73,468,030	\$15,052,298	\$88,520,327	17.0 %
Total	\$240,716,672	\$73,829,436	\$314,546,108	23.5 %
Exempt Contracts	\$11,692,051	\$1,905,602	\$13,597,653	14.0 %
Waiver Contracts	\$85,929,606	\$1,010,202	\$86,939,808	1.2 %
Non-Goal Oriented	\$2,299,735	\$970,151	\$3,269,886	29.7 %
Grand Total	\$340,638,064	\$77,715,391	\$418,353,456	18.6 %

A. Non MWSBE Amount-Dollars awarded to non-certified firms on contract and non-contract projects. Non-certified prime contractors and non-certified subcontractors are both utilized on projects, therefore this category includes prime and subcontractors.

B. MWSBE Amount - Dollars awarded to certified MWSBE firms on contract and non-contract projects. Certified MWSBEs can serve as both prime and subcontractors, therefore prime and subcontractors are both included in this category.

C. Total Amount Awarded - Total contract and non-contract dollars awarded to certified and non-certified firms.

D. MWSBE % - Percentage of the amount awarded to certified firms compared to the total amount awarded to certified and non-certified firms.

Year to Date Participation Citywide

Contract Area	July 2018 - September 2018		
	Total	MWSBE	%
Construction - MBE		\$27,102,529	15.3 %
Construction - MWBE		\$1,144,937	0.6 %
Construction - SBE		\$6,759,755	3.8 %
Construction - WBE		\$10,400,818	5.9 %
Construction - Other		\$287,086	0.2 %
Construction Total	\$177,074,886	\$45,695,124	25.8 %
Professional Services - MBE		\$5,805,045	11.9 %
Professional Services - MWBE		\$6,966,463	14.2 %
Professional Services - WBE		\$310,374	0.6 %
Professional Services - Other		\$132	0.0 %
Professional Services Total	\$48,950,895	\$13,082,014	26.7 %
Goods & Services - MBE		\$4,787,126	6.0 %
Goods & Services - MWBE		\$7,548,693	9.5 %
Goods & Services - WBE		\$610,195	0.8 %
Goods & Services - Other		\$567,635	0.7 %
Total Goods & Services Contracts	\$79,466,463	\$13,513,649	17.0 %
Purchase Orders	\$9,053,864	\$1,538,649	17.0 %
PCARD			NaN
Goods & Services Total	\$88,520,327	\$15,052,298	17.0 %
Total without Exempt Purchases	\$314,546,108	\$73,829,436	23.5 %
Exempt Contracts	\$13,597,653	\$1,905,602	14.0 %
Waiver Contracts	\$86,939,808	\$1,010,202	1.2 %
Non-Goal Oriented	\$3,269,886	\$970,151	29.7 %
Total with Exempt Purchases	\$418,353,456	\$77,715,391	18.6 %

1. MWBE certification type was introduced to represent subcontractors whose use as an MBE or WBE was undetermined at the time the contract was awarded.

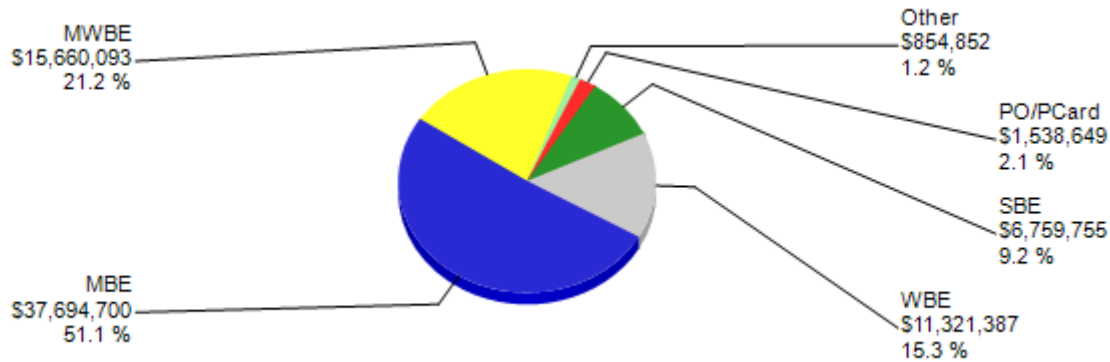
2. Purchase orders and Pcards have multiple certification types which do not require a designation at the time of purchase.

3. PCards are not included in this report therefore the amount reflects N/A.

3. Beginning FY2015, contracts exempt from a goal were further categorized into Exempt Contracts and Contracts with waivers.

4. "Other" represents firms whose certification details were undetermined.

Citywide MWSBE Awards by Certification Type



* PO/PCards do not require that certification type be designated at the time of purchase

Citywide MWSBE Awards by Vendor Type

	A		B	C=A/Grand Total
Vendor Type	Non MWSBE	MWSBE	Total Award	Percent (%)
Prime	\$232,183,756	\$13,015,418	\$245,199,174	4.1 %
SubContract	\$1,017,701	\$59,275,369	\$60,293,070	18.8 %
PO/PCard	\$7,515,215	\$1,538,649	\$9,053,864	0.5 %
Grand Total	\$240,716,672	\$73,829,436	\$314,546,108	23.5 %

* PO/PCards do not require the vendor type designated.

Citywide MWSBE Awards by Ethnicity and Contract Type

Contract Type	Asian	Black	Caucasian Women	Hispanic	Native American	Non-minority Male	Other	Total
Construction	\$4,260,141	\$4,189,125	\$8,740,360	\$20,459,298	\$2,330,804	\$5,428,312	\$287,086	\$45,695,124
Professional Services	\$3,315,410	\$5,045,336	\$1,093,503	\$3,603,137	\$24,497		\$132	\$13,082,014
Goods & Services	\$646,908	\$5,587,348	\$3,000,739	\$4,726,889	\$180,000	\$342,779	\$567,635	\$15,052,298
Grand Total	\$8,222,459	\$14,821,810	\$12,834,602	\$28,789,323	\$2,535,301	\$5,771,091	\$854,852	\$73,829,436

Citywide MWSBE Awards by Ethnicity

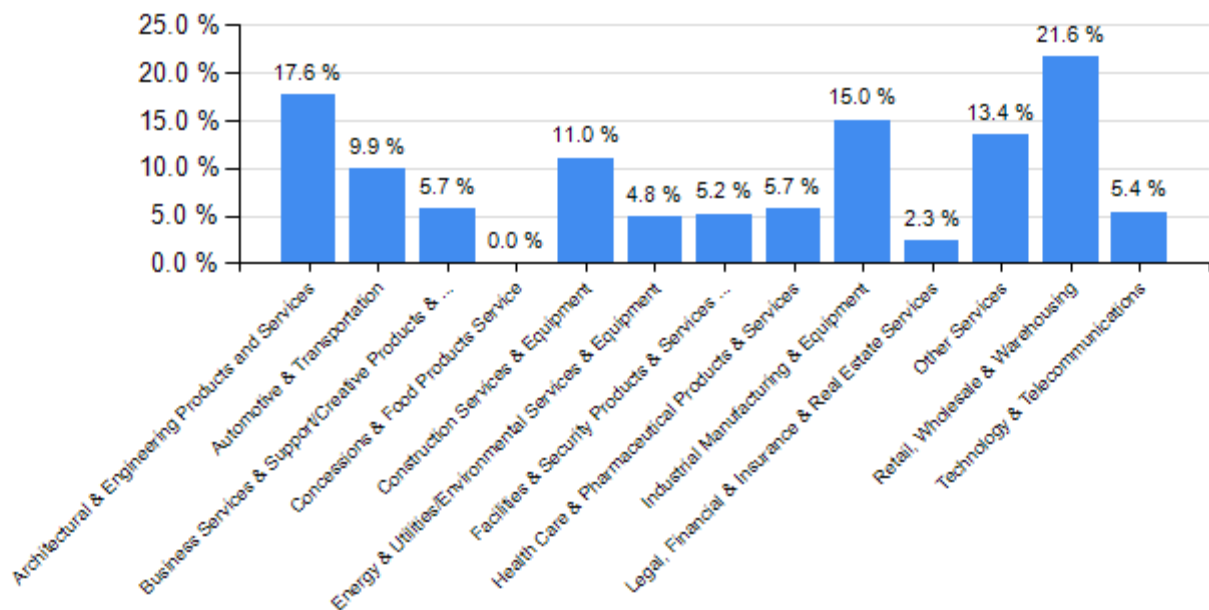
	Asian	Black	Caucasian Women	Hispanic	Native American	Non-minority Male	Other	Total
Count of Amount	135	206	133	158	11	80	10	733
Sum of Amount	\$8,222,459	\$14,821,810	\$12,834,602	\$28,789,323	\$2,535,301	\$5,771,091	\$854,852	\$73,829,436
Percentage	11.1%	20.1%	17.4%	39.0%	3.4%	7.8%	1.2%	100.0 %

* The count in each chart represents the number of prime and subcontractors awards. The percentage represents the portion of dollars awarded to certified firms compared to the total dollar amount awarded to all certified firms.

Citywide MWSBE Awards by Industry Type

	A	B	C = B/A	D	E = D/B
Industry Type	Number of Certified Firms	Number of Certified Firms Used	Percentage of Utilization	Amount	Average per Vendor
Architectural & Engineering Products and Services	267	47	17.6 %	\$8,302,933	\$176,658
Automotive & Transportation	161	16	9.9 %	\$6,036,587	\$377,287
Business Services & Support/Creative Products & Services	592	34	5.7 %	\$6,808,307	\$200,244
Concessions & Food Products Service	94	0	0.0 %	\$0	0
Construction Services & Equipment	1005	111	11.0 %	\$34,384,365	\$309,769
Energy & Utilities/Environmental Services & Equipment	125	6	4.8 %	\$562,972	\$93,829
Facilities & Security Products & Services (Janitorial/Security/HVAC)	326	17	5.2 %	\$3,338,084	\$196,358
Health Care & Pharmaceutical Products & Services	88	5	5.7 %	\$560,739	\$112,148
Industrial Manufacturing & Equipment	60	9	15.0 %	\$3,133,600	\$348,178
Legal, Financial & Insurance & Real Estate Services	175	4	2.3 %	\$1,228,658	\$307,165
Other Services	149	20	13.4 %	\$4,551,002	\$227,550
Retail, Wholesale & Warehousing	162	35	21.6 %	\$4,179,666	\$119,419
Technology & Telecommunications	205	11	5.4 %	\$742,523	\$67,502
Grand Total	3409	315	9.2 %	\$73,829,436	\$234,379

Utilization of Certified Vendors by Industry Type



FY2019 MWSBE Awards by Department ¹							
	Non MWSBE		MWSBE		Total Award		
	A		B		C=A+B		D=B/C
Department/Division ²	Count	Amount	Count	Amount	Count	Total	Current Percentage
Administration and Regulatory Affairs *	28	\$189,401	1	\$3,000	29	\$192,401	1.6 %
City Controller's Office *	7	\$64,902			7	\$64,902	
City of Houston *	3	\$12,890			3	\$12,890	
Department of Neighborhoods	3	\$5,884	1	\$3,000	4	\$8,884	33.8 %
Finance Department	3	\$651,406	2	\$114,513	5	\$765,918	15.0 %
Fleet Management Department	212	\$670,714	8	\$3,138,391	220	\$3,809,105	82.4 %
General Services Department	63	\$7,103,914	41	\$2,416,151	104	\$9,520,064	25.4 %
Houston Health Department	85	\$4,697,268	17	\$495,105	102	\$5,192,373	9.5 %
Housing and Community Development Department	26	\$1,099,663	6	\$235,770	32	\$1,335,433	17.7 %
Houston Airport System	211	\$40,990,704	77	\$16,930,186	288	\$57,920,890	29.2 %
Houston Emergency Center *	1	\$1,584			1	\$1,584	
Houston Fire Department	49	\$241,641	6	\$373,993	55	\$615,634	60.7 %
Houston Information Technology Services	8	\$320,361	3	\$72,593	11	\$392,954	18.5 %
Houston Parks and Recreation Department	61	\$484,399	4	\$26,227	65	\$510,626	5.1 %
Houston Police Department	86	\$762,896	12	\$71,283	98	\$834,179	8.5 %
Houston Public Library	51	\$115,484	8	\$12,289	59	\$127,773	9.6 %
Human Resources	26	\$26,598,507	20	\$3,262,664	46	\$29,861,171	10.9 %
Legal Department	14	\$568,198	1	\$138,240	15	\$706,438	19.6 %
Mayor's Office	8	\$759,348	9	\$1,461,313	17	\$2,220,661	65.8 %
Municipal Courts Department	27	\$127,197	2	\$327,000	29	\$454,197	72.0 %
Planning and Development Department *	5	\$74,468			5	\$74,468	
Public Works and Engineering	419	\$142,745,458	488	\$42,602,629	907	\$185,348,088	23.0 %
Solid Waste Management Department	38	\$4,004,826	12	\$577,302	50	\$4,582,128	12.6 %
Strategic Procurement Division	6	\$8,425,559	15	\$1,567,789	21	\$9,993,347	15.7 %
Total	1,440	\$240,716,672	733	\$73,829,436	2,173	\$314,546,108	23.5%

* Departments denoted with an asterisk only include expenditures for purchase orders and Pcards, which are not goal-oriented and do not require certified firms on each purchase. However, certified firms that were utilized on purchase orders and Pcards are counted toward the goods & services goal.

(1) Excludes Exempt and non goal-oriented contracts

(2) The amounts for strategic Purchasing and City of Houston reflect contracts and non-contracts processed for multiple departments and cannot be applied to the certified vendor awards for one department only.

(3) Finance Department figures include General Government transactions as well.

Table of Contents

MWSBE Awards by Department

Administration Departments

Administration and Regulatory Affairs	11
Finance	12
Houston Information Technology Services	13
Human Resources	14
Legal	15
Mayor's Office	16
Strategic Procurement Division	17

Development and Maintenance Departments

Fleet Management Department	18
General Services Department	19
Houston Airport System	20
Houston Public Works & Engineering Department	21
Solid Waste Management Department	22

Human and Cultural Services

Department of Neighborhoods	23
Houston Health Department	24
Housing & Community Development Department	25
Houston Parks and Recreation Department	26
Houston Public Library	27

Public Safety Departments

Houston Fire Department	28
Houston Police Department	29
Municipal Courts Department	30

Administration and Regulatory Affairs

Details by Department

7/1/2018-9/30/2018

The Administration and Regulatory Affairs Department (ARA) provides efficient and logical solutions to administrative and regulatory challenges. The department oversees Parking, Operations/3-1-1, Payroll, Administrative Services, BARC (the City's Animal Shelter and Adoption Facility), Transportation and Insurance Management.

Year to date in FY2019, ARA awarded \$3,992,401, of which \$3,000 was awarded to certified firms, accounting for 0.1 % utilization over all awards. However from this amount, \$3,800,000 was either exempt from MWBE goals, granted a waiver, or non goal-oriented. From the remaining \$192,401, the department registered 1.6 % utilization by awarding a total of \$3,000 to certified firms.

FY2019 Dollars Awarded

	A	B	C=A+B	D=B/C
Contract Type	Non MWSBE Amount	MWSBE Amount	Total Amount Awarded	MWSBE %
Construction	\$0	\$0	\$0	0.0 %
Professional Services	\$0	\$0	\$0	0.0 %
Goods & Services	\$189,401	\$3,000	\$192,401	1.6 %
Total	\$189,401	\$3,000	\$192,401	1.6 %
Exempt Contracts	\$0	\$0	\$0	0.0 %
Waiver Contracts	\$3,800,000	\$0	\$3,800,000	0.0 %
Non-Goal Oriented	\$0	\$0	\$0	0.0 %
Grand Total	\$3,989,401	\$3,000	\$3,992,401	0.1 %

FY2019 MWSBE Awards by Vendor Type

	A	B	C=A/Grand Total
Vendor Type	Non MWSBE	MWSBE	Total Award
PO/PCard	\$189,401	\$3,000	\$192,401
Total Award	\$189,401	\$3,000	\$192,401

* PO/PCards do not require the vendor type designated.

Awards by Certification Type



* PO/PCards do not require that certification type be designated at the time of purchase

FY2019 MWSBE Awards by Ethnicity

	Hispanic	Total
Count of Amount	1	1
Sum of Amount	\$3,000	\$3,000
Percentage	100.0%	100.0 %

* The count in each chart represents the number of awards. The percentage represents the portion of dollars awarded to certified firms compared to the total dollar amount awarded to all certified firms.

Finance Department
Details by Department
7/1/2018-9/30/2018

The Finance Department's (FIN) mission is to safeguard the fiscal integrity of the City, and enable City stakeholders to do the same. The department's responsibilities are distributed among the Director's Office, Administrative Office of City Council, Financial Planning and Analysis, Financial Reporting and Operations, Performance Improvement, Strategic Purchasing, and Treasury and Capital Management. General Government (GG) transactions are included in the summary. GG transactions are citywide expenditures, primarily in the form of purchase orders and Pcards.

Year to date in FY2019, FIN awarded \$765,919, of which \$114,513 was awarded to certified firms, accounting for 15.0 % utilization over all awards. However from this amount, \$0 was either exempt from MWBE goals, granted a waiver, or non goal-oriented. From the remaining \$765,918, the department registered 15.0 % utilization by awarding a total of \$114,513 to certified firms.

FY2019 Dollars Awarded

	A	B	C=A+B	D=B/C
Contract Type	Non MWSBE Amount	MWSBE Amount	Total Amount Awarded	MWSBE %
Construction	\$0	\$0	\$0	0.0 %
Professional Services	\$0	\$0	\$0	0.0 %
Goods & Services Total	\$651,406	\$114,513	\$765,918	15.0 %
Goods & Services Total (GG)	\$0	\$0	\$0	0.0 %
Total	\$651,406	\$114,513	\$765,918	15.0 %
Exempt Contracts	\$0	\$0	\$0	0.0 %
Waiver Contracts	\$0	\$0	\$0	0.0 %
Non-Goal Oriented	\$0	\$0	\$0	0.0 %
Grand Total	\$651,406	\$114,513	\$765,919	15.0 %

FY2019 MWSBE Awards by Vendor Type

	A	B	C=A/Grand Total
Vendor Type	Non MWSBE	MWSBE	Percent (%)
Prime	\$648,906		0.0 %
SubContract		\$114,513	15.0 %
PO/PCard	\$2,500		0.0 %
Total Award	\$651,406	\$114,513	15.0 %

* PO/Pcards do not require the vendor type designated.

Awards by Certification Type



* PO/Pcards do not require that certification type be designated at the time of purchase

FY2019 MWSBE Awards by Ethnicity

	Caucasian Women	Other	Total
Count of Amount	1	1	2
Sum of Amount	\$153	\$114,360	\$114,513
Percentage	0.1%	99.9%	100.0 %

* The count in each chart represents the number of awards. The percentage represents the portion of dollars awarded to certified firms compared to the total dollar amount awarded to all certified firms.

Houston Information Technology Services

Details by Department

7/1/2018-9/30/2018

The Houston Information Technology Services Department (HITS) primarily focuses on IT governance, the building of customer service centric relationships/partnerships, and operational efficiency. The department's projects includes the Radio Replacement Project, replacing the existing infrastructure with a state-of-the-art system to enhance reliability and efficiency. HITS also manages the City's SAP ERP organization and the Customer Service Center (CSC), which is a single point of contact for all City users to direct questions and report problems regarding IT services.

Year to date in FY2019, HITS awarded \$692,954, of which \$72,593 was awarded to certified firms, accounting for 10.5 % utilization over all awards. However from this amount, \$300,000 was either exempt from MWBE goals, granted a waiver, or non goal-oriented. From the remaining \$392,954, the department registered 18.5 % utilization by awarding a total of \$72,593 to certified firms.

FY2019 Dollars Awarded

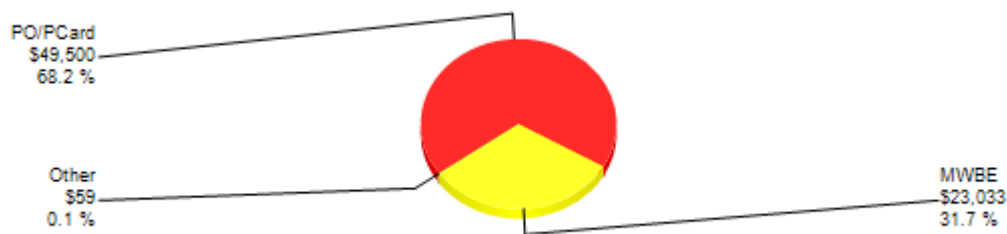
	A	B	C=A+B	D=B/C
Contract Type	Non MWSBE Amount	MWSBE Amount	Total Amount Awarded	MWSBE %
Construction	\$0	\$0	\$0	0.0 %
Professional Services	\$0	\$0	\$0	0.0 %
Goods & Services	\$320,361	\$72,593	\$392,954	18.5 %
Total	\$320,361	\$72,593	\$392,954	18.5 %
Exempt Contracts	\$300,000	\$0	\$300,000	0.0 %
Waiver Contracts	\$0	\$0	\$0	0.0 %
Non-Goal Oriented	\$0	\$0	\$0	0.0 %
Grand Total	\$620,361	\$72,593	\$692,954	10.5 %

FY2019 MWSBE Awards by Vendor Type

	A	B	C=A/Grand Total
Vendor Type	Non MWSBE	MWSBE	Total Award
Prime	\$186,841		\$186,841
SubContract		\$23,093	\$23,093
PO/PCard	\$133,520	\$49,500	\$183,020
Total Award	\$320,361	\$72,593	\$392,954

* PO/PCards do not require the vendor type designated.

Awards by Certification Type



* PO/PCards do not require that certification type be designated at the time of purchase

FY2019 MWSBE Awards by Ethnicity

	Black	Caucasian Women	Other	Total
Count of Amount	1	1	1	3
Sum of Amount	\$23,033	\$49,500	\$59	\$72,593
Percentage	31.7%	68.2%	0.1%	100.0 %

* The count in each chart represents the number of awards. The percentage represents the portion of dollars awarded to certified firms compared to the total dollar amount awarded to all certified firms.

Human Resources
Details by Department

7/1/2018-9/30/2018

The Human Resources Department (HR) is committed to the recruitment, retention and development of a highly diverse workforce, serving more than 21,000 city employees across 25 city departments. HR manages services for Safety and Risk Management, Workers' Compensation, Benefits Administration, Talent Management, Strategic Planning and Citywide Corporate Training.

Year to date in FY2019, HR awarded \$30,321,940, of which \$3,262,664 was awarded to certified firms, accounting for 10.8 % utilization over all awards. However from this amount, \$460,769 was either exempt from MWBE goals, granted a waiver, or non goal-oriented. From the remaining \$29,861,171, the department registered 10.9 % utilization by awarding a total of \$3,262,664 to certified firms.

FY2019 Dollars Awarded

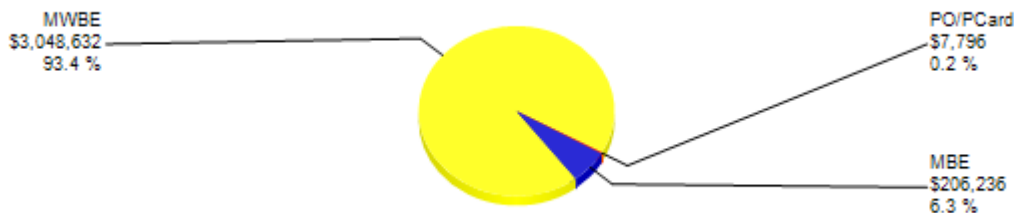
	A	B	C=A+B	D=B/C
Contract Type	Non MWSBE Amount	MWSBE Amount	Total Amount Awarded	MWSBE %
Construction	\$0	\$0	\$0	0.0 %
Professional Services	\$26,448,830	\$3,254,868	\$29,703,698	11.0 %
Goods & Services	\$149,677	\$7,796	\$157,473	5.0 %
Total	\$26,598,507	\$3,262,664	\$29,861,171	10.9 %
Exempt Contracts	\$0	\$0	\$0	0.0 %
Waiver Contracts	\$460,769	\$0	\$460,769	0.0 %
Non-Goal Oriented	\$0	\$0	\$0	0.0 %
Grand Total	\$27,059,276	\$3,262,664	\$30,321,940	10.8 %

FY2019 MWSBE Awards by Vendor Type

	A	B	C=A/Grand Total
Vendor Type	Non MWSBE	MWSBE	Total Award
Prime	\$26,448,830		\$26,448,830
SubContract		\$3,254,868	\$3,254,868
PO/PCard	\$149,677	\$7,796	\$157,473
Total Award	\$26,598,507	\$3,262,664	\$29,861,171

* PO/Pcards do not require the vendor type designated.

Awards by Certification Type



* PO/Pcards do not require that certification type be designated at the time of purchase

FY2019 MWSBE Awards by Ethnicity

	Black	Caucasian Women	Hispanic	Total
Count of Amount	12	5	3	20
Sum of Amount	\$1,518,747	\$471,926	\$1,271,991	\$3,262,664
Percentage	46.5%	14.5%	39.0%	100.0 %

* The count in each chart represents the number of awards. The percentage represents the portion of dollars awarded to certified firms compared to the total dollar amount awarded to all certified firms.

Legal Department
Details by Department

7/1/2018-9/30/2018

The Legal Department (LGL) strives to provide the highest quality municipal legal services to the City, its elected and appointed officials, and its employees in the most efficient manner feasible.

Year to date in FY2019, LGL awarded \$706,438, of which \$138,240 was awarded to certified firms, accounting for 19.6 % utilization over all awards. However from this amount, \$0 was either exempt from MWBE goals, granted a waiver, or non goal-oriented. From the remaining \$706,438, the department registered 19.6 % utilization by awarding a total of \$138,240 to certified firms.

FY2019 Dollars Awarded

	A	B	C=A+B	D=B/C
Contract Type	Non MWSBE Amount	MWSBE Amount	Total Amount Awarded	MWSBE %
Construction	\$0	\$0	\$0	0.0 %
Professional Services	\$437,760	\$138,240	\$576,000	24.0 %
Goods & Services	\$130,438	\$0	\$130,438	0.0 %
Total	\$568,198	\$138,240	\$706,438	19.6 %
Exempt Contracts	\$0	\$0	\$0	0.0 %
Waiver Contracts	\$0	\$0	\$0	0.0 %
Non-Goal Oriented	\$0	\$0	\$0	0.0 %
Grand Total	\$568,198	\$138,240	\$706,438	19.6 %

FY2019 MWSBE Awards by Vendor Type

	A	B	C=A/Grand Total
Vendor Type	Non MWSBE	MWSBE	Percent (%)
Prime	\$437,760		0.0 %
SubContract		\$138,240	19.6 %
PO/PCard	\$130,438		0.0 %
Total Award	\$568,198	\$138,240	19.6 %

* PO/PCards do not require the vendor type designated.

Awards by Certification Type



* PO/PCards do not require that certification type be designated at the time of purchase

FY2019 MWSBE Awards by Ethnicity

	Caucasian Women	Total
Count of Amount	1	1
Sum of Amount	\$138,240	\$138,240
Percentage	100.0%	100.0 %

* The count in each chart represents the number of awards. The percentage represents the portion of dollars awarded to certified firms compared to the total dollar amount awarded to all certified firms.

Mayor's Office
Details by Department

7/1/2018-9/30/2018

The Mayor's Office (MYR) is responsible for the general management of the City and for seeing that laws and ordinances are enforced. Divisions of the Mayor's Office include, but are not limited to, CitizensNet, Crime Victims Assistance, Cultural Affairs, Economic Development, Green Houston, HTV (Municipal Channel), Intergovernmental Relations, International Trade and Development, Public Safety and Homeland Security, and Special Events.

Year to date in FY2019, MYR awarded \$2,220,661, of which \$1,461,313 was awarded to certified firms, accounting for 65.8 % utilization over all awards. However from this amount, \$0 was either exempt from MWBE goals, granted a waiver, or non goal-oriented. From the remaining \$2,220,661, the department registered 65.8 % utilization by awarding a total of \$1,461,313 to certified firms.

FY2019 Dollars Awarded

	A	B	C=A+B	D=B/C
Contract Type	Non MWSBE Amount	MWSBE Amount	Total Amount Awarded	MWSBE %
Construction	\$0	\$0	\$0	0.0 %
Professional Services	\$695,640	\$547,790	\$1,243,430	44.1 %
Goods & Services	\$63,708	\$913,523	\$977,231	93.5 %
Total	\$759,348	\$1,461,313	\$2,220,661	65.8 %
Exempt Contracts	\$0	\$0	\$0	0.0 %
Waiver Contracts	\$0	\$0	\$0	0.0 %
Non-Goal Oriented	\$0	\$0	\$0	0.0 %
Grand Total	\$759,348	\$1,461,313	\$2,220,661	65.8 %

FY2019 MWSBE Awards by Vendor Type

	A	B	C=A/Grand Total
Vendor Type	Non MWSBE	MWSBE	Total Award
Prime	\$695,640	\$1,131,842	\$1,827,482
SubContract		\$299,471	\$299,471
PO/PCard	\$63,708	\$30,000	\$93,708
Total Award	\$759,348	\$1,461,313	\$2,220,661

* PO/PCards do not require the vendor type designated.

Awards by Certification Type



* PO/PCards do not require that certification type be designated at the time of purchase

FY2019 MWSBE Awards by Ethnicity

	Asian	Black	Hispanic	Total
Count of Amount	1	6	2	9
Sum of Amount	\$345,507	\$1,018,619	\$97,188	\$1,461,313
Percentage	23.6%	69.7%	6.7%	100.0 %

* The count in each chart represents the number of awards. The percentage represents the portion of dollars awarded to certified firms compared to the total dollar amount awarded to all certified firms.

Strategic Procurement Division

Details by Department

7/1/2018-9/30/2018

The Strategic Procurement Division (SPD) falls under the operational direction of the Finance Department. The division manages and facilitates procurement services, overseeing all aspects of the procurement process, and is a guide for potential and current suppliers doing business with the City. Amongst other responsibilities, the division also works with City departments to renew their contracts/develop new contracts, as well as work with them to prepare Requests for Proposals (RFPs).

Year to date in FY2019, SPD awarded \$12,224,953, of which \$1,568,505 was awarded to certified firms, accounting for 12.8 % utilization over all awards. However from this amount, \$2,231,605 was either exempt from MWBE goals, granted a waiver, or non goal-oriented. From the remaining \$9,993,347, the department registered 15.7 % utilization by awarding a total of \$1,567,789 to certified firms.

FY2019 Dollars Awarded

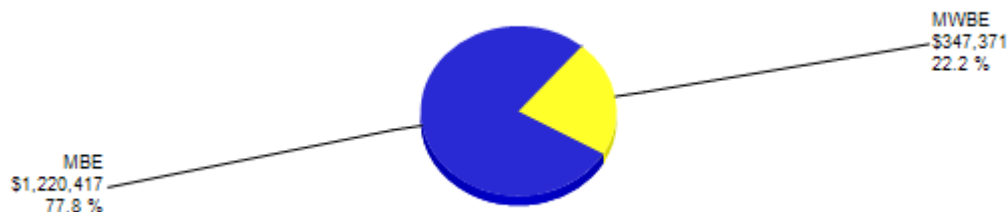
	A	B	C=A+B	D=B/C
Contract Type	Non MWSBE Amount	MWSBE Amount	Total Amount Awarded	MWSBE %
Construction	\$0	\$0	\$0	0.0 %
Professional Services	\$0	\$0	\$0	0.0 %
Goods & Services	\$8,425,559	\$1,567,789	\$9,993,347	15.7 %
Total	\$8,425,559	\$1,567,789	\$9,993,347	15.7 %
Exempt Contracts	\$0	\$0	\$0	0.0 %
Waiver Contracts	\$2,230,889	\$716	\$2,231,605	0.0 %
Non-Goal Oriented	\$0	\$0	\$0	0.0 %
Grand Total	\$10,656,448	\$1,568,505	\$12,224,953	12.8 %

FY2019 MWSBE Awards by Vendor Type

	A	B	C=A/Grand Total
Vendor Type	Non MWSBE	MWSBE	Total Award
Prime	\$8,425,559	\$80,561	\$8,506,120
SubContract	\$0	\$1,487,228	\$1,487,228
Total Award	\$8,425,559	\$1,567,789	\$9,993,347

* PO/Pcards do not require the vendor type designated.

Awards by Certification Type



* PO/Pcards do not require that certification type be designated at the time of purchase

FY2019 MWSBE Awards by Ethnicity

	Black	Caucasian Women	Hispanic	Total
Count of Amount	5	2	8	15
Sum of Amount	\$496,867	\$303,796	\$767,126	\$1,567,789
Percentage	31.7%	19.4%	48.9%	100.0 %

* The count in each chart represents the number of awards. The percentage represents the portion of dollars awarded to certified firms compared to the total dollar amount awarded to all certified firms.

Fleet Management Department

Details by Department

7/1/2018-9/30/2018

The mission of the Fleet Management Department (FMD) is to maximize the use and value of the City's vehicle assets. The department partners with other City departments to provide quality services and reliable, safe, and environmentally-efficient vehicles in a cost-effective and transparent manner.

Year to date in FY2019, FMD awarded \$56,307,674, of which \$3,873,883 was awarded to certified firms, accounting for 6.9 % utilization over all awards. However from this amount, \$52,498,569 was either exempt from MWBE goals, granted a waiver, or non goal-oriented. From the remaining \$3,809,105, the department registered 82.4 % utilization by awarding a total of \$3,138,391 to certified firms.

FY2019 Dollars Awarded

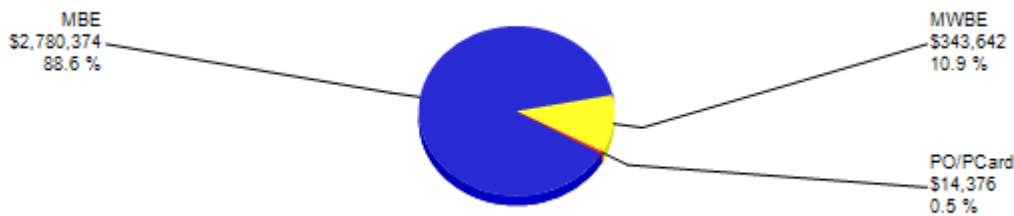
	A	B	C=A+B	D=B/C
Contract Type	Non MWSBE Amount	MWSBE Amount	Total Amount Awarded	MWSBE %
Construction	\$0	\$0	\$0	0.0 %
Professional Services	\$0	\$0	\$0	0.0 %
Goods & Services	\$670,714	\$3,138,391	\$3,809,105	82.4 %
Total	\$670,714	\$3,138,391	\$3,809,105	82.4 %
Exempt Contracts	\$0	\$0	\$0	0.0 %
Waiver Contracts	\$51,763,077	\$735,492	\$52,498,569	1.4 %
Non-Goal Oriented	\$0	\$0	\$0	0.0 %
Grand Total	\$52,433,791	\$3,873,883	\$56,307,674	6.9 %

FY2019 MWSBE Awards by Vendor Type

	A	B	C=A/Grand Total
Vendor Type	Non MWSBE	MWSBE	Total Award
Prime		\$2,780,374	\$2,780,374
SubContract		\$343,642	\$343,642
PO/PCard	\$670,714	\$14,376	\$685,090
Total Award	\$670,714	\$3,138,391	\$3,809,105

* PO/Pcards do not require the vendor type designated.

Awards by Certification Type



* PO/Pcards do not require that certification type be designated at the time of purchase

FY2019 MWSBE Awards by Ethnicity

	Asian	Caucasian Women	Hispanic	Total
Count of Amount	1	4	3	8
Sum of Amount	\$5,653	\$8,080	\$3,124,659	\$3,138,391
Percentage	0.2%	0.3%	99.6%	100.0 %

* The count in each chart represents the number of awards. The percentage represents the portion of dollars awarded to certified firms compared to the total dollar amount awarded to all certified firms.

General Services Department

Details by Department

7/1/2018-9/30/2018

The General Services Department (GSD) was established in the year 2000 to construct and maintain the City's building portfolio, and providing a comprehensive suite of services to over 300 facilities; representing 7.7 million square feet of occupied space. GSD assists in identifying the appropriate real estate solutions and provides design and construction services for the development of a facility. Divisions include: Asset Management & Strategic Planning, Design & Construction, Financial & Energy Administrative Services, Property Management, and Security Management.

Year to date in FY2019, GSD awarded \$14,041,700, of which \$2,435,151 was awarded to certified firms, accounting for 17.3 % utilization over all awards. However from this amount, \$4,521,635 was either exempt from MWBE goals, granted a waiver, or non goal-oriented. From the remaining \$9,520,064, the department registered 25.4 % utilization by awarding a total of \$2,416,151 to certified firms.

FY2019 Dollars Awarded

	A	B	C=A+B	D=B/C
Contract Type	Non MWSBE Amount	MWSBE Amount	Total Amount Awarded	MWSBE %
Construction	\$6,452,749	\$1,987,301	\$8,440,050	23.5 %
Professional Services	\$0	\$282,324	\$282,324	100.0 %
Goods & Services	\$651,165	\$146,525	\$797,690	18.4 %
Total	\$7,103,914	\$2,416,151	\$9,520,064	25.4 %
Exempt Contracts	\$3,473,315	\$0	\$3,473,315	0.0 %
Waiver Contracts	\$21,000	\$19,000	\$40,000	47.5 %
Non-Goal Oriented	\$1,008,320	\$0	\$1,008,320	0.0 %
Grand Total	\$11,606,549	\$2,435,151	\$14,041,700	17.3 %

FY2019 MWSBE Awards by Vendor Type

	A	B	C=A/Grand Total
Vendor Type	Non MWSBE	MWSBE	Percent (%)
Prime	\$6,615,034	\$251,269	2.6 %
SubContract	\$308,500	\$2,077,735	21.8 %
PO/PCard	\$180,380	\$87,147	0.9 %
Total Award	\$7,103,914	\$2,416,151	25.4 %

* PO/PCards do not require the vendor type designated.

Awards by Certification Type



* PO/PCards do not require that certification type be designated at the time of purchase

FY2019 MWSBE Awards by Ethnicity

	Asian	Black	Caucasian Women	Hispanic	Native American	Non-minority Male	Other	Total
Count of Amount	3	7	13	9	1	7	1	41
Sum of Amount	\$318,998	\$77,829	\$1,211,844	\$488,587	\$2,800	\$29,007	\$287,085	\$2,416,151
Percentage	13.2%	3.2%	50.2%	20.2%	0.1%	1.2%	11.9%	100.0 %

* The count in each chart represents the number of awards. The percentage represents the portion of dollars awarded to certified firms compared to the total dollar amount awarded to all certified firms.

Houston Airport System

Details by Department

7/1/2018-9/30/2018

The Houston Airport System (HAS) ranks as one of the largest multi-airport systems in the world. The system consists of: George Bush Intercontinental Airport (IAH)—ranked as the 7th largest U.S. airport, William P. Hobby Airport (HOU), and Ellington Airport (EFD). The 3 airport system serves more than 50 million passengers annually.

Year to date in FY2019, HAS awarded \$62,561,253, of which \$16,930,186 was awarded to certified firms, accounting for 27.1 % utilization over all awards. However from this amount, \$4,640,363 was either exempt from MWBE goals, granted a waiver, or non goal-oriented. From the remaining \$57,920,890, the department registered 29.2 % utilization by awarding a total of \$16,930,186 to certified firms.

FY2019 Dollars Awarded

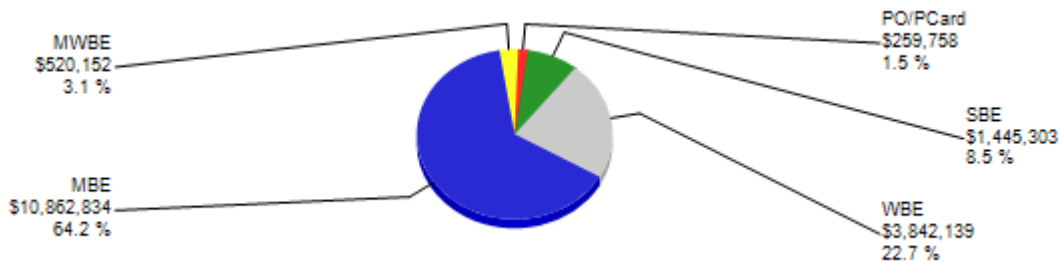
	A	B	C=A+B	D=B/C
Contract Type	Non MWSBE Amount	MWSBE Amount	Total Amount Awarded	MWSBE %
Construction	\$35,283,980	\$16,150,275	\$51,434,256	31.4 %
Professional Services	\$1,640,374	\$115,026	\$1,755,400	6.6 %
Goods & Services	\$4,066,350	\$664,884	\$4,731,234	14.1 %
Total	\$40,990,704	\$16,930,186	\$57,920,890	29.2 %
Exempt Contracts	\$0	\$0	\$0	0.0 %
Waiver Contracts	\$4,640,363	\$0	\$4,640,363	0.0 %
Non-Goal Oriented	\$0	\$0	\$0	0.0 %
Grand Total	\$45,631,067	\$16,930,186	\$62,561,253	27.1 %

FY2019 MWSBE Awards by Vendor Type

	A	B	C=A/Grand Total
Vendor Type	Non MWSBE	MWSBE	Total Award
Prime	\$39,721,323		\$39,721,323
SubContract		\$16,670,427	\$16,670,427
PO/PCard	\$1,269,381	\$259,758	\$1,529,140
Total Award	\$40,990,704	\$16,930,186	\$57,920,890

* PO/PCards do not require the vendor type designated.

Awards by Certification Type



* PO/PCards do not require that certification type be designated at the time of purchase

FY2019 MWSBE Awards by Ethnicity

	Asian	Black	Caucasian Women	Hispanic	Native American	Non-minority Male	Total
Count of Amount	6	17	13	12	2	27	77
Sum of Amount	\$272,996	\$481,681	\$2,667,763	\$11,760,177	\$1,090,406	\$657,162	\$16,930,186
Percentage	1.6%	2.8%	15.8%	69.5%	6.4%	3.9%	100.0 %

* The count in each chart represents the number of awards. The percentage represents the portion of dollars awarded to certified firms compared to the total dollar amount awarded to all certified firms.

Houston Public Works & Engineering Department

Details by Department

7/1/2018-9/30/2018

The Houston Public Works and Engineering (HPW) department is tasked with providing the range of services integral to maintaining the City's infrastructure. Administration, planning, maintenance, construction management and technical engineering all fall under the umbrella of the department's responsibilities, including distribution of billions of gallons of water, and maintenance of over 16,000 miles of streets.

Year to date in FY2019, HPW awarded \$195,098,667, of which \$44,950,774 was awarded to certified firms, accounting for 23.0 % utilization over all awards. However from this amount, \$9,750,580 was either exempt from MWBE goals, granted a waiver, or non goal-oriented. From the remaining \$185,348,088, the department registered 23.0 % utilization by awarding a total of \$42,602,629 to certified firms.

FY2019 Dollars Awarded

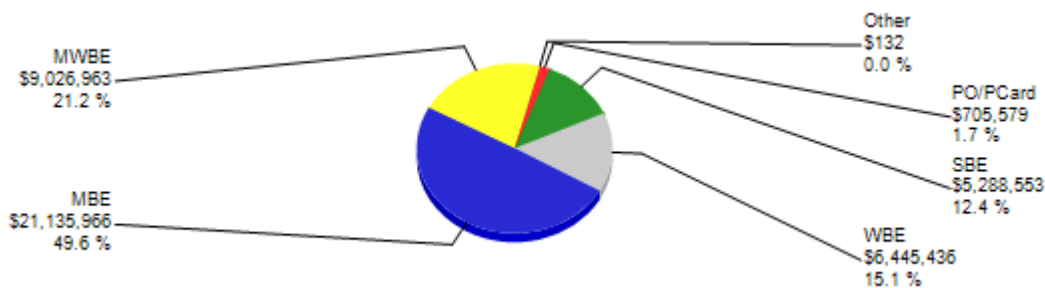
	A	B	C=A+B	D=B/C
Contract Type	Non MWSBE Amount	MWSBE Amount	Total Amount Awarded	MWSBE %
Construction	\$89,643,032	\$27,557,548	\$117,200,580	23.5 %
Professional Services	\$6,214,378	\$8,690,385	\$14,904,763	58.3 %
Goods & Services	\$46,888,048	\$6,354,696	\$53,242,745	11.9 %
Total	\$142,745,458	\$42,602,629	\$185,348,088	23.0 %
Exempt Contracts	\$1,391,000	\$1,123,000	\$2,514,000	44.7 %
Waiver Contracts	\$5,487,628	\$254,994	\$5,742,622	4.4 %
Non-Goal Oriented	\$523,807	\$970,151	\$1,493,958	64.9 %
Grand Total	\$150,147,893	\$44,950,774	\$195,098,667	23.0 %

FY2019 MWSBE Awards by Vendor Type

	A	B	C=A/Grand Total
Vendor Type	Non MWSBE	MWSBE	Total Award
Prime	\$139,749,797	\$8,161,330	\$147,911,127
SubContract	\$709,201	\$33,735,720	\$34,444,921
PO/PCard	\$2,286,460	\$705,579	\$2,992,040
Total Award	\$142,745,458	\$42,602,629	\$185,348,088

* PO/PCards do not require the vendor type designated.

Awards by Certification Type



* PO/PCards do not require that certification type be designated at the time of purchase

FY2019 MWSBE Awards by Ethnicity

	Asian	Black	Caucasian Women	Hispanic	Native American	Non-minority Male	Other	Total
Count of Amount	100	143	75	111	8	46	5	488
Sum of Amount	\$7,039,049	\$11,032,701	\$6,850,913	\$11,152,819	\$1,442,094	\$5,084,921	\$132	\$42,602,629
Percentage	16.5%	25.9%	16.1%	26.2%	3.4%	11.9%	0.0%	100.0 %

* The count in each chart represents the number of awards. The percentage represents the portion of dollars awarded to certified firms compared to the total dollar amount awarded to all certified firms.

Solid Waste Management Department

Details by Department

7/1/2018-9/30/2018

The Solid Waste Management Department (SWMD) provides solid waste services to Houstonians through the collection, disposal, and recycling of discarded material in an efficient and environmentally cost effective manner. The department is responsible for solid waste services to over 423,000 households (of which 376,820 homes are directly serviced by the department).

Year to date in FY2019, SWD awarded \$4,673,128, of which \$577,302 was awarded to certified firms, accounting for 12.4 % utilization over all awards. However from this amount, \$91,000 was either exempt from MWBE goals, granted a waiver, or non goal-oriented. From the remaining \$4,582,128, the department registered 12.6 % utilization by awarding a total of \$577,302 to certified firms.

FY2019 Dollars Awarded

	A	B	C=A+B	D=B/C
Contract Type	Non MWSBE Amount	MWSBE Amount	Total Amount Awarded	MWSBE %
Construction	\$0	\$0	\$0	0.0 %
Professional Services	\$431,899	\$53,381	\$485,280	11.0 %
Goods & Services	\$3,572,926	\$523,921	\$4,096,848	12.8 %
Total	\$4,004,826	\$577,302	\$4,582,128	12.6 %
Exempt Contracts	\$91,000	\$0	\$91,000	0.0 %
Waiver Contracts	\$0	\$0	\$0	0.0 %
Non-Goal Oriented	\$0	\$0	\$0	0.0 %
Grand Total	\$4,095,826	\$577,302	\$4,673,128	12.4 %

FY2019 MWSBE Awards by Vendor Type

	A	B	C=A/Grand Total
Vendor Type	Non MWSBE	MWSBE	Total Award
Prime	\$3,875,902		\$3,875,902
SubContract		\$532,812	\$532,812
PO/PCard	\$128,924	\$44,490	\$173,414
Total Award	\$4,004,826	\$577,302	\$4,582,128

* PO/PCards do not require the vendor type designated.

Awards by Certification Type



* PO/PCards do not require that certification type be designated at the time of purchase

FY2019 MWSBE Awards by Ethnicity

	Asian	Caucasian Women	Total
Count of Amount	6	6	12
Sum of Amount	\$163,849	\$413,453	\$577,302
Percentage	28.4%	71.6%	100.0 %

* The count in each chart represents the number of awards. The percentage represents the portion of dollars awarded to certified firms compared to the total dollar amount awarded to all certified firms.

Department of Neighborhoods

Details by Department

7/1/2018-9/30/2018

Established in 2011, the Department of Neighborhoods (DON) serves as a centralized source of services and resources for residents. Through its seven divisions, the department provides citizen assistance, gang prevention outreach, inspections and the reduction of blight and substandard residential property, signs code enforcement and programs focusing on education, the concerns of people with disabilities, international communities and volunteerism. The department works in collaboration with other City departments and community partners to improve neighborhoods and help make Houston a better place to live.

Year to date in FY2019, DON awarded \$72,598, of which \$66,714 was awarded to certified firms, accounting for 91.9 % utilization over all awards. However from this amount, \$63,714 was either exempt from MWBE goals, granted a waiver, or non goal-oriented. From the remaining \$8,884, the department registered 33.8 % utilization by awarding a total of \$3,000 to certified firms.

FY2019 Dollars Awarded

	A	B	C=A+B	D=B/C
Contract Type	Non MWSBE Amount	MWSBE Amount	Total Amount Awarded	MWSBE %
Construction	\$0	\$0	\$0	0.0 %
Professional Services	\$0	\$0	\$0	0.0 %
Goods & Services	\$5,884	\$3,000	\$8,884	33.8 %
Total	\$5,884	\$3,000	\$8,884	33.8 %
Exempt Contracts	\$0	\$63,714	\$63,714	100.0 %
Waiver Contracts	\$0	\$0	\$0	0.0 %
Non-Goal Oriented	\$0	\$0	\$0	0.0 %
Grand Total	\$5,884	\$66,714	\$72,598	91.9 %

FY2019 MWSBE Awards by Vendor Type

	A	B	C=A/Grand Total
Vendor Type	Non MWSBE	MWSBE	Total Award
PO/PCard	\$5,884	\$3,000	\$8,884
Total Award	\$5,884	\$3,000	\$8,884

* PO/PCards do not require the vendor type designated.

Awards by Certification Type



* PO/PCards do not require that certification type be designated at the time of purchase

FY2019 MWSBE Awards by Ethnicity

	Black	Total
Count of Amount	1	1
Sum of Amount	\$3,000	\$3,000
Percentage	100.0%	100.0 %

* The count in each chart represents the number of awards. The percentage represents the portion of dollars awarded to certified firms compared to the total dollar amount awarded to all certified firms.

Houston Health Department

Details by Department

7/1/2018-9/30/2018

The Houston Health Department (HHD) provides traditional public health services and seeks to use innovative methods to meet the community's present and future needs. The department conducts numerous projects, one of which is the AIM project, whereby HHD employees go door-to-door in selected neighborhoods performing assessments, linking residents to services and providing immediate follow-up. The department also partners with nonprofit health centers and hospital district primary care clinics to enhance access to services for residents and improve the City's health profile.

Year to date in FY2019, HHD awarded \$15,875,035, of which \$495,105 was awarded to certified firms, accounting for 3.1 % utilization over all awards. However from this amount, \$10,682,662 was either exempt from MWBE goals, granted a waiver, or non goal-oriented. From the remaining \$5,192,373, the department registered 9.5 % utilization by awarding a total of \$495,105 to certified firms.

FY2019 Dollars Awarded

	A	B	C=A+B	D=B/C
Contract Type	Non MWSBE Amount	MWSBE Amount	Total Amount Awarded	MWSBE %
Construction	\$0	\$0	\$0	0.0 %
Professional Services	\$0	\$0	\$0	0.0 %
Goods & Services	\$4,697,268	\$495,105	\$5,192,373	9.5 %
Total	\$4,697,268	\$495,105	\$5,192,373	9.5 %
Exempt Contracts	\$3,199,997	\$0	\$3,199,997	0.0 %
Waiver Contracts	\$7,415,057	\$0	\$7,415,057	0.0 %
Non-Goal Oriented	\$67,608	\$0	\$67,608	0.0 %
Grand Total	\$15,379,931	\$495,105	\$15,875,035	3.1 %

FY2019 MWSBE Awards by Vendor Type

	A	B	C=A/Grand Total
Vendor Type	Non MWSBE	MWSBE	Total Award
Prime	\$4,262,135		\$4,262,135
SubContract		\$442,682	\$442,682
PO/PCard	\$435,133	\$52,423	\$487,556
Total Award	\$4,697,268	\$495,105	\$5,192,373

* PO/PCards do not require the vendor type designated.

Awards by Certification Type



* PO/PCards do not require that certification type be designated at the time of purchase

FY2019 MWSBE Awards by Ethnicity

	Asian	Black	Caucasian Women	Hispanic	Other	Total
Count of Amount	5	1	5	5	1	17
Sum of Amount	\$26,856	\$0	\$13,023	\$93,861	\$361,365	\$495,105
Percentage	5.4%	0.0%	2.6%	19.0%	73.0%	100.0 %

* The count in each chart represents the number of awards. The percentage represents the portion of dollars awarded to certified firms compared to the total dollar amount awarded to all certified firms.

Housing and Community Development Department

Details by Department

7/1/2018-9/30/2018

The City of Houston's Housing and Community Development Department (HCDD) provides the leadership and financing to make affordable housing and neighborhood revitalization happen in Houston. Currently, the Department administers over \$100 million dollars annually in various federal, state and local programs. From investing in neighborhood parks, multifamily communities and economic development, to providing first-time homebuyer assistance and funds to serve the homeless, elderly and disabled — HCDD works to improve the quality of life for Houston's neighborhoods and families.

Year to date in FY2019, HCD awarded \$5,221,059, of which \$954,658 was awarded to certified firms, accounting for 18.3 % utilization over all awards. However from this amount, \$3,885,626 was either exempt from MWBE goals, granted a waiver, or non goal-oriented. From the remaining \$1,335,433, the department registered 17.7 % utilization by awarding a total of \$235,770 to certified firms.

FY2019 Dollars Awarded

	A	B	C=A+B	D=B/C
Contract Type	Non MWSBE Amount	MWSBE Amount	Total Amount Awarded	MWSBE %
Construction	\$0	\$0	\$0	0.0 %
Professional Services	\$0	\$0	\$0	0.0 %
Goods & Services	\$1,099,663	\$235,770	\$1,335,433	17.7 %
Total	\$1,099,663	\$235,770	\$1,335,433	17.7 %
Exempt Contracts	\$2,466,738	\$718,888	\$3,185,626	22.6 %
Waiver Contracts	\$0	\$0	\$0	0.0 %
Non-Goal Oriented	\$700,000	\$0	\$700,000	0.0 %
Grand Total	\$4,266,402	\$954,658	\$5,221,059	18.3 %

FY2019 MWSBE Awards by Vendor Type

	A	B	C=A/Grand Total
Vendor Type	Non MWSBE	MWSBE	Total Award
Prime	\$743,150		\$743,150
SubContract		\$91,850	\$91,850
PO/PCard	\$356,513	\$143,920	\$500,433
Total Award	\$1,099,663	\$235,770	\$1,335,433

* PO/PCards do not require the vendor type designated.

Awards by Certification Type



* PO/PCards do not require that certification type be designated at the time of purchase

FY2019 MWSBE Awards by Ethnicity

	Black	Caucasian Women	Other	Total
Count of Amount	4	1	1	6
Sum of Amount	\$115,320	\$28,600	\$91,850	\$235,770
Percentage	48.9%	12.1%	39.0%	100.0 %

* The count in each chart represents the number of awards. The percentage represents the portion of dollars awarded to certified firms compared to the total dollar amount awarded to all certified firms.

Houston Parks and Recreation Department

Details by Department

7/1/2018-9/30/2018

The Houston Parks and Recreation Department (HPARD) stewards & manages over 37,832 acres of parkland & greenspace for the City of Houston; develops & implements recreational programming for citizens of all abilities; maintains greenspace for the Houston Public Library and the Houston Health Department and manages all PRD facilities.

Year to date in FY2019, PRD awarded \$1,280,626, of which \$26,227 was awarded to certified firms, accounting for 2.0 % utilization over all awards. However from this amount, \$770,000 was either exempt from MWBE goals, granted a waiver, or non goal-oriented. From the remaining \$510,626, the department registered 5.1 % utilization by awarding a total of \$26,227 to certified firms.

FY2019 Dollars Awarded

	A	B	C=A+B	D=B/C
Contract Type	Non MWSBE Amount	MWSBE Amount	Total Amount Awarded	MWSBE %
Construction	\$0	\$0	\$0	0.0 %
Professional Services	\$0	\$0	\$0	0.0 %
Goods & Services	\$484,399	\$26,227	\$510,626	5.1 %
Total	\$484,399	\$26,227	\$510,626	5.1 %
Exempt Contracts	\$770,000	\$0	\$770,000	0.0 %
Waiver Contracts	\$0	\$0	\$0	0.0 %
Non-Goal Oriented	\$0	\$0	\$0	0.0 %
Grand Total	\$1,254,399	\$26,227	\$1,280,626	2.0 %

FY2019 MWSBE Awards by Vendor Type

	A	B	C=A/Grand Total
Vendor Type	Non MWSBE	MWSBE	Total Award
PO/PCard	\$484,399	\$26,227	\$510,626
Total Award	\$484,399	\$26,227	\$510,626

* PO/PCards do not require the vendor type designated.

Awards by Certification Type



* PO/PCards do not require that certification type be designated at the time of purchase

FY2019 MWSBE Awards by Ethnicity

	Asian	Black	Caucasian Women	Total
Count of Amount	2	1	1	4
Sum of Amount	\$16,007	\$8,000	\$2,221	\$26,227
Percentage	61.0%	30.5%	8.5%	100.0 %

* The count in each chart represents the number of awards. The percentage represents the portion of dollars awarded to certified firms compared to the total dollar amount awarded to all certified firms.

Houston Public Library

Details by Department

7/1/2018-9/30/2018

The Houston Public Library (HPL) serves a population of 2.1 million over 634 square miles. HPL includes the Central Library, 3 Special Collection Libraries including the Houston Metropolitan Research Center, the Clayton Center for Genealogical Research, and the African-American Library at the Gregory School, 4 Regional Libraries, 31 Neighborhood Libraries, 4 Express Libraries, 1 Mobile express Library, and 1 Satellite Library.

Year to date in FY2019, HPL awarded \$127,773, of which \$12,289 was awarded to certified firms, accounting for 9.6 % utilization over all awards. However from this amount, \$0 was either exempt from MWBE goals, granted a waiver, or non goal-oriented. From the remaining \$127,773, the department registered 9.6 % utilization by awarding a total of \$12,289 to certified firms.

FY2019 Dollars Awarded

	A	B	C=A+B	D=B/C
Contract Type	Non MWSBE Amount	MWSBE Amount	Total Amount Awarded	MWSBE %
Construction	\$0	\$0	\$0	0.0 %
Professional Services	\$0	\$0	\$0	0.0 %
Goods & Services	\$115,484	\$12,289	\$127,773	9.6 %
Total	\$115,484	\$12,289	\$127,773	9.6 %
Exempt Contracts	\$0	\$0	\$0	0.0 %
Waiver Contracts	\$0	\$0	\$0	0.0 %
Non-Goal Oriented	\$0	\$0	\$0	0.0 %
Grand Total	\$115,484	\$12,289	\$127,773	9.6 %

FY2019 MWSBE Awards by Vendor Type

	A	B	C=A/Grand Total
Vendor Type	Non MWSBE	MWSBE	Total Award
PO/PCard	\$115,484	\$12,289	\$127,773
Total Award	\$115,484	\$12,289	\$127,773

* PO/Pcards do not require the vendor type designated.

Awards by Certification Type



* PO/Pcards do not require that certification type be designated at the time of purchase

FY2019 MWSBE Awards by Ethnicity

	Asian	Black	Hispanic	Total
Count of Amount	3	3	2	8
Sum of Amount	\$6,160	\$4,409	\$1,720	\$12,289
Percentage	50.1%	35.9%	14.0%	100.0 %

* The count in each chart represents the number of awards. The percentage represents the portion of dollars awarded to certified firms compared to the total dollar amount awarded to all certified firms.

Houston Fire Department

Details by Department

7/1/2018-9/30/2018

The Houston Fire Department (HFD) is the third largest fire department in the United States and is responsible for preserving life and property to a population of more than 2 million in an area totaling 654 square miles. While the department provides crucial services such as prevention and enforcement, public education, pre-hospital emergency care and transportation, and fire control, their responsibilities are constantly evolving; hazardous materials removal, technical rescue, tactical medicine, swift water rescue, and social service calls are also services the department undertakes.

Year to date in FY2019, HFD awarded \$8,203,122, of which \$373,993 was awarded to certified firms, accounting for 4.6 % utilization over all awards. However from this amount, \$7,587,488 was either exempt from MWBE goals, granted a waiver, or non goal-oriented. From the remaining \$615,634, the department registered 60.7 % utilization by awarding a total of \$373,993 to certified firms.

FY2019 Dollars Awarded

	A	B	C=A+B	D=B/C
Contract Type	Non MWSBE Amount	MWSBE Amount	Total Amount Awarded	MWSBE %
Construction	\$0	\$0	\$0	0.0 %
Professional Services	\$0	\$0	\$0	0.0 %
Goods & Services	\$241,641	\$373,993	\$615,634	60.7 %
Total	\$241,641	\$373,993	\$615,634	60.7 %
Exempt Contracts	\$0	\$0	\$0	0.0 %
Waiver Contracts	\$7,587,488	\$0	\$7,587,488	0.0 %
Non-Goal Oriented	\$0	\$0	\$0	0.0 %
Grand Total	\$7,829,129	\$373,993	\$8,203,122	4.6 %

FY2019 MWSBE Awards by Vendor Type

	A	B	C=A/Grand Total
Vendor Type	Non MWSBE	MWSBE	Percent (%)
Prime		\$319,012	51.8 %
PO/PCard	\$241,641	\$54,981	8.9 %
Total Award	\$241,641	\$373,993	60.7 %

* PO/PCards do not require the vendor type designated.

Awards by Certification Type



* PO/PCards do not require that certification type be designated at the time of purchase

FY2019 MWSBE Awards by Ethnicity

	Asian	Black	Caucasian Women	Hispanic	Total
Count of Amount	1	3	1	1	6
Sum of Amount	\$15,000	\$38,905	\$319,012	\$1,076	\$373,993
Percentage	4.0%	10.4%	85.3%	0.3%	100.0 %

* The count in each chart represents the number of awards. The percentage represents the portion of dollars awarded to certified firms compared to the total dollar amount awarded to all certified firms.

Houston Police Department

Details by Department

7/1/2018-9/30/2018

Staffed with 5,248 sworn police officers and more than 1,287 civilian employees, the Houston Police Department (HPD) is the fifth largest police agency in the United States. The department's divisions include: Auto Theft, Robbery, Special Operations, and Vice.

Year to date in FY2019, HPD awarded \$3,357,514, of which \$71,283 was awarded to certified firms, accounting for 2.1 % utilization over all awards. However from this amount, \$2,523,335 was either exempt from MWBE goals, granted a waiver, or non goal-oriented. From the remaining \$834,179, the department registered 8.5 % utilization by awarding a total of \$71,283 to certified firms.

FY2019 Dollars Awarded

	A	B	C=A+B	D=B/C
Contract Type	Non MWSBE Amount	MWSBE Amount	Total Amount Awarded	MWSBE %
Construction	\$0	\$0	\$0	0.0 %
Professional Services	\$0	\$0	\$0	0.0 %
Goods & Services	\$762,896	\$71,283	\$834,179	8.5 %
Total	\$762,896	\$71,283	\$834,179	8.5 %
Exempt Contracts	\$0	\$0	\$0	0.0 %
Waiver Contracts	\$2,523,335	\$0	\$2,523,335	0.0 %
Non-Goal Oriented	\$0	\$0	\$0	0.0 %
Grand Total	\$3,286,231	\$71,283	\$3,357,514	2.1 %

FY2019 MWSBE Awards by Vendor Type

	A	B	C=A/Grand Total
Vendor Type	Non MWSBE	MWSBE	Total Award
Prime	\$372,880		\$372,880
SubContract		\$27,120	\$27,120
PO/PCard	\$390,016	\$44,163	\$434,179
Total Award	\$762,896	\$71,283	\$834,179

* PO/PCards do not require the vendor type designated.

Awards by Certification Type



* PO/PCards do not require that certification type be designated at the time of purchase

FY2019 MWSBE Awards by Ethnicity

	Asian	Black	Caucasian Women	Hispanic	Total
Count of Amount	7	2	2	1	12
Sum of Amount	\$12,384	\$2,700	\$29,079	\$27,120	\$71,283
Percentage	17.4%	3.8%	40.8%	38.0%	100.0 %

* The count in each chart represents the number of awards. The percentage represents the portion of dollars awarded to certified firms compared to the total dollar amount awarded to all certified firms.

Municipal Courts Department

Details by Department

7/1/2018-9/30/2018

The mission of the Municipal Courts Department (MCD) is to provide an accessible legal forum for individuals to have their court matters heard in a fair and efficient manner, while providing a high level of integrity, professionalism and customer service.

Year to date in FY2019, MCD awarded \$454,197, of which \$327,000 was awarded to certified firms, accounting for 72.0 % utilization over all awards. However from this amount, \$0 was either exempt from MWBE goals, granted a waiver, or non goal-oriented. From the remaining \$454,197, the department registered 72.0 % utilization by awarding a total of \$327,000 to certified firms.

FY2019 Dollars Awarded

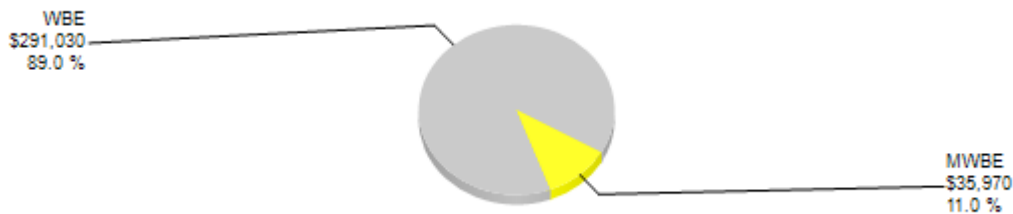
	A	B	C=A+B	D=B/C
Contract Type	Non MWSBE Amount	MWSBE Amount	Total Amount Awarded	MWSBE %
Construction	\$0	\$0	\$0	0.0 %
Professional Services	\$0	\$0	\$0	0.0 %
Goods & Services	\$127,197	\$327,000	\$454,197	72.0 %
Total	\$127,197	\$327,000	\$454,197	72.0 %
Exempt Contracts	\$0	\$0	\$0	0.0 %
Waiver Contracts	\$0	\$0	\$0	0.0 %
Non-Goal Oriented	\$0	\$0	\$0	0.0 %
Grand Total	\$127,197	\$327,000	\$454,197	72.0 %

FY2019 MWSBE Awards by Vendor Type

	A	B	C=A/Grand Total
Vendor Type	Non MWSBE	MWSBE	Percent (%)
Prime		\$291,030	64.1 %
SubContract		\$35,970	7.9 %
PO/PCard	\$127,197		0.0 %
Total Award	\$127,197	\$327,000	72.0 %

* PO/PCards do not require the vendor type designated.

Awards by Certification Type



* PO/PCards do not require that certification type be designated at the time of purchase

FY2019 MWSBE Awards by Ethnicity

	Caucasian Women	Total
Count of Amount	2	2
Sum of Amount	\$327,000	\$327,000
Percentage	100.0%	100.0 %

* The count in each chart represents the number of awards. The percentage represents the portion of dollars awarded to certified firms compared to the total dollar amount awarded to all certified firms.

FY2019 YTD Contracts Determined Exempt by Departments with Council Approval*

Dept	Justification	Contract Title	Amount
DON	Emergency	Weed Mowing and Removal Services for the Department of Neighborhoods. S30-E26679	\$63,714
GSD	Emergency	Emergency Disaster Recovery Activities as a result of Hurricane Harvey for Armed Security Services for the General Services Department. SPD-MLK-08272017-001 PART 2	\$144,846
GSD	Emergency	Emergency Disaster Recovery Activities as a result of Hurricane Harvey for Repairing Damages to HVAC and Electrical Equipment for the General Services Department. SPD-CJ-08312017-006 PART 2	\$2,048,800
GSD	Emergency	Emergency Disaster Recovery Activities as a result of Hurricane Harvey to provide Professional Mechanical, Electrical and Plumbing Engineering Oversight, Documentation and Reporting for the General Services Department. SPD-MLK-09012017-008 PART 2	\$14,387
GSD	Emergency	Emergency Disaster Recovery Activities as a result of Hurricane Harvey to purchase Chiller/Boiler Units for the General Services Department. SPD-CJ-08312017-006	\$514,915
GSD	Emergency	Emergency Disaster Recovery Activities due to Hurricane Harvey for Document Restoration Services for the General Services Department. SPD-MLK-09032017-003 PART 2	\$105,238
GSD	Emergency	Emergency Disaster Recovery Activities due to Hurricane Harvey for Electrical Restoration Services for the General Services Department. SPD-MLK-08292017-012 PART 2	\$645,128
HCD	Federal Funds	Neighborhood Stabilization Program Developer Loan Agreement or eligible costs to acquire land and develop four affordable single family homes in NSP Target Areas in Houston, Texas - 4209 Rosemont, 4221 McKinley, 4426 Sterling St., 4426 Davenport	\$718,888
HCD	Federal Funds	Purchase and Installation of Modular Furnishings and Furniture for the lease space at 2100 Travis Street through the Texas Cooperative Purchasing Network Contract for Housing and Community Development Department.	\$1,191,528
HCD	Non-Divisible	Administration and Operation of four Multi-Unit Residential Facilities, along with the provision of supportive services	\$1,275,210
HHS	interlocal agreement	An Ordinance approving and authorizing a Letter of Agreement between the Houston Department of Health and Human Services and the Houston Recovery Center.	\$3,199,997
HITS	Interlocal Agreement	Public Safety Radio System for Houston Information Technology Services.	\$300,000
PRD	Interlocal Agreement	Case for Kids City Connections Program;	\$770,000
PWE	Interlocal Agreement	Interlocal Agreement for Analytical Laboratory Testing Services for the Public Works and Engineering Department.	\$176,000
PWE	Participation at Prime Level	Professional Materials Engineering Laboratory Agreement between the City of Houston and Geotest Engineering, Inc. for testing laboratory services.	\$785,000
PWE	Participation at Prime Level	Professional Materials Engineering Laboratory Agreement between the City of Houston and Associated Testing Laboratories, Inc. for testing laboratory services. C77088	\$48,000
PWE	Participation at Prime Level	Professional Materials Engineering Laboratory Agreement between the City of Houston and Austin-Reed Engineers, LLC for testing laboratory services. C77090	\$230,000
PWE	Participation at Prime Level	Professional Materials Engineering Laboratory Agreement between the City of Houston and Aviles Engineering Corporation for testing laboratory services. C77091	\$60,000
PWE	Participation at Prime Level	Professional Materials Engineering Laboratory Agreement between the City of Houston and Earth Engineering, Inc. for testing laboratory services. C77093	\$85,000

PWE	Participation at Prime Level	Professional Materials Engineering Laboratory Agreement between the City of Houston and Fugro Consultants, Inc. for testing laboratory services. C77094	\$400,000
PWE	Participation at Prime Level	Professional Materials Engineering Laboratory Agreement between the City of Houston and Geoscience Engineering & Testing, Inc. for testing laboratory services. C77095	\$250,000
PWE	Participation at Prime Level	Professional Materials Engineering Laboratory Agreement between the City of Houston and Paradigm Consultants, Inc. for testing laboratory services. C77103	\$50,000
PWE	Participation at Prime Level	Professional Materials Engineering Laboratory Agreement between the City of Houston and Professional Service Industries Inc. for testing laboratory services. C77104	\$285,000
PWE	Participation at Prime Level	Professional Materials Engineering Laboratory Agreement between the City of Houston and Raba Kistner, Inc. for testing laboratory services. C77106	\$145,000
SWD	Interlocal Agreement	Interlocal Agreement between the City of Houston and Harris County for the purchase of surveillance cameras for the purpose of monitoring and preventing environmental crimes	\$91,000
Total			\$13,597,653

*These contracts were not reviewed or approved by OBO

FY2019 Citywide Contracts with Waivers

Dept	Justification	Contract Title	Amount
ARA	Minimum MWBE Participation	Spay and Neutering Services for the Administration and Regulatory Affairs Department;	\$950,000
ARA	Minimum MWBE Participation	Spay and Neutering Services for the Administration and Regulatory Affairs Department;S19-T26554	\$950,000
ARA	Non-Divisible	Spay and Neutering Services for the Administration and Regulatory Affairs Department;S19-T26554	\$1,900,000
FMD	Drop Shipment	Police Patrol Vehicles through the Interlocal Agreement for Cooperative Purchasing with the HGAC and the Texas Local Purchasing Cooperative (BuyBoard) for the FMD on behalf of HPD.S80-E28708-B&H	\$10,327,256
FMD	Drop Shipment	Purchase of Various Trailers through the Interlocal Agreement for Cooperative Purchasing with the Houston-Galveston Area Council for the Fleet Management Department on behalf of the Houston Public Works. S79-E26568-H	\$723,929
FMD	Minimum MWBE Participation	Automotive, Light, Medium and Heavy-Duty Aftermarket Replacement Parts for the Fleet Management Department. S40-S26491	\$32,000,000
FMD	Non-Divisible	Caterpillar Engine Replacement Parts and Repair Services for Fleet Management Department. S40-S26567	\$3,808,398
FMD	Non-Divisible	Grounds Maintenance Equipment through the Interlocal Agreement for Cooperative Purchasing with the Texas Local Government Purchasing Cooperative (BuyBoard) and Houston-Galveston Area Council for the FMD on behalf of the HPW. S38-E26576 B & H	\$217,812
FMD	Non-Divisible	Grounds Maintenance Equipment through the Interlocal Agreement for Cooperative Purchasing with the Texas Local Government Purchasing Cooperative (BuyBoard) and Houston-Galveston Area Council for the FMD on behalf of the HPW.S38-E26576 B & H	\$985,368
FMD	Non-Divisible	Peterbilt Truck Replacement Parts and Repair Services for the Fleet Management Department. S40-S26386	\$4,323,997
FMD	Non-Divisible	Six Trailer-Mounted Air Compressors through the Interlocal Agreement for Cooperative Purchasing with the Texas Local Purchasing Cooperative (Buyboard) for the Fleet Management Department on behalf of Houston Public Works. S79-E26589-B	\$111,809
GSD	Non-Divisible	Professional Materials Engineering and Testing Services Laboratory Contracts	\$40,000
HAS	Drop Shipment	Airfield Lighting Supplies Part II for the Houston Airport System. S82-S26536	\$3,210,000
HAS	Non-Divisible	Purchase of Hardware, Software License Subscriptions and Support and Maintenance Services through the Texas Department of Information Resources for the Houston Aviation Department. S17- H28731	\$1,430,363
HFD	Drop Shipment	Ambulance Cabs & Chassis Mounted with Modular Bodies through the Houston-Galveston Area Council for Fleet Management Department on behalf of the Houston Fire Department. S38-E28723-H	\$2,613,400
HFD	Drop Shipment	HAZMAT Truck through the Interlocal Agreements for Cooperative Purchasing with the Houston-Galveston Area Council for the Houston Fire Department. S38-E28690H	\$928,178
HFD	Drop Shipment	Purchase Equipment Calibration and Maintenance Program Service through the Interlocal Agreement for Cooperative Purchasing with the Houston-Galveston Area Council for the Houston Fire Department. S60-L27685	\$87,216
HFD	Drop Shipment	Two HAZMAT Handheld Emergency Monitoring Devices through the Texas Local Government Purchasing Cooperative (BuyBoard) for the Houston Fire Department. S38-E28697B	\$119,900
HFD	Good Faith Effort	Portable Construction Maintenance Equipment for Houston Fire Department. S71-S26475	\$2,263,794
HFD	Non Available SMWDBEs	Professional Staffing Services for HFD	\$1,575,000
HHS	Non-Divisible	An Ordinance approving new contracts for the integration of behavioral and medical care services for chronically homeless individuals with various Contractors.	\$6,400,007
HHS	Non-Divisible	Delivery of HIV/STD Prevention Services	\$15,000

HHS	Sole Source	Rapid Diagnostic HIV Test Kits for Houston Health Department. S73-S26661	\$1,000,050
HPD	Non-Divisible	Metal Shark 32 Defiant Boat and Trailer through the Interlocal Agreement for Cooperative Purchasing with the Houston-Galveston Area Council for the Houston Police Department	\$329,005
HPD	Non-Divisible	Purchase and Delivery of Augmented Reality Mapping Systems for the Houston Police Department. S63-N26518	\$575,000
HPD	Non-Divisible	Renewal of Software Licenses for Microsoft Enterprise Agreement for Desktops and Laptops through the Texas Department of Information Resources for Houston Police Department. S49-H28758	\$1,359,330
HPD	Non-Divisible	Two F350's and One F450 Bomb Response Truck through the Interlocal Agreement for Cooperative Purchasing with the Texas Multiple Award Schedule for the Houston Police Department. S38-E28691 - TXMAS	\$260,000
HR	Non-Divisible	Applicant Tracking Software for the Human Resources Department	\$460,769
PWE	Drop Shipment	Purchase of Earth Moving Equipment through the Interlocal Agreement for cooperative purchasing and the Houston-Galveston Area Council for the Department of Fleet Management on behalf of Houston Public Works. S80-E28704B&H	\$1,526,957
PWE	Drop Shipment	Purchase of Nineteen Utility Carts through the Interlocal Agreement for Cooperative Purchasing with the Houston- Galveston Area Council for Houston Public Works. S79-E26592-H	\$297,562
PWE	Good Faith Effort	Traffic Controllers and Ancillary Components for Houston Public Works. S59-S25241	\$1,907,068
PWE	Non Available SMWDBEs	Household Hazardous Waste Collection, Transportation and Disposal Services through the Interlocal Agreement for Cooperative Purchasing with Houston-Galveston Area Council for Houston Public Works. L26448	\$1,200,000
PWE	Non Available SMWDBEs	Professional Service Contract for PWE	\$154,000
PWE	Non-Divisible	Aspect Voxeo Products and Professional Services for Houston Public Works. S78-N28717	\$189,073
PWE	Non-Divisible	Professional Materials Engineering Laboratory Agreement between the City of Houston and All-Terra Engineering, Inc. for testing laboratory services. C77086	\$90,000
PWE	Non-Divisible	Professional Materials Engineering Laboratory Agreement between the City of Houston and The Murillo Company for testing laboratory services. C77108	\$50,000
PWE	Non-Divisible	Traffic Controllers and Ancillary Components for Houston Public Works. S59-S25241	\$129,276
PWE	Sole Source	Automated Meter Reading System Maintenance and Support Services for Houston Public Works. S17-H26255	\$198,685
SPD	Drop Shipment	Forklifts and Manlifts through the Interlocal Agreement for Cooperative Purchasing with the Texas Local Government Purchasing Cooperative (BuyBoard) and the Houston-Galveston Area Council for Various Departments.S79-E26672	\$1,454,030
SPD	Non-Divisible	Purchase of Automobiles, Utility Vehicles, Vans and Light Duty Trucks through the Interlocal Agreement for Cooperative Purchasing with the Texas Local Purchasing Cooperative (BuyBoard) and the HGAC for Various Departments	\$479,009
SPD	Non-Divisible	Purchase of two (2) mid-size utility vehicles through the Interlocal Agreement for Cooperative Purchasing with the Texas Local Purchasing Cooperative (BuyBoard) and the Houston-Galveston Area Council for Various Departments	\$716
SPD	Sole Source	Maintenance and Support Services for a Laboratory Information Management System for various City Departments; S72-H28718	\$297,850
Total			\$86,939,808

FY2019 YTD Contracts Determined Exempt by Departments with Council Approval*		
Justification	Count	Amount
Participation at Prime Level	10	\$2,338,000
Non-Divisible	1	\$1,275,210
interlocal agreement	5	\$4,536,997
Federal Funds	2	\$1,910,416
Emergency	7	\$3,537,029
Total	25	\$13,597,653

Contracts with Waivers		
Justification	Count	Amount
Sole Source	3	\$1,496,585
Non-Divisible	21	\$23,154,932
Non Available SMWDBEs	3	\$2,929,000
Minimum MWBE Participation	3	\$33,900,000
Good Faith Effort	2	\$4,170,862
Drop Shipment	10	\$21,288,428
Total	42	\$86,939,808

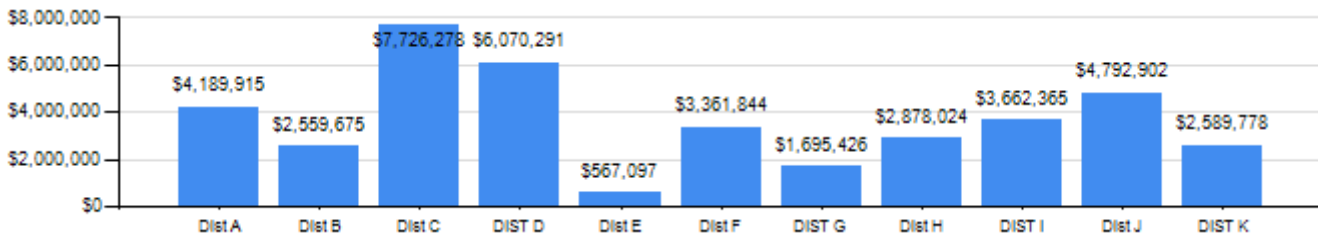
Exempt Contracts	\$13,597,653
Waiver Contracts	\$86,939,808
Total Exempt & Waiver Contracts	\$100,537,461

*These contracts were not reviewed or approved by OBO

The City of Houston certifies businesses throughout a 10-county (Harris, Montgomery, San Jacinto, Liberty, Chambers, Galveston, Brazoria, Fort Bend, Waller, Austin) area. As such, this data does not show overall MWSBE participation.

**FY2019 Awarded Contracts to Certified Firms
by Council District**

The charts below represent the amount awarded by Council District for certified firms only. The data includes construction contracts, professional services contracts, goods & services contracts, purchase order and Pcards. Exempt and non goal-oriented contracts are excluded.



Dist A	Dist B	Dist C	DIST D	Dist E	Dist F	DIST G	Dist H	DIST I	Dist J	DIST K
\$4,189,915	\$2,559,675	\$7,726,278	\$6,070,291	\$567,097	\$3,361,844	\$1,695,426	\$2,878,024	\$3,662,365	\$4,792,902	\$2,589,778

Council District	Asian	Black	Caucasian Women	Hispanic	Native American	Non-minority Male	Other	Grand Total
Dist A	\$243,130	\$287,920	\$1,809,897	\$1,287,482	\$252,297	\$309,188		\$4,189,915
DIST B	\$65,035	\$909,412	\$315,407	\$532,467	\$622,354	\$115,000		\$2,559,675
Dist C	\$18,479	\$736,184	\$77,419	\$4,967,219		\$1,926,977		\$7,726,278
Dist D	\$3,043,475	\$1,439,791	\$206,031	\$912,943	\$468,052			\$6,070,291
Dist E			\$567,097					\$567,097
Dist F	\$1,454,558	\$1,432,294	\$151,218	\$323,774				\$3,361,844
Dist G	\$189,566	\$1,104,705	\$136,017	\$265,138				\$1,695,426
DIST H	\$70,517	\$44,253	\$332,434	\$1,569,510		\$861,309		\$2,878,024
Dist I	\$345,507	\$395,904	\$300,000	\$2,620,954				\$3,662,365
Dist J	\$1,477,748	\$3,094,910	\$184,844	\$35,400		\$0		\$4,792,902
DIST K	\$2,434	\$824,049	\$350,507	\$1,412,787				\$2,589,778
Non Council District	\$1,280,884	\$4,368,058	\$7,757,591	\$14,861,649	\$1,192,598	\$2,558,617		\$32,019,397
Other	\$31,124	\$184,331	\$646,138				\$854,852	\$1,716,444
Grand Total	\$8,222,459	\$14,821,810	\$12,834,602	\$28,789,323	\$2,535,301	\$5,771,091	\$854,852	\$73,829,436

Council District	Number of Certified firms	Number of Certified Firms With Contracts	Percentage	Council District	Female	Male	Grand Total
Dist A	230	29	12.6 %	DIST A	\$2,035,132	\$2,154,783	\$4,189,915
Dist B	148	18	12.2 %	Dist B	\$1,191,108	\$1,368,567	\$2,559,675
Dist C	254	25	9.8 %	Dist C	\$6,884,376	\$841,902	\$7,726,278
Dist D	174	19	10.9 %	Dist D	\$5,211,565	\$858,726	\$6,070,291
Dist E	61	1	1.6 %	Dist E	\$0	\$567,097	\$567,097
Dist F	138	16	11.6 %	Dist F	\$2,928,598	\$433,246	\$3,361,844
Dist G	213	13	6.1 %	Dist G	\$533,073	\$1,162,353	\$1,695,426
Dist H	111	20	18.0 %	DIST H	\$2,545,589	\$332,434	\$2,878,024
Dist I	146	13	8.9 %	Dist I	\$3,362,365	\$300,000	\$3,662,365
Dist J	140	17	12.1 %	Dist J	\$1,566,231	\$3,226,672	\$4,792,902
Dist K	146	19	13.0 %	DIST K	\$1,862,878	\$726,900	\$2,589,778
Non Council District	1648	125	7.6 %	Non Council District	\$21,500,052	\$10,519,345	\$32,019,397
Grand Total	3409	315	9.2 %	Grand Total	\$49,233,309	\$23,138,164	\$73,829,436
				Other			\$1,716,444

Historically Underutilized Businesses

As stated in Administrative Policy 5-8 effective March 4, 2016, Bids must be solicited from at least two Historically Underutilized Businesses (HUBs) certified by the Office of Business Opportunity before any expenditure of more than \$3,000 but less than \$50,000 are made. This policy does not apply to Purchasing Cards (Pcard) transactions.

In FY2019 YTD, a total of \$15.5M was awarded on applicable procurements between \$3K - \$50K. From this amount \$2.1M was awarded to HUB firms certified by OBO, amounting to a utilization of 12.2%.

	Amount	Vendor	Percentage
Hub	\$ 2,153,175	78	12.2%
Not Hub	\$ 15,537,271	532	87.8%
Total	\$ 17,690,446	610	100.0%

FY2019 Awarded Contracts with DBE Certified Firms

The United States Department of Transportation requires recipients who receive more than \$250,000 in federal funds to establish a Disadvantaged Business Enterprise Plan and set participation goals on all federally-assisted projects as well as setting a triennial goal. On October 23, 2013, the Houston City Council approved a DBE Triennial Goal for the Houston Airport System of 29% for the participation of Disadvantaged Business Enterprises and 3.7% goal for the race/gender neutral component on all Houston Airport System contracts; funded (wholly or in part) by the U.S. Department of Transportation. While this goal is effective October 1, 2013 through September 30, 2016, the effect of the higher goals will be fully realized over time.

Year to date in FY2019, DBE Certified Firms were utilized on a total of 2 contracts. The total amount awarded to these contracts was \$2,236,680. From that amount, DBE Certified firms were awarded \$7,689 for a combined participation of 0.3 %.

FY2019 Awards on DBE Contracts

	A	B	C=A+B	D=B/C
Contract Type	Non DBE Amount	DBE Amount	Total Amount Awarded	DBE %
Construction	\$1,269,427	\$7,689	\$1,277,116	0.6 %
Professional Services	\$959,564	\$0	\$959,564	0.0 %
Goods & Services	\$0	\$0	\$0	0.0 %
Total	\$2,228,991	\$7,689	\$2,236,680	0.3 %
Exempt Contracts	\$0	\$0	\$0	0.0 %
Waiver Contracts	\$0	\$0	\$0	0.0 %
Non-Goal Oriented	\$0	\$0	\$0	0.0 %
Grand Total	\$2,228,991	\$7,689	\$2,236,680	0.3 %

Details of FY2019 Awards on DBE Contracts

Department	Goals	Num of Contract	Total Amount
HAS	30.0%	1	\$959,564
PWE	10.0%	1	\$1,277,116
Grand Total		2	\$2,236,680

FY2019 DBE Awards on DBE Contracts by Ethnicity

	Black	Caucasian Women	Hispanic	Total
Count of Amount	1	1	1	3
Sum of Amount	\$781	\$0	\$6,909	\$7,689
Percentage	10.2%	0.0%	89.8%	100.0 %

*** These Contracts were not included in the overall MWSBE Awards Summary for this Report.**



Educate. Connect. **Grow.**

Created by: Katrina Williams, OBO Systems and Data Analysis Manager
Managed and Produced by: Arwa Harianawala, OBO Management Analyst III

Co-Produced by:

Carlecia D. Wright, OBO Director

Marsha E. Murray, OBO Deputy Director

Isaiah Osazuwa, OBO Contract Compliance Business Development Supervisor

Lakesha Runnels, OBO Administrative Associate

Barbara Fisher, OBO Procurement Specialist

Tifney Scott, OBO Procurement Specialist