

**CITY OF HOUSTON**  
OFFICE  
*of*  
**BUSINESS OPPORTUNITY**

FY2024: July 01, 2023 - September 30, 2023

**Minority, Women, and Small  
Business Enterprise Awards Report**

Appendices: DBE, ACDBE, HUB and LGBTBE Awards

Mayor Sylvester Turner  
Director Marsha E. Murray



## Table of Contents

<b><u>MWSBE Awards Summary</u></b>	3-5
<b><u>Citywide Summary</u></b>	
Citywide Dollars Awarded	6
Year to Date Participation Citywide	6
Citywide MWSBE Awards by Certification Type	7
Citywide MWSBE Awards by Vendor Type	7
Citywide MWSBE Awards by Ethnicity and Contract Type	7
Citywide MWSBE Awards by Ethnicity	7
Citywide MWSBE Awards by Industry Type	8
Utilization of Certified Vendors by Industry Type	8
Citywide Awards by Department	9
<b><u>MWSBE Awards by Department</u></b>	
<b><u>Administration Departments</u></b>	
Finance	11
Houston Information Technology Services	12
Human Resources	13
Legal Department	14
Mayor's Office	15
<b><u>Development and Maintenance Departments</u></b>	
Fleet Management Department	16
General Services Department	17
Houston Airport System	18
Houston Public Works	19
Planning & Development Department	20
Solid Waste Management Department	21
<b><u>Human and Cultural Services</u></b>	
Housing & Community Development Department	22
Houston Health Department	23
Houston Parks and Recreation Department	24
Houston Public Library	25
<b><u>Public Safety Departments</u></b>	
Houston Fire Department	26
Houston Police Department	27
<b><u>Appendices</u></b>	
APPENDIX A: Citywide Exempt and Waiver Contracts	28-36
APPENDIX B: Contracts by Council District	37
APPENDIX C: Small procurements for Historically Underutilized Businesses (HUB)	38
APPENDIX D: Disadvantaged Business Enterprise (DBE) Contracts	39
APPENDIX E: Airport Concessions Disadvantaged Business Enterprise (ACDBE) Revenue	40
APPENDIX F: Lesbian, Gay, Bi-Sexual, Transgender Business Enterprises (LGBTBE)	41
APPENDIX G: Economic Impact Summary	42

## **Background**

The Office of Business Opportunity is committed to cultivating an inclusive and competitive economic environment in the City of Houston by promoting the success of small businesses and developing Houston's workforce, with a special emphasis on historically underutilized businesses and disenfranchised individuals.

In compliance with Chapter 15, Article V of the City Code of Ordinances, this report details the progress city departments have made towards attaining the utilization goals established for the City's MWSBE program. In addition, for the purpose of reporting the awards to certified firms on all city-related contracts, this report includes the dollars amounts awarded to all certified firms including Disadvantaged Business Enterprises (DBE), Airport Concession Disadvantaged Business Enterprises (ACDBE), Historically Underutilized Businesses (HUB) and Lesbian, Gay, Bisexual and Transgender Business Enterprises (LGBTBE). This data can be found in the appendices.

## **MWSBE Awards Summary**

For fiscal year 2024, from Jul 01, 2023 - Sep 30, 2023, the City of Houston awarded a total of \$543,275,389 to firms on construction, professional services, and goods & services agreements, with \$138,438,697 awarded to certified minority, women, and small, business enterprises (MWSBE) firms. Of that, \$40,967,836 were exempt contracts, \$100,169,376 were contracts with waivers, and \$158,147 were non-goal-oriented contracts. Therefore, the total dollar amount awarded on goal-oriented contracts was \$401,980,031, of which \$121,560,524 was awarded to certified MWSBE firms, yielding an average utilization rate of 30.2%.

When analyzing participation of MWSBE firms on **goal-oriented** contracts by **ethnicity**, Hispanic-owned businesses received the largest share-\$58,938,013 or 48.5% of the total amount awarded to certified firms. Black-owned businesses came in second, \$20,640,144 award or 17.0% of dollars awarded. Caucasian Women-owned firms came in third with \$13,739,917 or 11.3%. Other- owned firms were fourth with \$13,607,304 or 11.2%. Asian-owned firms were fifth with \$13,333,474 or 11.0%. Non-minority Male-owned firms were six with \$1,226,746 or 1.0%. Awards to certified firms each on these contracts totaled 499 with the following breakdown: Hispanic:145, Black:132, Caucasian Women:81, Asian:70, Non-minority Male:47, Other:14.

When analyzed by **industry**, MWSBE certified firms on **goal-oriented** construction contracts were awarded \$50,061,136, which is 27.9% of the total amount of \$179,570,218 awarded in all city-related construction projects. A total of \$17,150,959 was awarded to certified firms on professional services contracts out of 41.6% of all professional services contracts awarded citywide, A total of \$54,348,429 was awarded to certified firms on goods & services projects, which is 30.0% of \$181,136,604 awarded to all goods & services projects citywide.

## **Summary of Exempt and Contracts with Waivers**

As stated above, \$40,967,836 were exempt contracts. The remaining \$100,169,376 include contracts that are subject for approval by OBO for a goal waiver due to sole source, non-divisibility, cooperative purchasing agreements, DIR, HGAC, no certified firms available, etc. Please see Appendix A for more details.

---

## **Certification Types**

**Minority Business Enterprise (MBE)** certification applies to firms owned and operated by minorities. MBE goals may be applied to any locally funded contract type.

**Women Business Enterprise (WBE)** certification applies to firms owned and operated by females. As of July 1, 2013, pursuant to amendments to Chapter 15, Article V of the City Code of Ordinances, WBEs have been reinstated on construction contracts, therefore, WBE goals are now applied to any locally funded contract types.

**Small Business Enterprise (SBE)** certification is race and gender neutral, and applies only to eligible firms in the construction industry. SBEs can be used, up to 4%, to meet contract specific subcontracting MWBE goals on construction related contracts.

**Persons with Disabilities Business Enterprise (PDBE)** certification applies to eligible firms owned and operated by a disabled veteran or individuals with an existing medically determined physical or mental impairment of a chronic or permanent character. PDBE utilization may be used to augment citywide goals set by City Council. Most PDBEs have multiple certification types. At the time that a contract is awarded, the prime contractor determines which certification type will be utilized. In most cases, PDBEs are utilized as an MBE or SBE.

**Disadvantaged Business Enterprise (DBE)** certification is a federal certification and applies to firms owned and operated by economically disadvantaged individuals. DBE goals apply only to U.S. Department of Transportation contracts that receive Federal financial assistance.

**Airport Concessionaire Disadvantaged Business Enterprise (ACDBE)** certification applies to airport concessions only. Contracts awarded to these certified firms are reported separately in the appendices.

**Historically Underutilized Businesses (HUB)** certification based on ethnicity, U.S. Citizenship, Texas residency and principal place of business in the State of Texas. See attached Appendix.

**Lesbian, Gay, Bisexual, Transgender, Business Enterprises (LGBTBE)** certified by the National LGBT Chamber of Commerce to promote economic growth and contracting opportunities. See Appendix.

## **Goal Oriented Contracts**

The following are the types of goal-oriented contracts and their annual citywide goals set by City Council. These projects are goal-oriented, which requires MWSBE utilization.

- **Construction** contracts are related to construction projects above \$1M. The citywide goal for construction contracts is 34%.
- **Professional Services** contracts (also known as Regulated contracts) require a professional license e.g. architect, engineer, attorney, or accountant etc. The citywide goal for professional services contracts is 24%.
- **Goods & Services\*** contracts provide for the supply of goods and non-personal or nonprofessional services above \$100K. The citywide goal for goods & services contracts is 11%.

The following are subcategories under goods & services contracts. These are non-goal-oriented contract types and do not have citywide goals set by City Council. Note: the utilization of certified vendors on purchase orders and Pcards augments the citywide goal achievement percentage. Purchase orders and Pcard purchases are included in the "goods & services total" in this report.

- **Purchase orders:** direct orders for various purchases made from vendors.
- **PCard purchases:** direct purchases from vendors using City of Houston purchasing cards

**Contracts with Waivers\*\*** are contracts that don't have a goal per Chapter 15, Article V, Section 15-83, these contracts must be reviewed and approved by the Office of Business Opportunity (OBO). The following reflect the most frequent circumstances under which OBO may approve a request to waive a contract goal:

- **Emergency Contracts** - A public or administrative emergency exists which requires the goods or services being procured to be provided with unusual immediacy.
- **Specialized Contract** - If goods and services being procured are specialized, technical or of a unique nature as to require the contracting department to select its contractor without application of a goal.
- **Economic Burden or Risk** - If requiring a goal would impose an unwarranted economic burden or risk on the City or unduly delay acquisition of the goods or services, or is not in the best interest of the City.
- **No MWSBEs Available** - There are no MWSBEs available in the market to perform the work required in the contract or who possess the specialized license or certification required to do the work.
- **Non Divisible** - The contract cannot be divided to include the use of subcontractors.
- **Sole Source** - Contracts awarded to meet a need that can only be supplied from a firm that provides specialized and/or unique products or services.
- **Direct shipment** - Contracts where the goods are directly shipped to the customer.
- **Minimal MWSBEs Available** - The level of MWSBE availability would produce minimal MWSBE participation.

*\* As per the recommendation of Strategic Purchasing Division, 'Purchasing' Contracts will be referred to as 'Goods & Services'. The Report has been edited to reflect this change.*

*\*\*Departments are required to request a 0% goal from OBO, however, in some cases a department has requested a 0% goal directly from City Council.*

**Non-Goal-Oriented Contracts** – Construction contracts \$1,000,000 or less and Goods & Services contracts \$100,000 or less. These are contracts that do not require certified firms or a review from the Office of Business Opportunity.

**Citywide Dollars Awarded**

	A	B	C=A+B	D=B/C
Contract Type	Non MWSBE Amount	MWSBE Amount	Total Amount Awarded	MWSBE %
Construction	\$129,509,081	\$50,061,136	\$179,570,218	27.9%
Professional Services	\$24,122,249	\$17,150,959	\$41,273,209	41.6%
Goods & Services	\$126,788,175	\$54,348,429	\$181,136,604	30.0%
<b>Total</b>	<b>\$280,419,506</b>	<b>\$121,560,524</b>	<b>\$401,980,031</b>	<b>30.2%</b>
Exempt Contracts	\$39,464,392	\$1,503,443	\$40,967,836	3.7%
Waiver Contracts	\$84,858,246	\$15,311,130	\$100,169,376	15.3%
Non-Goal-Oriented	\$94,547	\$63,600	\$158,147	40.2%
<b>Grand Total</b>	<b>\$404,836,691</b>	<b>\$138,438,697</b>	<b>\$543,275,389</b>	<b>25.5%</b>

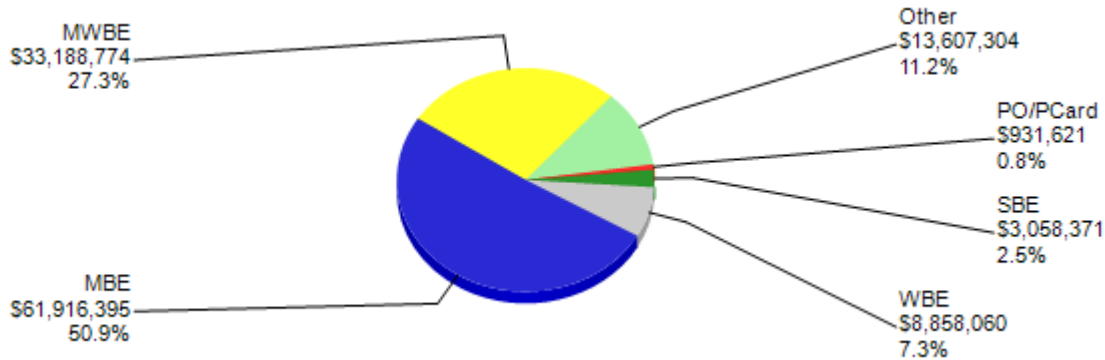
- A. Non MWSBE Amount-Dollars awarded to non-certified firms on contract and non-contract projects. Non-certified prime contractors and non-certified subcontractors are both utilized on projects, therefore this category includes prime and subcontractors.  
 B. MWSBE Amount - Dollars awarded to certified MWSBE firms on contract and non-contract projects. Certified MWSBEs can serve as both prime and subcontractors, therefore prime and subcontractors are both included in this category.  
 C. Total Amount Awarded - Total contract and non-contract dollars awarded to certified and non-certified firms.  
 D. MWSBE % - Percentage of the amount awarded to certified firms compared to the total amount awarded to certified and non-certified firms.

**Year to Date Participation Citywide**

Contract Area	July 2023 - September 2023		
	Total	MWSBE	%
Construction - MBE		\$26,951,630	15.00%
Construction - MWBE			0.00%
Construction - SBE		\$3,058,371	1.70%
Construction - WBE		\$8,858,060	4.90%
Construction - Other		\$11,193,076	6.20%
<b>Construction Total</b>	<b>\$179,570,218</b>	<b>\$50,061,136</b>	<b>27.90%</b>
Professional Services - MBE		\$6,708,089	16.30%
Professional Services - MWBE		\$8,046,463	19.50%
Professional Services - Other		\$2,396,407	5.80%
<b>Professional Services Total</b>	<b>\$41,273,209</b>	<b>\$17,150,959</b>	<b>41.60%</b>
Goods & Services - MBE		\$28,256,676	16.20%
Goods & Services - MWBE		\$25,142,311	14.40%
Goods & Services - Other		\$17,821	0.00%
Total Goods & Services Contracts	\$174,453,548	\$53,416,808	30.60%
Purchase Orders	\$6,683,056	\$931,621	13.90%
PCARD			N/A
<b>Goods &amp; Services Total</b>	<b>\$181,136,604</b>	<b>\$54,348,429</b>	<b>30.00%</b>
<b>Total without Exempt Purchases</b>	<b>\$401,980,031</b>	<b>\$121,560,524</b>	<b>30.20%</b>
Exempt Contracts	\$40,967,836	\$1,503,443	3.70%
Waiver Contracts	\$100,169,376	\$15,311,130	15.30%
Non-Goal-Oriented	\$158,147	\$63,600	40.20%
<b>Total with Exempt Purchases</b>	<b>\$543,275,389</b>	<b>\$138,438,697</b>	<b>25.50%</b>

- MWBE certification type was introduced to represent subcontractors whose use as an MBE or WBE was undetermined at the time the contract was awarded.
- Purchase orders and Pcards have multiple certification types which do not require a designation at the time of purchase.
- "Other" references contracts for which goals were set but the goal-credit certified firms were not identified at award time. These contracts include revenue contracts, on-call, design-build, emergency, etc.

Citywide MWSBE Awards by Certification Type



\* PO/Pcards do not require that certification type be designated at the time of purchase

Citywide MWSBE Awards by Vendor Type

Vendor Type	A		B	C=A/Grand Total
	Non MWSBE	MWSBE	Total Award	Percent (%)
Prime	\$271,277,030	\$43,535,909	\$314,812,938	10.8%
Prime Self Performing	\$0	\$2,936,795	\$2,936,795	0.7%
Subcontractor	\$3,391,042	\$74,156,199	\$77,547,241	18.4%
PO/PCard	\$5,751,435	\$931,621	\$6,683,056	0.2%
<b>Grand Total</b>	<b>\$280,419,506</b>	<b>\$121,560,524</b>	<b>\$401,980,031</b>	<b>30.2%</b>

\* PO/Pcards do not require the vendor type designated.

Citywide MWSBE Awards by Ethnicity and Contract Type

Contract Type	Asian	Black	Caucasian Women	Hispanic	Native American	Non-minority Male	Other	Total
Construction	\$1,703,425	\$14,002,850	\$1,608,718	\$20,429,457	\$0	\$1,123,610	\$11,193,076	\$50,061,136
Professional Services	\$7,336,971	\$2,518,561	\$967,525	\$3,857,391	\$74,104		\$2,396,407	\$17,150,959
Goods & Services	\$4,293,077	\$4,118,733	\$11,163,674	\$34,651,164		\$103,137	\$18,644	\$54,348,429
<b>Grand Total</b>	<b>\$13,333,474</b>	<b>\$20,640,144</b>	<b>\$13,739,917</b>	<b>\$58,938,013</b>	<b>\$74,104</b>	<b>\$1,226,746</b>	<b>\$13,608,127</b>	<b>\$121,560,524</b>

Citywide MWSBE Awards by Ethnicity

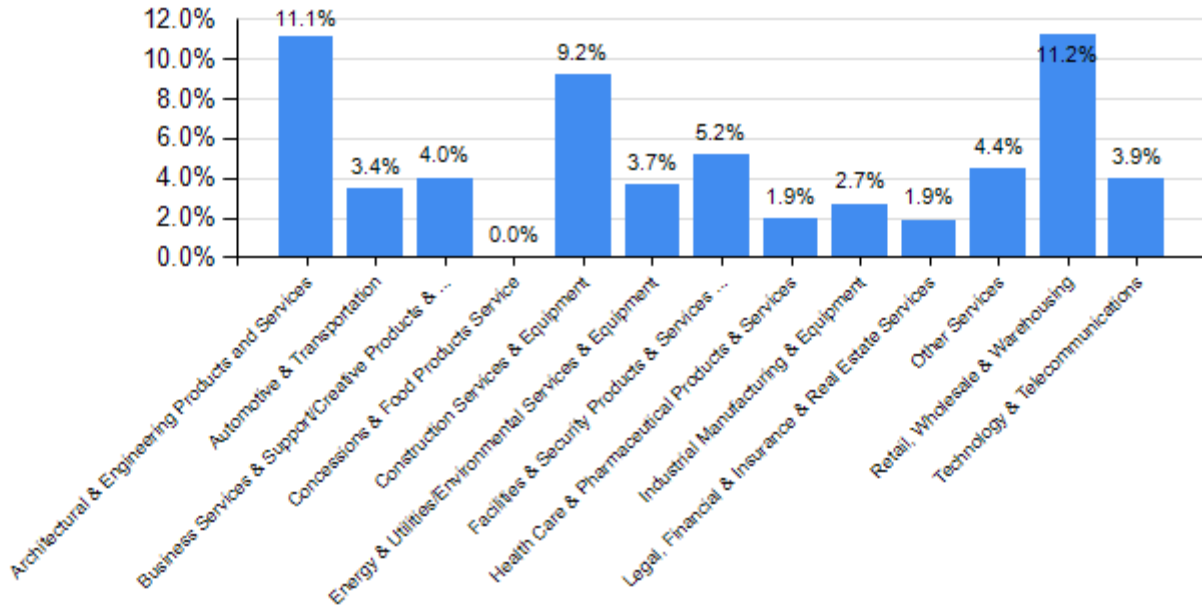
	Asian	Black	Caucasian Women	Hispanic	Native American	Non-minority Male	Other	Total
Count of Amount	70	132	81	145	8	47	16	499
Sum of Amount	\$13,333,474	\$20,640,144	\$13,739,917	\$58,938,013	\$74,104	\$1,226,746	\$13,608,127	\$121,560,524
Percentage	11.0%	17.0%	11.3%	48.5%	0.1%	1.0%	11.2%	100.0%

\* The count in each chart represents the number of prime and subcontractors awards. The percentage represents the portion of dollars awarded to certified firms compared to the total dollar amount awarded to all certified firms.

**Citywide MWSBE Awards by Industry Type**

Industry Type	A	B	C = B/A	D	E=D/B
Industry Type	Number of Certified Firms (1)	Number of Certified Firms Used	Percentage of Utilization	Amount(2)	Average per Vendor
Architectural & Engineering Products and Services	360	40	11.1%	\$9,603,277	\$240,082
Automotive & Transportation	234	8	3.4%	\$4,647,902	\$580,988
Business Services & Support/Creative Products & Services	877	35	4.0%	\$7,844,025	\$224,115
Concessions & Food Products Service	91	0	0.0%	\$0	\$0
Construction Services & Equipment	1533	141	9.2%	\$36,764,597	\$260,742
Energy & Utilities/Environmental Services & Equipment	164	6	3.7%	\$1,890,216	\$315,036
Facilities & Security Products & Services (Janitorial/Security/HVAC)	445	23	5.2%	\$6,874,510	\$298,892
Health Care & Pharmaceutical Products & Services	155	3	1.9%	\$2,770,187	\$923,396
Industrial Manufacturing & Equipment	75	2	2.7%	\$0	\$0
Legal, Financial & Insurance & Real Estate Services	268	5	1.9%	\$255,546	\$51,109
Other Services	339	15	4.4%	\$16,891,369	\$1,126,091
Retail, Wholesale & Warehousing	206	23	11.2%	\$6,015,922	\$261,562
Technology & Telecommunications	280	11	3.9%	\$28,002,974	\$2,545,725
<b>Grand Total</b>	<b>5027</b>	<b>312</b>	<b>6.2%</b>	<b>\$121,560,524</b>	<b>\$389,617</b>

**Utilization of Certified Vendors by Industry Type**



(1) At the end of the Fiscal Year there were a total of 4350 certified firms however this includes ACDBE, DBE, LGBTBE and HUB businesses which are not applicable to the MWSBE program. The total of 5027 only includes the total MBE, WBE, SBE and PDBE certified firms which are applicable to this program.  
 (2) Numbers in parathesi represent procurements with a reduced amount.



**Citywide Summary  
FY2024:  
Jul 01, 2023 - Sep 30, 2023**

FY2024 MWSBE Awards by Department <sup>1</sup>							
Department/Division <sup>2</sup>	Non MWSBE		MWSBE		Total Award		
	A		B		C=A+B		D=B/C
	Count	Amount	Count	Amount	Count	Total	Current Percentage
Administration and Regulatory Affairs	42	\$246,522			42	\$246,522	
City Controller's Office	2	\$39,846			2	\$39,846	
City Council *	1	\$24,750			1	\$24,750	
Department of Neighborhoods	4	\$19,059			4	\$19,059	
Finance Department	7	\$545,910	9	\$642,659	16	\$1,188,569	54.1%
Fleet Management Department	269	\$550,396	11	\$4,424,580	280	\$4,974,976	88.9%
General Services Department	24	\$12,810,359	30	\$3,176,031	54	\$15,986,390	19.9%
Housing and Community Development Department	44	\$6,317,923	42	\$5,131,133	86	\$11,449,056	44.8%
Houston Airport System	322	\$78,350,773	174	\$26,939,125	496	\$105,289,898	25.6%
Houston Fire Department	36	\$124,215	1	\$42,994	37	\$167,209	25.7%
Houston Health Department	20	\$160,641	3	\$72,176	23	\$232,816	31.0%
Houston Information Technology Services	3	\$22,679,640	7	\$28,919,240	10	\$51,598,880	56.0%
Houston Parks and Recreation Department	48	\$577,238	3	\$140,503	51	\$717,741	19.6%
Houston Police Department	49	\$283,420	2	\$21,760	51	\$305,180	7.1%
Houston Public Library	50	\$1,378,872	4	\$388,072	54	\$1,766,944	22.0%
Houston Public Works	195	\$152,960,361	194	\$51,011,720	389	\$203,972,082	25.0%
Human Resources	17	\$1,635,446	10	\$238,511	27	\$1,873,957	12.7%
Legal Department	7	\$1,127,060	4	\$346,440	11	\$1,473,500	23.5%
Mayor's Office	12	\$143,092	1	\$15,000	13	\$158,092	9.5%
Municipal Courts Department	10	\$132,000			10	\$132,000	
Office of Business Opportunity	1	\$30,000			1	\$30,000	
Planning & Development Department	4	\$81,118	1	\$2,000	5	\$83,118	2.4%
Solid Waste Management Department	7	\$117,088	1	\$4,110	8	\$121,198	3.4%
Strategic Procurement Division	11	\$83,777	2	\$44,472	13	\$128,248	34.7%
<b>Total</b>	<b>1,185</b>	<b>\$280,419,506</b>	<b>499</b>	<b>\$121,560,524</b>	<b>1,684</b>	<b>\$401,980,031</b>	<b>30.2%</b>

\* Departments denoted with an asterisk only include expenditures for purchase orders and Pcards, which are not goal-oriented and do not require certified firms on each purchase. However, certified firms that were utilized on purchase orders and Pcards are counted toward the goods & services goal.

- (1) Excludes Exempt and non-goal-oriented contracts
- (2) The amounts for strategic Purchasing and City of Houston reflect contracts and non-contracts processed for multiple departments and cannot be applied to the certified vendor awards for one department only.
- (3) Finance Department figures include General Government and Strategic Procurement Division transactions as well.

## Table of Contents

9

### MWSBE Awards by Department

#### **Administration Departments**

Finance	11
Houston Information Technology Services	12
Human Resources	13
Legal Department	14
Mayor's Office	15

#### **Development and Maintenance Departments**

Fleet Management Department	16
General Services Department	17
Houston Airport System	18
Houston Public Works	19
Planning & Development Department	20
Solid Waste Management Department	21

#### **Human and Cultural Services**

Housing & Community Development Department	22
Houston Health Department	23
Houston Parks and Recreation Department	24
Houston Public Library	25

#### **Public Safety Departments**

Houston Fire Department	26
Houston Police Department	27

Finance Department  
**Details by Department**  
**7/1/2023-9/30/2023**

The Finance Department's (FIN) mission is to safeguard the fiscal integrity of the City, and enable City stakeholders to do the same. We will do this by sustaining and growing a dynamic organization filled with strong people that use rigorous policies, processes, and systems. Strategic Purchasing (SPD) and General Government (GG) transactions are included in the summary below.

Year to date in As of Sep 30, 2023, Fiscal Year 2024, FIN awarded \$7,309,227, of which \$3,670,873 was awarded to certified firms, accounting for 50.2% utilization over all awards. However, from this amount, \$6,120,658 was either exempt from MWBE goals, granted a waiver, or non goal-oriented. From the remaining \$1,188,569, the department registered 54.1% utilization by awarding a total of \$642,659 to certified firms.

**FY2024 Dollars Awarded**

	A	B	C=A+B	D=B/C
Contract Type1	Non MWSBE Amount	MWSBE Amount	Total Amount Awarded	MWSBE %
Construction	\$0	\$0	\$0	0.0%
Professional Services	\$401,760	\$611,589	\$1,013,349	60.4%
Goods & Services Total	\$94,250	\$0	\$94,250	0.0%
Goods & Services Total (GG)	\$49,900	\$31,070	\$80,970	38.4%
<b>Total</b>	<b>\$545,910</b>	<b>\$642,659</b>	<b>\$1,188,569</b>	<b>54.1%</b>
Exempt Contracts	\$0	\$0	\$0	0.0%
Waiver Contracts	\$3,092,444	\$3,028,214	\$6,120,658	49.5%
Non-Goal-Oriented	\$0	\$0	\$0	0.0%
<b>Grand Total</b>	<b>\$3,638,354</b>	<b>\$3,670,873</b>	<b>\$7,309,227</b>	<b>50.2%</b>

**FY2024 MWSBE Awards by Vendor Type**

	A	B	C=A/Grand Total
Vendor Type	Non MWSBE	MWSBE	Total Award
Prime	\$401,760	\$392,646	\$794,406
SubContractor		\$218,942	\$218,942
PO/PCard	\$144,150	\$31,070	\$175,220
<b>Total Award</b>	<b>\$545,910</b>	<b>\$642,659</b>	<b>\$1,188,569</b>

\* PO/Pcards do not require the vendor type designated.

**Awards by Certification Type**



\* PO/Pcards do not require that certification type be designated at the time of purchase

**FY2024 MWSBE Awards by Ethnicity**

	Black	Total
Count of Amount	9	9
Sum of Amount	\$642,659	\$642,659
Percentage	100.0%	105.1%

\* The count in each chart represents the number of awards. The percentage represents the portion of dollars awarded to certified firms compared to the total dollar amount awarded to all certified firms.

Houston Information Technology Services

Details by Department

7/1/2023-9/30/2023

Houston Information Technology Services' (HITS) mission is to provide solutions that serve, protect, and enlighten the residents and visitors of Houston by being a catalyst that transforms Houston into a digital city for all. The department's Strategic Plan includes focus on optimizing City operations, improved data-driven decision making, improved access to citizen services, and to inspire & empower employees.

Year to date in As of Sep 30, 2023, Fiscal Year 2024, HITS awarded \$56,756,314, of which \$28,919,240 was awarded to certified firms, accounting for 51.0% utilization over all awards. However, from this amount, \$5,157,434 was either exempt from MWBE goals, granted a waiver, or non goal-oriented. From the remaining \$51,598,880, the department registered 56.0% utilization by awarding a total of \$28,919,240 to certified firms.

FY2024 Dollars Awarded

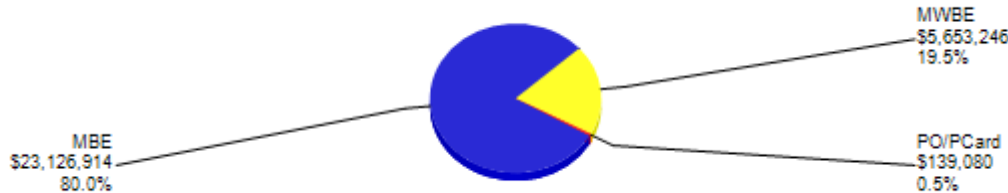
	A	B	C=A+B	D=B/C
Contract Type1	Non MWSBE Amount	MWSBE Amount	Total Amount Awarded	MWSBE %
Construction	\$0	\$0	\$0	0.0%
Professional Services	\$0	\$0	\$0	0.0%
Goods & Services	\$22,679,640	\$28,919,240	\$51,598,880	56.0%
<b>Total</b>	<b>\$22,679,640</b>	<b>\$28,919,240</b>	<b>\$51,598,880</b>	<b>56.0%</b>
Exempt Contracts	\$0	\$0	\$0	0.0%
Waiver Contracts	\$5,157,434	\$0	\$5,157,434	0.0%
Non-Goal-Oriented	\$0	\$0	\$0	0.0%
<b>Grand Total</b>	<b>\$27,837,074</b>	<b>\$28,919,240</b>	<b>\$56,756,314</b>	<b>51.0%</b>

FY2024 MWSBE Awards by Vendor Type

	A	B	C=A/Grand Total	
Vendor Type	Non MWSBE	MWSBE	Total Award	Percent (%)
Prime	\$22,612,983	\$23,126,914	\$45,739,897	44.8%
Prime Self Performing		\$1,541,794	\$1,541,794	3.0%
SubContractor		\$4,111,451	\$4,111,451	8.0%
PO/PCard	\$66,657	\$139,080	\$205,737	0.3%
<b>Total Award</b>	<b>\$22,679,640</b>	<b>\$28,919,240</b>	<b>\$51,598,880</b>	<b>56.0%</b>

\* PO/PCards do not require the vendor type designated.

Awards by Certification Type



\* PO/PCards do not require that certification type be designated at the time of purchase

FY2024 MWSBE Awards by Ethnicity

	Asian	Black	Caucasian Women	Hispanic	Total
Count of Amount	2	2	1	2	7
Sum of Amount	\$3,131,829	\$1,075,863	\$42,840	\$24,668,709	\$28,919,240
Percentage	10.8%	3.7%	0.1%	85.3%	100.0%

\* The count in each chart represents the number of awards. The percentage represents the portion of dollars awarded to certified firms compared to the total dollar amount awarded to all certified firms.

Human Resources  
**Details by Department**  
**7/1/2023-9/30/2023**

The Human Resources Department (HR) is committed to the recruitment, retention and development of a highly diverse workforce, serving more than 21,000 city employees across 25 city departments. HR manages services for Safety and Risk Management, Workers' Compensation, Benefits Administration, Talent Management, Strategic Planning and Citywide Corporate Training.

Year to date in As of Sep 30, 2023, Fiscal Year 2024, HR awarded \$1,873,956, of which \$238,510 was awarded to certified firms, accounting for 12.7% utilization over all awards. However, from this amount, \$0 was either exempt from MWBE goals, granted a waiver, or non goal-oriented. From the remaining \$1,873,957, the department registered 12.7% utilization by awarding a total of \$238,511 to certified firms.

**FY2024 Dollars Awarded**

	A	B	C=A+B	D=B/C
Contract Type1	Non MWSBE Amount	MWSBE Amount	Total Amount Awarded	MWSBE %
Construction	\$0	\$0	\$0	0.0%
Professional Services	\$0	\$0	\$0	0.0%
Goods & Services	\$1,635,446	\$238,511	\$1,873,957	12.7%
<b>Total</b>	<b>\$1,635,446</b>	<b>\$238,511</b>	<b>\$1,873,957</b>	<b>12.7%</b>
Exempt Contracts	\$0	\$0	\$0	0.0%
Waiver Contracts	\$0	\$0	\$0	0.0%
Non-Goal-Oriented	\$0	\$0	\$0	0.0%
<b>Grand Total</b>	<b>\$1,635,446</b>	<b>\$238,510</b>	<b>\$1,873,956</b>	<b>12.7%</b>

**FY2024 MWSBE Awards by Vendor Type**

	A	B	C=A/Grand Total
Vendor Type	Non MWSBE	MWSBE	Total Award
Prime	\$1,491,943		\$1,491,943
SubContractor		\$203,447	\$203,447
PO/PCard	\$143,503	\$35,064	\$178,567
<b>Total Award</b>	<b>\$1,635,446</b>	<b>\$238,511</b>	<b>\$1,873,957</b>

\* PO/PCards do not require the vendor type designated.

**Awards by Certification Type**



\* PO/PCards do not require that certification type be designated at the time of purchase

**FY2024 MWSBE Awards by Ethnicity**

	Asian	Black	Caucasian	Caucasian Women	Hispanic	Non-minority Male	Total
Count of Amount	1	3	1	1	3	1	10
Sum of Amount	\$33,908	\$69,316	\$823	\$1,298	\$132,007	\$1,159	\$238,511
Percentage	14.2%	29.1%	0.3%	0.5%	55.3%	0.5%	100.0%

\* The count in each chart represents the number of awards. The percentage represents the portion of dollars awarded to certified firms compared to the total dollar amount awarded to all certified firms.

Legal Department  
**Details by Department**  
**7/1/2023-9/30/2023**

The Legal Department (LGL) strives to provide the highest quality municipal legal services to the City, its elected and appointed officials, and its employees in the most efficient manner feasible.

Year to date in As of Sep 30, 2023, Fiscal Year 2024, LGL awarded \$1,623,500, of which \$346,440 was awarded to certified firms, accounting for 21.3% utilization over all awards. However, from this amount, \$150,000 was either exempt from MWBE goals, granted a waiver, or non goal-oriented. From the remaining \$1,473,500, the department registered 23.5% utilization by awarding a total of \$346,440 to certified firms.

**FY2024 Dollars Awarded**

	A	B	C=A+B	D=B/C
Contract Type1	Non MWSBE Amount	MWSBE Amount	Total Amount Awarded	MWSBE %
Construction	\$0	\$0	\$0	0.0%
Professional Services	\$1,097,060	\$346,440	\$1,443,500	24.0%
Goods & Services	\$30,000	\$0	\$30,000	0.0%
Total	\$1,127,060	\$346,440	\$1,473,500	23.5%
Exempt Contracts	\$150,000	\$0	\$150,000	0.0%
Waiver Contracts	\$0	\$0	\$0	0.0%
Non-Goal-Oriented	\$0	\$0	\$0	0.0%
Grand Total	\$1,277,060	\$346,440	\$1,623,500	21.3%

**FY2024 MWSBE Awards by Vendor Type**

	A	B	C=A/Grand Total
Vendor Type	Non MWSBE	MWSBE	Total Award
Prime	\$1,097,060		\$1,097,060
SubContractor		\$346,440	\$346,440
PO/PCard	\$30,000		\$30,000
Total Award	\$1,127,060	\$346,440	\$1,473,500

\* PO/Pcards do not require the vendor type designated.

**Awards by Certification Type**



\* PO/Pcards do not require that certification type be designated at the time of purchase

**FY2024 MWSBE Awards by Ethnicity**

	Black	Hispanic	Other	Total
Count of Amount	1	1	2	4
Sum of Amount	\$162,000	\$93,546	\$90,894	\$346,440
Percentage	46.8%	27.0%	26.2%	100.0%

\* The count in each chart represents the number of awards. The percentage represents the portion of dollars awarded to certified firms compared to the total dollar amount awarded to all certified firms.

Mayor's Office  
**Details by Department**  
**7/1/2023-9/30/2023**

The Mayor's Office (MYR) is responsible for the general management of the City and for seeing that laws and ordinances are enforced. Divisions of the Mayor's Office include, but are not limited to, CitizensNet, Crime Victims Assistance, Cultural Affairs, Economic Development, Green Houston, HTV (Municipal Channel), Intergovernmental Relations, International Trade and Development, Public Safety and Homeland Security, and Special Events.

Year to date in As of Sep 30, 2023, Fiscal Year 2024, MYR awarded \$3,993,483, of which \$15,000 was awarded to certified firms, accounting for 0.4% utilization over all awards. However, from this amount, \$3,835,391 was either exempt from MWBE goals, granted a waiver, or non goal-oriented. From the remaining \$158,092, the department registered 9.5% utilization by awarding a total of \$15,000 to certified firms.

**FY2024 Dollars Awarded**

	A	B	C=A+B	D=B/C
Contract Type1	Non MWSBE Amount	MWSBE Amount	Total Amount Awarded	MWSBE %
Construction	\$0	\$0	\$0	0.0%
Professional Services	\$0	\$0	\$0	0.0%
Goods & Services	\$143,092	\$15,000	\$158,092	9.5%
<b>Total</b>	<b>\$143,092</b>	<b>\$15,000</b>	<b>\$158,092</b>	<b>9.5%</b>
Exempt Contracts	\$2,660,000	\$0	\$2,660,000	0.0%
Waiver Contracts	\$1,175,391	\$0	\$1,175,391	0.0%
Non-Goal-Oriented	\$0	\$0	\$0	0.0%
<b>Grand Total</b>	<b>\$3,978,483</b>	<b>\$15,000</b>	<b>\$3,993,483</b>	<b>0.4%</b>

**FY2024 MWSBE Awards by Vendor Type**

	A	B	C=A/Grand Total
Vendor Type	Non MWSBE	MWSBE	Total Award
PO/Pcard	\$143,092	\$15,000	\$158,092
<b>Total Award</b>	<b>\$143,092</b>	<b>\$15,000</b>	<b>\$158,092</b>

\* PO/Pcards do not require the vendor type designated.

**Awards by Certification Type**



\* PO/Pcards do not require that certification type be designated at the time of purchase

**FY2024 MWSBE Awards by Ethnicity**

	Black	Total
Count of Amount	1	1
Sum of Amount	\$15,000	\$15,000
Percentage	100.0%	100.0%

\* The count in each chart represents the number of awards. The percentage represents the portion of dollars awarded to certified firms compared to the total dollar amount awarded to all certified firms.

Fleet Management Department

Details by Department

7/1/2023-9/30/2023

The mission of the Fleet Management Department (FMD) is to maximize the use and value of the City's vehicle assets. The department partners with other City departments to provide quality services and reliable, safe, and environmentally-efficient vehicles in a cost-effective and transparent manner.

Year to date in As of Sep 30, 2023, Fiscal Year 2024, FMD awarded \$8,100,495, of which \$5,247,938 was awarded to certified firms, accounting for 64.8% utilization over all awards. However, from this amount, \$3,125,519 was either exempt from MWBE goals, granted a waiver, or non goal-oriented. From the remaining \$4,974,976, the department registered 88.9% utilization by awarding a total of \$4,424,580 to certified firms.

**FY2024 Dollars Awarded**

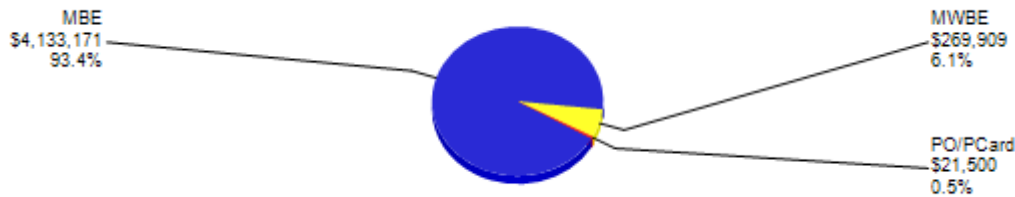
	A	B	C=A+B	D=B/C
Contract Type1	Non MWSBE Amount	MWSBE Amount	Total Amount Awarded	MWSBE %
Construction	\$0	\$0	\$0	0.0%
Professional Services	\$0	\$0	\$0	0.0%
Goods & Services	\$550,396	\$4,424,580	\$4,974,976	88.9%
<b>Total</b>	<b>\$550,396</b>	<b>\$4,424,580</b>	<b>\$4,974,976</b>	<b>88.9%</b>
Exempt Contracts	\$100,000	\$50,000	\$150,000	33.3%
Waiver Contracts	\$2,202,161	\$773,358	\$2,975,519	26.0%
Non-Goal-Oriented	\$0	\$0	\$0	0.0%
<b>Grand Total</b>	<b>\$2,852,557</b>	<b>\$5,247,938</b>	<b>\$8,100,495</b>	<b>64.8%</b>

**FY2024 MWSBE Awards by Vendor Type**

	A	B	C=A/Grand Total	
Vendor Type	Non MWSBE	MWSBE	Total Award	Percent (%)
Prime		\$4,133,171	\$4,133,171	83.1%
SubContractor		\$269,909	\$269,909	5.4%
PO/PCard	\$550,396	\$21,500	\$571,896	0.4%
<b>Total Award</b>	<b>\$550,396</b>	<b>\$4,424,580</b>	<b>\$4,974,976</b>	<b>88.9%</b>

\* PO/Pcards do not require the vendor type designated.

**Awards by Certification Type**



\* PO/Pcards do not require that certification type be designated at the time of purchase

**FY2024 MWSBE Awards by Ethnicity**

	Asian	Caucasian Women	Hispanic	Non-minority Male	Total
Count of Amount	1	3	6	1	11
Sum of Amount	\$2,767	\$7,359	\$4,410,704	\$3,750	\$4,424,580
Percentage	0.1%	0.2%	99.7%	0.1%	100.0%

\* The count in each chart represents the number of awards. The percentage represents the portion of dollars awarded to certified firms compared to the total dollar amount awarded to all certified firms.



General Services Department

Details by Department

7/1/2023-9/30/2023

The General Services Department (GSD) was established in the year 2000 to construct and maintain the City's building portfolio, and providing a comprehensive suite of services to over 300 facilities; representing 7.7 million square feet of occupied space. GSD assists in identifying the appropriate real estate solutions and provides design and construction services for the development of a facility. Divisions include: Asset Management & Strategic Planning, Design & Construction, Financial & Energy Administrative Services, Property Management, and Security Management.

Year to date in As of Sep 30, 2023, Fiscal Year 2024, GSD awarded \$17,518,100, of which \$3,836,031 was awarded to certified firms, accounting for 21.9% utilization over all awards. However, from this amount, \$1,531,710 was either exempt from MWBE goals, granted a waiver, or non goal-oriented. From the remaining \$15,986,390, the department registered 19.9% utilization by awarding a total of \$3,176,031 to certified firms.

**FY2024 Dollars Awarded**

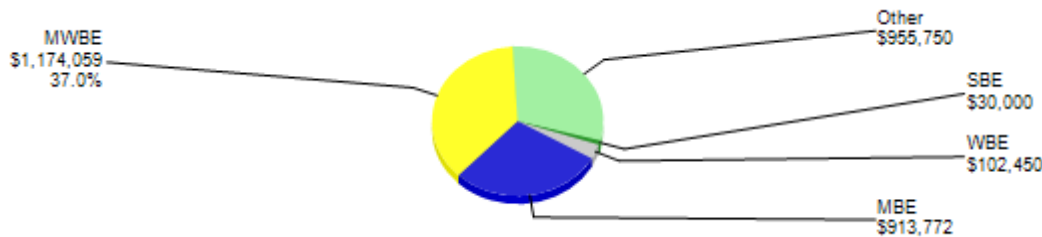
	A	B	C=A+B	D=B/C
Contract Type1	Non MWSBE Amount	MWSBE Amount	Total Amount Awarded	MWSBE %
Construction	\$4,427,198	\$1,220,072	\$5,647,270	21.6%
Professional Services	\$122,500	\$157,500	\$280,000	56.3%
Goods & Services	\$8,260,661	\$1,798,459	\$10,059,120	17.9%
<b>Total</b>	<b>\$12,810,359</b>	<b>\$3,176,031</b>	<b>\$15,986,390</b>	<b>19.9%</b>
Exempt Contracts	\$0	\$660,000	\$660,000	100.0%
Waiver Contracts	\$871,710	\$0	\$871,710	0.0%
Non-Goal-Oriented	\$0	\$0	\$0	0.0%
<b>Grand Total</b>	<b>\$13,682,069</b>	<b>\$3,836,031</b>	<b>\$17,518,100</b>	<b>21.9%</b>

**FY2024 MWSBE Awards by Vendor Type**

	A	B	C=A/Grand Total	
Vendor Type	Non MWSBE	MWSBE	Total Award	Percent (%)
Prime	\$12,593,208	\$714,900	\$13,308,108	4.5%
SubContractor	\$196,750	\$2,461,131	\$2,657,881	15.4%
PO/PCard	\$20,401	\$0	\$20,401	0.0%
<b>Total Award</b>	<b>\$12,810,359</b>	<b>\$3,176,031</b>	<b>\$15,986,390</b>	<b>19.9%</b>

\* PO/Pcards do not require the vendor type designated.

**Awards by Certification Type**



\* PO/Pcards do not require that certification type be designated at the time of purchase

**FY2024 MWSBE Awards by Ethnicity**

	Asian	Black	Caucasian Women	Hispanic	Native American	Non-minority Male	Other	Total
Count of Amount	3	3	7	11	2	2	2	30
Sum of Amount	\$26,550	\$605,523	\$235,887	\$1,305,321	\$32,000	\$15,000	\$955,750	\$3,176,031
Percentage	0.8%	19.1%	7.4%	41.1%	1.0%	0.5%	30.1%	100.0%

\* The count in each chart represents the number of awards. The percentage represents the portion of dollars awarded to certified firms compared to the total dollar amount awarded to all certified firms.

Houston Airport System

Details by Department

7/1/2023-9/30/2023

The Houston Airport System (HAS) ranks as one of the largest multi-airport systems in the world. The system consists of: George Bush Intercontinental Airport (IAH)—ranked as the 7th largest U.S. airport, William P. Hobby Airport (HOU), and Ellington Airport (EFD). The 3 airport system serves more than 50 million passengers annually.

Year to date in As of Sep 30, 2023, Fiscal Year 2024, HAS awarded \$110,119,413, of which \$26,939,125 was awarded to certified firms, accounting for 24.5% utilization over all awards. However, from this amount, \$4,829,515 was either exempt from MWBE goals, granted a waiver, or non goal-oriented. From the remaining \$105,289,898, the department registered 25.6% utilization by awarding a total of \$26,939,125 to certified firms.

**FY2024 Dollars Awarded**

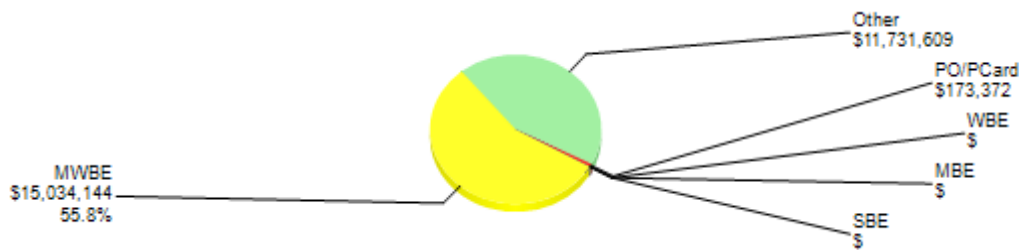
	A	B	C=A+B	D=B/C
Contract Type1	Non MWSBE Amount	MWSBE Amount	Total Amount Awarded	MWSBE %
Construction	\$23,314,226	\$9,991,811	\$33,306,037	30.0%
Professional Services	\$4,386,446	\$1,816,482	\$6,202,928	29.3%
Goods & Services	\$50,650,102	\$15,130,832	\$65,780,933	23.0%
<b>Total</b>	<b>\$78,350,773</b>	<b>\$26,939,125</b>	<b>\$105,289,898</b>	<b>25.6%</b>
Exempt Contracts	\$4,123,955	\$0	\$4,123,955	0.0%
Waiver Contracts	\$705,560	\$0	\$705,560	0.0%
Non-Goal-Oriented	\$0	\$0	\$0	0.0%
<b>Grand Total</b>	<b>\$83,180,288</b>	<b>\$26,939,125</b>	<b>\$110,119,413</b>	<b>24.5%</b>

**FY2024 MWSBE Awards by Vendor Type**

	A	B	C=A/Grand Total
Vendor Type	Non MWSBE	MWSBE	Total Award
Prime	\$77,330,080	\$0	\$77,330,080
SubContractor	\$0	\$26,765,753	\$26,765,753
PO/PCard	\$1,020,693	\$173,372	\$1,194,064
<b>Total Award</b>	<b>\$78,350,773</b>	<b>\$26,939,125</b>	<b>\$105,289,898</b>

\* PO/Pcards do not require the vendor type designated.

**Awards by Certification Type**



\* PO/Pcards do not require that certification type be designated at the time of purchase

**FY2024 MWSBE Awards by Ethnicity**

\* The count in each chart represents the number of awards. The percentage represents the portion of dollars awarded to certified firms compared to the total dollar amount awarded to all certified firms.

Houston Public Works  
**Details by Department**  
**7/1/2023-9/30/2023**

The Houston Public Works (HPW) department is tasked with providing the range of services integral to maintaining the City's infrastructure. Administration, planning, maintenance, construction management and technical engineering all fall under the umbrella of the department's responsibilities, including distribution of billions of gallons of water, and maintenance of over 16,000 miles of streets.

Year to date in As of Sep 30, 2023, Fiscal Year 2024, HPW awarded \$239,908,348, of which \$59,086,058 was awarded to certified firms, accounting for 24.6% utilization over all awards. However, from this amount, \$35,936,268 was either exempt from MWBE goals, granted a waiver, or non goal-oriented. From the remaining \$203,972,082, the department registered 25.0% utilization by awarding a total of \$51,011,720 to certified firms.

**FY2024 Dollars Awarded**

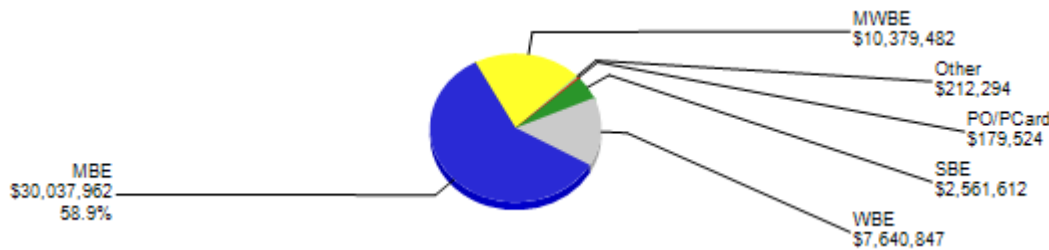
	A	B	C=A+B	D=B/C
Contract Type <sup>1</sup>	Non MWSBE Amount	MWSBE Amount	Total Amount Awarded	MWSBE %
Construction	\$95,478,861	\$33,718,121	\$129,196,982	26.1%
Professional Services	\$17,089,579	\$13,839,874	\$30,929,453	44.7%
Goods & Services	\$40,391,921	\$3,453,726	\$43,845,647	7.9%
<b>Total</b>	<b>\$152,960,361</b>	<b>\$51,011,720</b>	<b>\$203,972,082</b>	<b>25.0%</b>
Exempt Contracts	\$9,606,143	\$0	\$9,606,143	0.0%
Waiver Contracts	\$18,161,240	\$8,074,338	\$26,235,579	30.8%
Non-Goal-Oriented	\$94,547	\$0	\$94,547	0.0%
<b>Grand Total</b>	<b>\$180,822,291</b>	<b>\$59,086,058</b>	<b>\$239,908,348</b>	<b>24.6%</b>

**FY2024 MWSBE Awards by Vendor Type**

	A	B	C=A/Grand Total
Vendor Type	Non MWSBE	MWSBE	Total Award
Prime	\$150,130,586	\$14,292,083	\$164,422,669
Prime Self Performing		\$1,395,001	\$1,395,001
SubContractor	\$1,500,000	\$35,145,113	\$36,645,113
PO/PCard	\$1,329,775	\$179,524	\$1,509,299
<b>Total Award</b>	<b>\$152,960,361</b>	<b>\$51,011,720</b>	<b>\$203,972,082</b>

\* PO/PCards do not require the vendor type designated.

**Awards by Certification Type**



\* PO/PCards do not require that certification type be designated at the time of purchase

**FY2024 MWSBE Awards by Ethnicity**

	Asian	Black	Caucasian Women	Hispanic	Native American	Non-minority Male	Other	Total
Count of Amount	45	46	19	68	2	9	5	194
Sum of Amount	\$9,441,821	\$14,131,752	\$2,431,056	\$24,033,245	\$42,104	\$719,448	\$212,294	\$51,011,720
Percentage	18.5%	27.7%	4.8%	47.1%	0.1%	1.4%	0.4%	100.0%

\* The count in each chart represents the number of awards. The percentage represents the portion of dollars awarded to certified firms compared to the total dollar amount awarded to all certified firms.

Planning & Development Department

Details by Department

7/1/2023-9/30/2023

The Planning and Development Department's (P&D) mission is to grow and preserve Houston's diverse communities to create a resilient city.

Year to date in As of Sep 30, 2023, Fiscal Year 2024, PD awarded \$83,118, of which \$2,000 was awarded to certified firms, accounting for 2.4% utilization over all awards. However, from this amount, \$0 was either exempt from MWBE goals, granted a waiver, or non goal-oriented. From the remaining \$83,118, the department registered 2.4% utilization by awarding a total of \$2,000 to certified firms.

**FY2024 Dollars Awarded**

Contract Type1	A	B	C=A+B	D=B/C
	Non MWSBE Amount	MWSBE Amount	Total Amount Awarded	MWSBE %
Construction	\$0	\$0	\$0	0.0%
Professional Services	\$0	\$0	\$0	0.0%
Goods & Services	\$81,118	\$2,000	\$83,118	2.4%
<b>Total</b>	<b>\$81,118</b>	<b>\$2,000</b>	<b>\$83,118</b>	<b>2.4%</b>
Exempt Contracts	\$0	\$0	\$0	0.0%
Waiver Contracts	\$0	\$0	\$0	0.0%
Non-Goal-Oriented	\$0	\$0	\$0	0.0%
<b>Grand Total</b>	<b>\$81,118</b>	<b>\$2,000</b>	<b>\$83,118</b>	<b>2.4%</b>

**FY2024 MWSBE Awards by Vendor Type**

Vendor Type	A	B	C=A/Grand Total	
	Non MWSBE	MWSBE	Total Award	Percent (%)
PO/PCard	\$81,118	\$2,000	\$83,118	2.4%
<b>Total Award</b>	<b>\$81,118</b>	<b>\$2,000</b>	<b>\$83,118</b>	<b>2.4%</b>

\* PO/PCards do not require the vendor type designated.

**Awards by Certification Type**



\* PO/PCards do not require that certification type be designated at the time of purchase

**FY2024 MWSBE Awards by Ethnicity**

	Caucasian Women	Total
Count of Amount	1	1
Sum of Amount	\$2,000	\$2,000
Percentage	100.0%	100.0%

\* The count in each chart represents the number of awards. The percentage represents the portion of dollars awarded to certified firms compared to the total dollar amount awarded to all certified firms.

Solid Waste Management Department

Details by Department

7/1/2023-9/30/2023

The Solid Waste Management Department (SWMD) provides solid waste services to Houstonians through the collection, disposal, and recycling of discarded material in an efficient and environmentally cost effective manner. The department is responsible for solid waste services to over 423,000 households (of which 376,820 homes are directly serviced by the department).

Year to date in As of Sep 30, 2023, Fiscal Year 2024, SWD awarded \$13,765,870, of which \$2,999,310 was awarded to certified firms, accounting for 21.8% utilization over all awards. However, from this amount, \$13,644,672 was either exempt from MWBE goals, granted a waiver, or non goal-oriented. From the remaining \$121,198, the department registered 3.4% utilization by awarding a total of \$4,110 to certified firms.

**FY2024 Dollars Awarded**

	A	B	C=A+B	D=B/C
Contract Type1	Non MWSBE Amount	MWSBE Amount	Total Amount Awarded	MWSBE %
Construction	\$0	\$0	\$0	0.0%
Professional Services	\$0	\$0	\$0	0.0%
Goods & Services	\$117,088	\$4,110	\$121,198	3.4%
<b>Total</b>	<b>\$117,088</b>	<b>\$4,110</b>	<b>\$121,198</b>	<b>3.4%</b>
Exempt Contracts	\$0	\$0	\$0	0.0%
Waiver Contracts	\$10,649,472	\$2,995,200	\$13,644,672	22.0%
Non-Goal-Oriented	\$0	\$0	\$0	0.0%
<b>Grand Total</b>	<b>\$10,766,560</b>	<b>\$2,999,310</b>	<b>\$13,765,870</b>	<b>21.8%</b>

**FY2024 MWSBE Awards by Vendor Type**

	A	B	C=A/Grand Total	
Vendor Type	Non MWSBE	MWSBE	Total Award	Percent (%)
PO/PCard	\$117,088	\$4,110	\$121,198	3.4%
<b>Total Award</b>	<b>\$117,088</b>	<b>\$4,110</b>	<b>\$121,198</b>	<b>3.4%</b>

\* PO/PCards do not require the vendor type designated.

**Awards by Certification Type**



\* PO/PCards do not require that certification type be designated at the time of purchase

**FY2024 MWSBE Awards by Ethnicity**

	Asian	Total
Count of Amount	1	1
Sum of Amount	\$4,110	\$4,110
Percentage	100.0%	100.0%

\* The count in each chart represents the number of awards. The percentage represents the portion of dollars awarded to certified firms compared to the total dollar amount awarded to all certified firms.

Housing and Community Development Department

Details by Department

7/1/2023-9/30/2023

The City of Houston's Housing and Community Development Department (HCDD) provides the leadership and financing to make affordable housing and neighborhood revitalization happen in Houston. Currently, the Department administers over \$100 million dollars annually in various federal, state and local programs. From investing in neighborhood parks, multifamily communities and economic development, to providing first-time homebuyer assistance and funds to serve the homeless, elderly and disabled — HCDD works to improve the quality of life for Houston's neighborhoods and families.

Year to date in As of Sep 30, 2023, Fiscal Year 2024, HCD awarded \$27,540,932, of which \$5,131,133 was awarded to certified firms, accounting for 18.6% utilization over all awards. However, from this amount, \$16,091,876 was either exempt from MWBE goals, granted a waiver, or non goal-oriented. From the remaining \$11,449,056, the department registered 44.8% utilization by awarding a total of \$5,131,133 to certified firms.

FY2024 Dollars Awarded

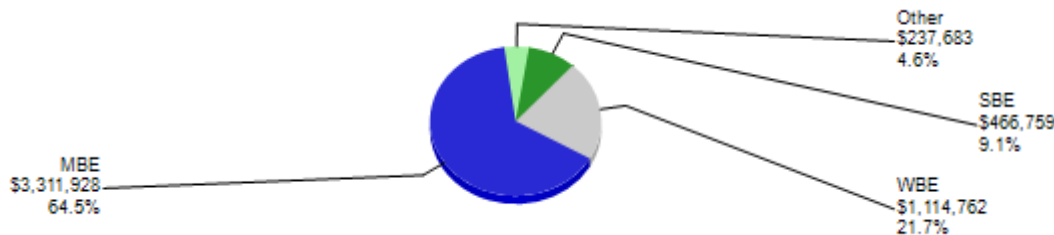
Contract Type1	A	B	C=A+B	D=B/C
	Non MWSBE Amount	MWSBE Amount	Total Amount Awarded	MWSBE %
Construction	\$6,288,796	\$5,131,133	\$11,419,929	44.9%
Professional Services	\$0	\$0	\$0	0.0%
Goods & Services	\$29,127	\$0	\$29,127	0.0%
<b>Total</b>	<b>\$6,317,923</b>	<b>\$5,131,133</b>	<b>\$11,449,056</b>	<b>44.8%</b>
Exempt Contracts	\$16,091,876	\$0	\$16,091,876	0.0%
Waiver Contracts	\$0	\$0	\$0	0.0%
Non-Goal-Oriented	\$0	\$0	\$0	0.0%
<b>Grand Total</b>	<b>\$22,409,800</b>	<b>\$5,131,133</b>	<b>\$27,540,932</b>	<b>18.6%</b>

FY2024 MWSBE Awards by Vendor Type

Vendor Type	A	B	C=A/Grand Total	
	Non MWSBE	MWSBE	Total Award	Percent (%)
Prime	\$4,594,504	\$876,194	\$5,470,698	7.7%
SubContractor	\$1,694,292	\$4,254,939	\$5,949,230	37.2%
PO/PCard	\$29,127	\$0	\$29,127	0.0%
<b>Total Award</b>	<b>\$6,317,923</b>	<b>\$5,131,133</b>	<b>\$11,449,056</b>	<b>44.8%</b>

\* PO/Pcards do not require the vendor type designated.

Awards by Certification Type



\* PO/Pcards do not require that certification type be designated at the time of purchase

FY2024 MWSBE Awards by Ethnicity

	Asian	Black	Caucasian Women	Hispanic	Non-minority Male	Other	Total
Count of Amount	2	11	4	15	8	2	42
Sum of Amount	\$40,657	\$2,656,317	\$115,991	\$1,638,270	\$442,216	\$237,683	\$5,131,133
Percentage	0.8%	51.8%	2.3%	31.9%	8.6%	4.6%	100.0%

\* The count in each chart represents the number of awards. The percentage represents the portion of dollars awarded to certified firms compared to the total dollar amount awarded to all certified firms.

Houston Health Department

Details by Department

7/1/2023-9/30/2023

The Houston Health Department (HHD) provides traditional public health services and seeks to use innovative methods to meet the community's present and future needs. The department conducts numerous projects, one of which is the AIM project, whereby HHD employees go door-to-door in selected neighborhoods performing assessments, linking residents to services and providing immediate follow-up. The department also partners with nonprofit health centers and hospital district primary care clinics to enhance access to services for residents and improve the City's health profile.

Year to date in As of Sep 30, 2023, Fiscal Year 2024, HHD awarded \$14,430,909, of which \$122,176 was awarded to certified firms, accounting for 0.8% utilization over all awards. However, from this amount, \$14,198,092 was either exempt from MWBE goals, granted a waiver, or non goal-oriented. From the remaining \$232,816, the department registered 31.0% utilization by awarding a total of \$72,176 to certified firms.

**FY2024 Dollars Awarded**

	A	B	C=A+B	D=B/C
Contract Type1	Non MWSBE Amount	MWSBE Amount	Total Amount Awarded	MWSBE %
Construction	\$0	\$0	\$0	0.0%
Professional Services	\$0	\$0	\$0	0.0%
Goods & Services	\$160,641	\$72,176	\$232,816	31.0%
<b>Total</b>	<b>\$160,641</b>	<b>\$72,176</b>	<b>\$232,816</b>	<b>31.0%</b>
Exempt Contracts	\$5,848,957	\$50,000	\$5,898,957	0.8%
Waiver Contracts	\$8,299,135	\$0	\$8,299,135	0.0%
Non-Goal-Oriented	\$0	\$0	\$0	0.0%
<b>Grand Total</b>	<b>\$14,308,732</b>	<b>\$122,176</b>	<b>\$14,430,909</b>	<b>0.8%</b>

**FY2024 MWSBE Awards by Vendor Type**

	A	B	C=A/Grand Total	
Vendor Type	Non MWSBE	MWSBE	Total Award	Percent (%)
PO/Pcard	\$160,641	\$72,176	\$232,816	31.0%
<b>Total Award</b>	<b>\$160,641</b>	<b>\$72,176</b>	<b>\$232,816</b>	<b>31.0%</b>

\* PO/Pcards do not require the vendor type designated.

**Awards by Certification Type**



\* PO/Pcards do not require that certification type be designated at the time of purchase

**FY2024 MWSBE Awards by Ethnicity**

	Black	Caucasian Women	Hispanic	Total
Count of Amount	1	1	1	3
Sum of Amount	\$28,000	\$426	\$43,750	\$72,176
Percentage	38.8%	0.6%	60.6%	100.0%

\* The count in each chart represents the number of awards. The percentage represents the portion of dollars awarded to certified firms compared to the total dollar amount awarded to all certified firms.

Houston Parks and Recreation Department

Details by Department

7/1/2023-9/30/2023

The Houston Parks and Recreation Department (HPARD) stewards & manages over 37,832 acres of parkland & greenspace for the City of Houston; develops & implements recreational programming for citizens of all abilities; maintains greenspace for the Houston Public Library and the Houston Health Department and manages all PRD facilities.

Year to date in As of Sep 30, 2023, Fiscal Year 2024, PRD awarded \$1,361,208, of which \$733,946 was awarded to certified firms, accounting for 53.9% utilization over all awards. However, from this amount, \$643,467 was either exempt from MWBE goals, granted a waiver, or non goal-oriented. From the remaining \$717,741, the department registered 19.6% utilization by awarding a total of \$140,503 to certified firms.

FY2024 Dollars Awarded

	A	B	C=A+B	D=B/C
Contract Type1	Non MWSBE Amount	MWSBE Amount	Total Amount Awarded	MWSBE %
Construction	\$0	\$0	\$0	0.0%
Professional Services	\$0	\$0	\$0	0.0%
Goods & Services	\$577,238	\$140,503	\$717,741	19.6%
<b>Total</b>	<b>\$577,238</b>	<b>\$140,503</b>	<b>\$717,741</b>	<b>19.6%</b>
Exempt Contracts	\$0	\$593,443	\$593,443	100.0%
Waiver Contracts	\$50,024	\$0	\$50,024	0.0%
Non-Goal-Oriented	\$0	\$0	\$0	0.0%
<b>Grand Total</b>	<b>\$627,262</b>	<b>\$733,946</b>	<b>\$1,361,208</b>	<b>53.9%</b>

FY2024 MWSBE Awards by Vendor Type

	A	B	C=A/Grand Total	
Vendor Type	Non MWSBE	MWSBE	Total Award	Percent (%)
PO/PCard	\$577,238	\$140,503	\$717,741	19.6%
<b>Total Award</b>	<b>\$577,238</b>	<b>\$140,503</b>	<b>\$717,741</b>	<b>19.6%</b>

\* PO/PCards do not require the vendor type designated.

Awards by Certification Type



\* PO/PCards do not require that certification type be designated at the time of purchase

FY2024 MWSBE Awards by Ethnicity

	Asian	Black	Caucasian Women	Total
Count of Amount	1	1	1	3
Sum of Amount	\$49,999	\$48,236	\$42,268	\$140,503
Percentage	35.6%	34.3%	30.1%	100.0%

\* The count in each chart represents the number of awards. The percentage represents the portion of dollars awarded to certified firms compared to the total dollar amount awarded to all certified firms.



Houston Public Library  
**Details by Department**  
**7/1/2023-9/30/2023**

The Houston Public Library (HPL) serves a population of 2.1 million over 634 square miles. HPL includes the Central Library, 3 Special Collection Libraries including the Houston Metropolitan Research Center, the Clayton Center for Genealogical Research, and the African-American Library at the Gregory School, 4 Regional Libraries, 31 Neighborhood Libraries, 4 Express Libraries, 1 Mobile express Library, and 1 Satellite Library.

Year to date in As of Sep 30, 2023, Fiscal Year 2024, HPL awarded \$1,826,604, of which \$388,072 was awarded to certified firms, accounting for 21.2% utilization over all awards. However, from this amount, \$59,660 was either exempt from MWBE goals, granted a waiver, or non goal-oriented. From the remaining \$1,766,944, the department registered 22.0% utilization by awarding a total of \$388,072 to certified firms.

**FY2024 Dollars Awarded**

	A	B	C=A+B	D=B/C
Contract Type <sup>1</sup>	Non MWSBE Amount	MWSBE Amount	Total Amount Awarded	MWSBE %
Construction	\$0	\$0	\$0	0.0%
Professional Services	\$1,024,905	\$379,074	\$1,403,979	27.0%
Goods & Services	\$353,967	\$8,998	\$362,965	2.5%
<b>Total</b>	<b>\$1,378,872</b>	<b>\$388,072</b>	<b>\$1,766,944</b>	<b>22.0%</b>
Exempt Contracts	\$59,660	\$0	\$59,660	0.0%
Waiver Contracts	\$0	\$0	\$0	0.0%
Non-Goal-Oriented	\$0	\$0	\$0	0.0%
<b>Grand Total</b>	<b>\$1,438,532</b>	<b>\$388,072</b>	<b>\$1,826,604</b>	<b>21.2%</b>

**FY2024 MWSBE Awards by Vendor Type**

	A	B	C=A/Grand Total	
Vendor Type	Non MWSBE	MWSBE	Total Award	Percent (%)
Prime	\$1,024,905		\$1,024,905	0.0%
SubContractor		\$379,074	\$379,074	21.5%
PO/PCard	\$353,967	\$8,998	\$362,965	0.5%
<b>Total Award</b>	<b>\$1,378,872</b>	<b>\$388,072</b>	<b>\$1,766,944</b>	<b>22.0%</b>

\* PO/Pcards do not require the vendor type designated.

**Awards by Certification Type**



\* PO/Pcards do not require that certification type be designated at the time of purchase

**FY2024 MWSBE Awards by Ethnicity**

	Asian	Black	Other	Total
Count of Amount	1	2	1	4
Sum of Amount	\$3,689	\$5,309	\$379,074	\$388,072
Percentage	1.0%	1.4%	97.7%	100.0%

\* The count in each chart represents the number of awards. The percentage represents the portion of dollars awarded to certified firms compared to the total dollar amount awarded to all certified firms.

Houston Fire Department

Details by Department

7/1/2023-9/30/2023

The Houston Fire Department (HFD) is the third largest fire department in the United States and is responsible for preserving life and property to a population of more than 2 million in an area totaling 654 square miles. While the department provides crucial services such as prevention and enforcement, public education, pre-hospital emergency care and transportation, and fire control, their responsibilities are constantly evolving; hazardous materials removal, technical rescue, tactical medicine, swift water rescue, and social service calls are also services the department undertakes.

Year to date in As of Sep 30, 2023, Fiscal Year 2024, HFD awarded \$28,998,132, of which \$483,014 was awarded to certified firms, accounting for 1.7% utilization over all awards. However, from this amount, \$28,830,922 was either exempt from MWBE goals, granted a waiver, or non goal-oriented. From the remaining \$167,209, the department registered 25.7% utilization by awarding a total of \$42,994 to certified firms.

**FY2024 Dollars Awarded**

	A	B	C=A+B	D=B/C
Contract Type1	Non MWSBE Amount	MWSBE Amount	Total Amount Awarded	MWSBE %
Construction	\$0	\$0	\$0	0.0%
Professional Services	\$0	\$0	\$0	0.0%
Goods & Services	\$124,215	\$42,994	\$167,209	25.7%
<b>Total</b>	<b>\$124,215</b>	<b>\$42,994</b>	<b>\$167,209</b>	<b>25.7%</b>
Exempt Contracts	\$130,375	\$0	\$130,375	0.0%
Waiver Contracts	\$28,260,528	\$440,020	\$28,700,547	1.5%
Non-Goal-Oriented	\$0	\$0	\$0	0.0%
<b>Grand Total</b>	<b>\$28,515,117</b>	<b>\$483,014</b>	<b>\$28,998,132</b>	<b>1.7%</b>

**FY2024 MWSBE Awards by Vendor Type**

	A	B	C=A/Grand Total	
Vendor Type	Non MWSBE	MWSBE	Total Award	Percent (%)
PO/PCard	\$124,215	\$42,994	\$167,209	25.7%
<b>Total Award</b>	<b>\$124,215</b>	<b>\$42,994</b>	<b>\$167,209</b>	<b>25.7%</b>

\* PO/Pcards do not require the vendor type designated.

**Awards by Certification Type**



\* PO/Pcards do not require that certification type be designated at the time of purchase

**FY2024 MWSBE Awards by Ethnicity**

	Asian	Total
Count of Amount	1	1
Sum of Amount	\$42,994	\$42,994
Percentage	100.0%	100.0%

\* The count in each chart represents the number of awards. The percentage represents the portion of dollars awarded to certified firms compared to the total dollar amount awarded to all certified firms.

Houston Police Department

Details by Department

7/1/2023-9/30/2023

Staffed with 5,248 sworn police officers and more than 1,287 civilian employees, the Houston Police Department (HPD) is the fifth largest police agency in the United States. The department's divisions include: Auto Theft, Robbery, Special Operations, and Vice.

Year to date in As of Sep 30, 2023, Fiscal Year 2024, HPD awarded \$6,629,338, of which \$85,360 was awarded to certified firms, accounting for 1.3% utilization over all awards. However, from this amount, \$6,324,158 was either exempt from MWBE goals, granted a waiver, or non goal-oriented. From the remaining \$305,180, the department registered 7.1% utilization by awarding a total of \$21,760 to certified firms.

**FY2024 Dollars Awarded**

Contract Type1	A	B	C=A+B	D=B/C
	Non MWSBE Amount	MWSBE Amount	Total Amount Awarded	MWSBE %
Construction	\$0	\$0	\$0	0.0%
Professional Services	\$0	\$0	\$0	0.0%
Goods & Services	\$283,420	\$21,760	\$305,180	7.1%
<b>Total</b>	<b>\$283,420</b>	<b>\$21,760</b>	<b>\$305,180</b>	<b>7.1%</b>
Exempt Contracts	\$289,808	\$0	\$289,808	0.0%
Waiver Contracts	\$5,970,750	\$0	\$5,970,750	0.0%
Non-Goal-Oriented	\$0	\$63,600	\$63,600	100.0%
<b>Grand Total</b>	<b>\$6,543,978</b>	<b>\$85,360</b>	<b>\$6,629,338</b>	<b>1.3%</b>

**FY2024 MWSBE Awards by Vendor Type**

Vendor Type	A	B	C=A/Grand Total
	Non MWSBE	MWSBE	Total Award
PO/PCard	\$283,420	\$21,760	\$305,180
<b>Total Award</b>	<b>\$283,420</b>	<b>\$21,760</b>	<b>\$305,180</b>

\* PO/PCards do not require the vendor type designated.

**Awards by Certification Type**



\* PO/PCards do not require that certification type be designated at the time of purchase

**FY2024 MWSBE Awards by Ethnicity**

	Asian	Caucasian Women	Total
Count of Amount	1	1	2
Sum of Amount	\$17,275	\$4,485	\$21,760
Percentage	79.4%	20.6%	100.0%

\* The count in each chart represents the number of awards. The percentage represents the portion of dollars awarded to certified firms compared to the total dollar amount awarded to all certified firms.

**FY2024 YTD Contracts Determined Exempt by Departments with Council Approval\***

Dept	Justification	Contract Title	Amount
DON	Unspecified	AWD - Mowing and Debris Removal	\$50,000
DON	Unspecified	AWD - Mowing and Debris Removal	\$50,000
DON	Unspecified	AWD - Mowing and Debris Removal - SPD-JBG-07052023-004	\$50,000
DON	Unspecified	AWD Mowing and Debris Removal	\$50,000
FMD	Unspecified	AWD - Automotive, Equipment & Parts - EPO# SPD-JBG-07142023-004	\$50,000
FMD	Unspecified	AWD - Automotive, Equipment, & Parts - EPO# SPD-JBG-07142023-005	\$50,000
FMD	Unspecified	AWD- Vehicle Parts and Service - EPO# SPD-JBG-09082023-001	\$50,000
GSD	Below Contract Dollar Threshold	Hermann Park Dog Park – Water and Electrical Utilities-WBS No. F-000788-0004-4	\$660,000
HAS	Emergency	Engineering Materials Testing & Inspections for HAS Projects	\$800,000
HAS	Federal / State Funds – No Goal	Public WIFI and Data Network Maintenance and Support Services-S19-L32555	\$3,073,955
HAS	Unspecified	2023- Mayor Summer Jobs Program	\$50,000
HAS	Unspecified	AWD - Door Repair	\$50,000
HAS	Unspecified	AWD - Safety Shoes	\$50,000
HAS	Unspecified	AWD - Service for Bluewave Supplier	\$50,000
HAS	Unspecified	AWD - Software Maintenance	\$50,000
HCD	Below Contract Dollar Threshold	H.E.A.R.T. Workforce Training Center	\$790,416
HCD	Federal / State Funds – No Goal	Brown Croft Townhomes & Schroeder Townhomes	\$2,444,000
HCD	Federal / State Funds – No Goal	Fulton Crossing & Erin Park	\$5,200,000
HCD	Federal / State Funds – No Goal	Garver Heights and Zuri Gardens	\$3,100,000
HCD	Federal / State Funds – No Goal	Heart of Houston CDC Developer Agreement for Single Family Homes	\$3,100,000
HCD	Federal / State Funds – No Goal	Housing Navigation Center Operations	\$474,498
HCD	Federal / State Funds – No Goal	Subrecipient Agreement between City of Houston and LONE STAR COLLEGE SYSTEM to provide Department of Labor – Community Project Funding Funds for the Empowering Solar Jobs Program	\$290,794
HCD	Federal / State Funds – No Goal	Subrecipient Agreement for the administration and operation of Project Access, a Homeless Transportation Program to provide homeless persons with access to essential health and social resources	\$250,000
HCD	Federal / State Funds – No Goal	Subrecipient Agreement to provide the administration and operation of the Housing Entrepreneurial and Readiness Training (H.E.A.R.T.) Program, a Job Training Program for developmentally disabled low- and moderate-income adults	\$250,000

HCD	Federal / State Funds – No Goal	Subrecipient Agreement to provide up to \$1,100,000.00 in (ESG-CV) Funds to provide Housing and Supportive Services to a minimum of 30 unduplicated individuals experiencing homelessness	\$51,895
HCD	Federal / State Funds – No Goal	Subrecipient Agreement with SEARCH HOMELESS SERVICES to provide HOPWA Funds for the administration and operation of a Childcare Services Program with Supportive Services for families living with AIDS/HIV	\$140,273
HCD	Loan	Light Rail Lofts	\$0
HEC	Federal / State Funds – No Goal	Disaster Clean-up and Recovery	\$353,618
HFD	Below Contract Dollar Threshold	Purchase of Fire Boots-P15-E32936	\$97,875
HFD	Pre-Award GFE	Emergency Medical Tracking System for the Houston Fire Department.	\$32,500
HHD	Federal / State Funds – No Goal	AWD- Professional Services for Advancing Equity and Outreach Services - E31186	\$4,884,660
HHD	Federal / State Funds – No Goal	Interlocal Agreement between City of Houston and HARRIS COUNTY on behalf of Harris County Public Health for support of Substance Abuse Prevention Activities by the Houston Health Department - ORD 2021-409 - 5-19-2021	\$614,297
HHD	Unspecified	AWD - Air Conditioning	\$50,000
HHD	Unspecified	AWD - Dental Services - SPD-JBG-09012023-001	\$50,000
HHD	Unspecified	AWD - Dental Services - SPD-JBG-09012023-002	\$50,000
HHD	Unspecified	AWD - Legal Services -	\$50,000
HHD	Unspecified	AWD- Advertising & Social Media Promotion	\$50,000
HHD	Unspecified	AWD- Caregiver Information Services/Evidence Base Interview - EPO# SPD-JBG-09012023-004	\$50,000
HHD	Unspecified	AWD- Moving & Storage -	\$50,000
HHD	Unspecified	AWD- Prescription Assistance - SPD-JBG-09012023-003	\$50,000
HPD	Below Contract Dollar Threshold	Purchase of a Generator and associated equipment	\$213,808
HPD	Below Contract Dollar Threshold	Purchase of two (2) Night Vision Binoculars for Public Safety and Homeland Security-S87-N32755	\$76,000
HPL	Below Contract Dollar Threshold	Purchase new Adobe Creative Cloud and Adobe Acrobat Pro Licenses, as well as renew existing licenses - P15-E32962	\$59,660
HPW	Below Contract Dollar Threshold	Purchase of a Pressure Pipe-P23 - E32979	\$56,208
HPW	Below Contract Dollar Threshold	Purchase of Pavement Markers	\$45,000
HPW	Below Contract Dollar Threshold	Purchase of Pressure Transmitters - I07044	\$12,729
HPW	Below Contract Dollar Threshold	Repair Clamps-P23-E32870	\$92,660
HPW	Federal / State Funds – No Goal	Design and Construction of Walnut Bend Lane Project-WBS No(s). N-MD0450-0003-7, S-000500-0307-7, R-000500-0307-7	\$3,040,653
HPW	Federal / State Funds – No Goal	Improvements to FM 526 from Nola Court to IH-10 - WBS No(s): N-TX0526-0001-7	\$100
HPW	Federal / State Funds – No Goal	THE TEXAS DEPARTMENT OF TRANSPORTATION for Bridge Replacement or Rehabilitation Off the State System, for Enid Street at Little White Oak Bayou (WBS# N-140012-0001-7, N-140011-0001-7, N-140013-0001-7, N-240009-0001-7)	\$187,000

HPW	Federal / State Funds – No Goal	Water Resource Investigations	\$6,121,793
HPW	Unspecified	AWD - Professional Legal Services -	\$50,000
LGL	Unspecified	AWD - Court Reporting Services	\$50,000
LGL	Unspecified	AWD - Legal Services	\$50,000
LGL	Unspecified	AWD-Professional Legal Services	\$50,000
MYR	Interlocal Agreement	Repair/Replacement of Decorative Lights on Southwest Freeway Bridges in the Downtown Corridor -	\$2,660,000
PRD	Below Contract Dollar Threshold	Evella Park- WBS No: F-000792-0001-4	\$323,943
PRD	Below Contract Dollar Threshold	Sagemont Community Center for Site Grading and Gymnasium Floor Replacement Hurricane Harvey Project-WBS No. F-HAR004-0001-4	\$269,500
<b>Total</b>			<b>\$40,967,836</b>

\*These contracts were not reviewed or approved by OBO



**FY2024 Citywide Contracts with Waivers**

<b>Dept</b>	<b>Justification</b>	<b>Contract Title</b>	<b>Amount</b>
ARA	Specialized and/or Technical	Records Storage and Imaging Services	\$262,396
FIN	Sole Source	Info Master Services Agreement to provide Infor Public Sector (IPS) and Enterprise Asset Management (EAM) Software Suites, and Professional Services for Various Departments. S36-H26262	\$5,485,862
FIN	Sole Source	Sole Source Contract for Maintenance and Repair Services on Stryker Stretcher Cots for the Houston Fire Department;	\$239,796
FIN	Specialized and/or Technical	Professional Services Contract to provide Art Related Services for the management of the City's Traffic Signal Control Cabinet Mural Program	\$395,000
FMD	Drop Shipment	AWD - Purchase Global R4 Air Sweepers Replacement Parts and Repair Services - S64-E32814	\$1,704,951
FMD	Drop Shipment	Purchase Replacement Parts and Repair Services for Water and Wastewater Pumps and Motors-	\$347,210
FMD	Emergency	Emergency Purchase of Automotive Lubricant Services-E32931	\$208,059
FMD	Emergency	Emergency Purchase Orders for Services and Repairs - E32984	\$150,000
FMD	Emergency	Emergency Repairs for Ambulance Module Refurbishing and Remodeling Services	\$565,299
GSD	Drop Shipment	Purchase of an IMOC (Interagency Marine Operations Center) Phase II Boat House and associated equipment-E32954	\$154,931
GSD	Drop Shipment	Purchase of Modular Building Replacements for Fire Station 101-P13-E32863	\$215,356
GSD	Emergency	Non-Hazardous Waste Collection, Transportation, and Disposal Services for Various Departments-E32898	\$501,423
HAS	Non-Divisible	Seventeen (17) Hybrid Electric Ford F-150 Pick-up Trucks on behalf of Various Departments -E32952	\$705,560
HFD	Drop Shipment	Medical, Dental, Ambulatory Supplies and Pharmaceuticals for Various Departments-S05-S32337	\$27,223,906
HFD	Drop Shipment	Purchase and Outfitting of one (1) GMC 2500HD Truck-E32913	\$104,993
HFD	Emergency	Emergency Purchase of EMS Medical Supplies-E32927	\$523,254
HFD	Emergency	Emergency Purchase of one Mobile Stroke Ambulance Unit	\$848,395
HHD	Emergency	Emergency Purchase of Aging and Respite Care Support Services-E32964	\$75,000
HHD	Emergency	Purchase for Influenza (Flu) Vaccines for seniors ages 65 years and older and youth six months and older citizens for Harris County Area Agency	\$138,566
HHD	Non-Divisible	Community-Based HIV/STD Counseling, Testing Referral, and Linkage Services and HIV Health Education and Risk Reduction Services for the Houston Health Department. S69-T29052	\$1,202,610
HHD	Non-Divisible	Community-Based HIV/STD Counseling, Testing Referral, and Linkage Services for the Houston Health Department. S69-T29052	\$3,099,500
HHD	Non-Divisible	HIV Health Education and Risk Reduction Services for the Houston Health Department. S69-T29052	\$450,000
HHD	Non-Divisible	Routine/Opt-Out HIV Testing in Healthcare Settings for the Houston Health Department. S69-T29052	\$1,700,000
HHD	Sole Source	AWD - Essence for Syndromic Surveillance, Anomaly Detection, and Alerting System - E32935	\$816,729
HHD	Sole Source	AWD- Essence for Syndromic Surveillance, Anomaly Detection, and Alerting System for the Houston Health Department - -E32935	\$816,729



HITS	Non-Divisible	Purchase of an Enterprise Email Archival System - P10-E32966	\$2,244,136
HITS	Non-Divisible	Purchase of Microsoft Server Cloud Enrollment Licensing-P11-E32909	\$567,459
HITS	Non-Divisible	Purchase of Microsoft Unified Support Services supporting Microsoft products-	\$2,345,840
HPD	Drop Shipment	Fifty-two (52) Hybrid Electric Ford F-150 Pick-up Trucks-E32940	\$2,158,182
HPD	Drop Shipment	Purchase of M500 In-Car Video Systems - E33008	\$2,443,968
HPD	Drop Shipment	Purchase of Six Hybrid Toyota Sienna Vans-E32986	\$222,810
HPD	Non-Divisible	Purchase of a Quadraped Robot	\$246,120
HPD	Non-Divisible	Purchase of Nutanix NX Hardware and Software Support Services	\$337,514
HPD	Non-Divisible	Purchase, Removal and Installation of an Audio Controller Systems	\$111,673
HPD	Sole Source	Lease of two (2) Postage Meter Machines with two (2) Software Packages - E32975	\$310,933
HPD	Sole Source	Purchase of Forensic Investigative Software Subscription Renewal (Enterprise Crime Tracer)-P21-E32906	\$139,550
HPW	Drop Shipment	Furnish Chemical Tanks-P07-N32701	\$116,106
HPW	Drop Shipment	Purchase of Air Release Valves-P34-E32930	\$315,139
HPW	Drop Shipment	Purchase of Hybrid Maverick Trucks - P23-E32985	\$783,235
HPW	Drop Shipment	Purchase of Maintenance, Repair, Operating (MRO) Supplies and Equipment	\$11,871,719
HPW	Drop Shipment	Purchase of Pneumatic and Mud Valves-	\$217,897
HPW	Drop Shipment	Purchase of School Zone Traffic Parts-P23 - E32949	\$162,500
HPW	Emergency	Emergency Bridge Repair Services -P23-E32848	\$990,000
HPW	Emergency	Emergency Inspections of Manholes-P23-E32624	\$611,500
HPW	Emergency	Emergency Purchase of Chlorine for the Greater Northeast Houston Service Area	\$125,000
HPW	Emergency	Emergency Purchase of EMS Medical Supplies -E32927	\$754,861
HPW	Emergency	Emergency Purchase of four (4) Booster Pumps-P23-E32925	\$108,910
HPW	Emergency	Emergency Purchase of Water Sampling and Flushing of Drinking Water Dead End Lines Services -E32929	\$725,000
HPW	Emergency	Emergency Repairs to the Force Main at the Sims South Wastewater Treatment Plant-P23-E32915	\$175,000
HPW	Emergency	Emergency Repairs to the Traffic Signal Cables-E32878	\$101,088
HPW	Emergency	Emergency Repairs to Traffic Signal Poles-E32868	\$89,725
HPW	Emergency	Emergency Repairs to Traffic Signals-P23-E32917	\$777,510
HPW	Emergency	Purchase of Liquid Ammonium Sulfate	\$1,500,000
HPW	Federal / State Funds – No Goal	Gessner Road from north of Briar Forest to Richmond Avenue Project-WBS No. N-100017-0001-7	\$157,500
HPW	Federal / State Funds – No Goal	Purchase of SmartView Cameras and equipment-P24-E32953	\$124,704
HPW	Interlocal Agreement	Quiet Zones engineering services.	\$80,000
HPW	Non-Divisible	Traffic Control Networking Hardware, Software and Professional Services	\$5,391,016
HPW	Other	Mosely Road Pavement Rehabilitation, Stormwater and Drinking Water System Improvements-WBS No(s). N-T08000-0004-7, S-000521-0229-7	\$383,448
HPW	Sole Source	Purchase for InfoMaster and InfoWorks Modeling Software	\$274,067
HPW	Sole Source	Sole source purchase of Ebara Plug-In Power and Control Cables-P23-E32854	\$219,655

HPW	Sole Source	Sole Source, for Wholesale Water Provider Platform Solution and Related Services for Houston Public Works;S76-E29488	\$180,000
MYR	Drop Shipment	Purchase of Studio Lights and Lighting Equipment - E32911	\$177,891
MYR	Non-Divisible	Mobile Radiation Detector System for the Public Safety and Homeland Security	\$997,500
PRD	Federal / State Funds – No Goal	International Management District Bikeways Project-WBS No. F-000782-0001-3; CSJ# 0912-72-398	\$50,024
SWD	Drop Shipment	Purchase of Four (4) Rear Loader LET 2-46 Refuse Trucks-E32981	\$1,269,284
SWD	Drop Shipment	Purchase of Nineteen (19) 33-Yard Automated Side-loading Refuse Trucks	\$7,636,613
SWD	Drop Shipment	Purchase Orders for Waste Carts, Recycling Carts, and related products-E32386 (2of2)	\$1,156,575
SWD	Emergency	Emergency Purchase of Illegal Dumping Debris Removal Services	\$2,995,200
SWD	Other	Compromise, Settlement and Release Agreement	\$587,000
<b>Total</b>			<b>\$100,169,376</b>



**FY2024 YTD Contracts Determined Exempt by Departments with Council Approval\***

Justification	Count	Amount
Unspecified	24	\$1,200,000
Pre-Award GFE	1	\$32,500
Interlocal Agreement	1	\$2,660,000
Federal / State Funds – No Goal	18	\$33,577,536
Emergency	1	\$800,000
Below Contract Dollar Threshold	12	\$2,697,799
<b>Total</b>	<b>58</b>	<b>\$40,967,836</b>
*These contracts were not reviewed or approved by OBO		

**Contracts with Waivers**

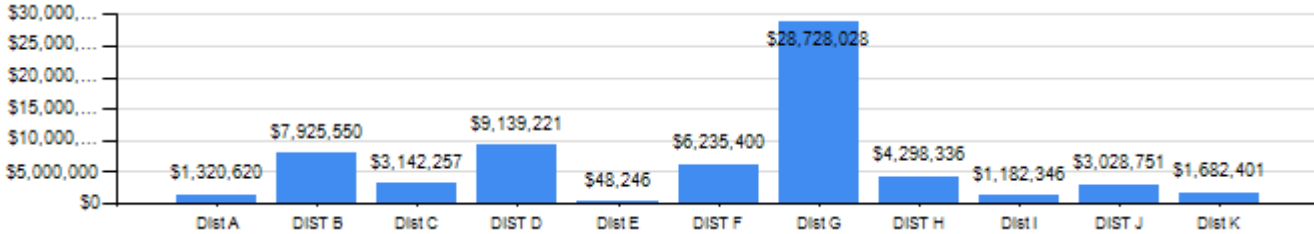
Justification	Count	Amount
Specialized and/or Technical	2	\$657,396
Sole Source	9	\$8,483,322
Other	2	\$970,448
Non-Divisible	13	\$19,398,927
Interlocal Agreement	1	\$80,000
Federal / State Funds – No Goal	3	\$332,228
Emergency	20	\$11,963,789
Drop Shipment	19	\$58,283,266
<b>Total</b>	<b>69</b>	<b>\$100,169,376</b>

Exempt Contracts	\$40,967,836
Waiver Contracts	\$100,169,376
<b>Total Exempt &amp; Waiver Contracts</b>	<b>\$141,137,211</b>

The City of Houston certifies businesses throughout a 10-county (Harris, Montgomery, San Jacinto, Liberty, Chambers, Galveston, Brazoria, Fort Bend, Waller, Austin) area. As such, this data does not show overall MWSBE participation.

**FY2024 Awarded Contracts to Certified Firms  
by Council District**

The charts below represent the amount awarded by Council District for certified firms only. The data includes construction contracts, professional services contracts, goods & services contracts, purchase order and Pcards. Exempt and non-goal-oriented contracts are excluded.



Dist A	DIST B	Dist C	DIST D	Dist E	DIST F	Dist G	DIST H	Dist I	DIST J	Dist K
\$1,320,620	\$7,925,550	\$3,142,257	\$9,139,221	\$48,246	\$6,235,400	\$28,728,028	\$4,298,336	\$1,182,346	\$3,028,751	\$1,682,401

Council District	Asian	Black	Caucasian Women	Hispanic	Native American	Non-minority Male	Other	Grand Total
Dist A	\$526,281	\$10,891	\$290,588	\$250,321	\$42,104	\$200,435	\$0	\$1,320,620
Dist B	\$27,767	\$1,383,347	\$4,134,441	\$2,320,033	\$0	\$59,963		\$7,925,550
DIST C	\$178,979	\$1,195,129	\$1,298	\$1,766,641		\$210		\$3,142,257
Dist D	\$273,005	\$1,520,275	\$700,000	\$6,645,941				\$9,139,221
Dist E	\$0	\$33,745	\$0	\$14,501				\$48,246
Dist F	\$2,145,911	\$1,398,186	\$142,500	\$2,548,803		\$0		\$6,235,400
Dist G	\$59,602	\$3,783,547	\$0	\$24,806,005		\$78,875		\$28,728,028
Dist H	\$1,712,767	\$10,396	\$302,390	\$2,210,622		\$62,161		\$4,298,336
DIST I		\$18,191	\$510,687	\$653,468				\$1,182,346
Dist J	\$1,389,646	\$1,241,201	\$42,904	\$355,000	\$0	\$0		\$3,028,751
Dist K		\$1,422,442	\$0	\$259,959				\$1,682,401
Non Council District	\$6,638,208	\$8,622,792	\$7,593,968	\$16,898,566	\$32,000	\$819,654		\$40,605,186
Other	\$381,310	\$0	\$21,142	\$208,155		\$5,448	\$13,608,127	\$14,224,182
<b>Grand Total</b>	<b>\$13,333,474</b>	<b>\$20,640,144</b>	<b>\$13,739,917</b>	<b>\$58,938,013</b>	<b>\$74,104</b>	<b>\$1,226,746</b>	<b>\$13,608,127</b>	<b>\$121,560,524</b>

Council District	Number of Certified firms	Number of Certified Firms With Contracts	Percentage	Council District	Female	Male	Grand Total
Dist A	312	17	5.4%	Dist A	\$788,254	\$532,366	\$1,320,620
Dist B	221	21	9.5%	DIST B	\$3,465,685	\$4,459,865	\$7,925,550
Dist C	312	17	5.4%	Dist C	\$2,692,521	\$449,736	\$3,142,257
Dist D	230	19	8.3%	Dist D	\$8,213,230	\$925,991	\$9,139,221
Dist E	94	7	7.4%	Dist E	\$41,844	\$6,402	\$48,246
Dist F	164	15	9.1%	Dist F	\$6,092,900	\$142,500	\$6,235,400
Dist G	291	14	4.8%	Dist G	\$235,223	\$28,492,805	\$28,728,028
Dist H	144	21	14.6%	DIST H	\$3,379,987	\$918,349	\$4,298,336
Dist I	196	9	4.6%	Dist I	\$671,659	\$510,687	\$1,182,346
Dist J	182	19	10.4%	Dist J	\$2,985,847	\$42,904	\$3,028,751
Dist K	201	9	4.5%	Dist K	\$1,667,401	\$15,000	\$1,682,401
Non Council District	3003	144	4.8%	Non Council District	\$24,320,911	\$16,284,275	\$40,605,186
Other				Other			\$14,224,182
<b>Grand Total</b>	<b>5350</b>	<b>312</b>	<b>5.8%</b>	<b>Grand Total</b>	<b>\$54,972,967</b>	<b>\$52,577,802</b>	<b>\$121,560,524</b>

**Historically Underutilized Businesses**

As stated in Administrative Policy 5-8 effective March 4, 2016, Bids must be solicited from at least two Historically Underutilized Businesses (HUBs) certified by the Office of Business Opportunity before any expenditure of more than \$3,000 but less than \$50,000 are made. This policy does not apply to Purchasing Cards (Pcard) transactions.

The following below reflects the awards to HUB for FY2024.

	Amount	Vendor	Percentage
<b>Hub</b>	\$ 328,553.55	9	5.6%
<b>Not Hub</b>	\$ 5,502,130.14	307	94.4%
<b>Total</b>	<b>\$ 5,830,683.69</b>	<b>316</b>	<b>100.0%</b>

**Appendix D  
FY2024  
Jul 01, 2023 - Sep 30, 2023**

**FY2024 Awarded Contracts with DBE Certified Firms**

The United States Department of Transportation requires recipients who receive more than \$250,000 in federal funds to establish a Disadvantaged Business Enterprise Plan and set participation goals on all federally-assisted projects as well as setting a triennial goal. On October 23, 2013, the Houston City Council approved a DBE Triennial Goal for the Houston Airport System of 29% for the participation of Disadvantaged Business Enterprises and 3.7% goal for the race/gender neutral component on all Houston Airport System contracts; funded (wholly or in part) by the U.S. Department of Transportation.

As of Sep 30, 2023, Fiscal Year 2024, DBE Certified Firms were utilized on a total of 3 contracts. The total amount awarded to these contracts was \$84,879,750. From that amount, DBE Certified firms were awarded \$29,883,698 for a combined participation of 35.2%.

**FY2024 Awards on DBE Contracts**

	<b>A</b>	<b>B</b>	<b>C=A+B</b>	<b>D=B/C</b>
<b>Contract Type</b>	<b>Non DBE Amount</b>	<b>DBE Amount</b>	<b>Total Amount Awarded</b>	<b>DBE %</b>
Construction	\$54,996,052	\$29,883,698	\$84,879,750	35.2%
Professional Services	\$0	\$0	\$0	0.0%
Goods & Services	\$0	\$0	\$0	0.0%
<b>Total</b>	<b>\$54,996,052</b>	<b>\$29,883,698</b>	<b>\$84,879,750</b>	<b>35.2%</b>
Exempt Contracts	\$0	\$0	\$0	0.0%
Waiver Contracts	\$0	\$0	\$0	0.0%
Non-Goal-Oriented	\$0	\$0	\$0	0.0%
<b>Grand Total</b>	<b>\$54,996,052</b>	<b>\$29,883,698</b>	<b>\$84,879,750</b>	<b>35.2%</b>

**Details of FY2024 Awards on DBE Contracts**

<b>Department</b>	<b>Goals</b>	<b>Num of Contract</b>	<b>Total Amount</b>
HAS	11.0%	1	\$42,690,000
HAS	13.0%	1	\$19,317,025
HAS	15.0%	1	\$22,872,725
<b>Grand Total</b>		<b>3</b>	<b>\$84,879,750</b>

**FY2024 DBE Awards on DBE Contracts by Ethnicity**

\* These Contracts were not included in the overall MWSBE Awards Summary for this Report.

**FY2024 ACDBE Concessions**

**Airport Concessions Disadvantaged Business Enterprise Program**

The City of Houston (City) has established an Airport Concessions Disadvantaged Business Enterprise (ACDBE) Program in accordance with regulations of the U.S. Department of Transportation (DOT), 49 CFR, Part 23. The City owns and operates three commercial airports in the Houston Airport System. Of these three, George Bush Intercontinental Airport/Houston (IAH) and William P. Hobby Airport (HOU) are primary airports. The City has received federal funds authorized for airport development after January 1988 authorized under Title 49 of the United States Code. The City has signed airport grant assurances that it will comply with 49 CFR, Part 23.

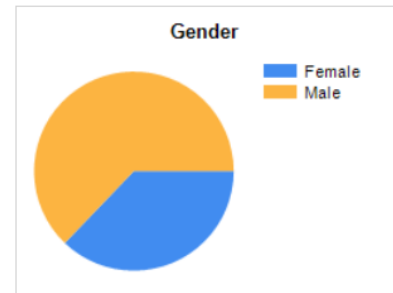
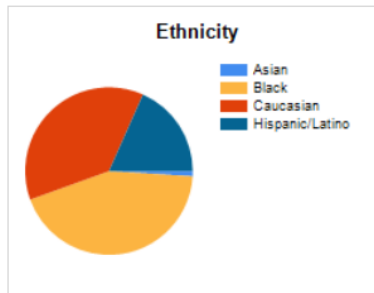
**ACDBE Triennial Goals**

The United States Department of Transportation requires recipients that receive more than \$250,000 in federal funds to establish an Airport Concession Disadvantaged Business Enterprise Plan and set Triennial Goals on projects that receive federal funds. The Houston Airport System receives Airport Improvement Program (AIP) Funds from the Federal Aviation Administration (FAA) in excess of this amount.

	A	B	C	D	E	F	G
<b>5. NON-CAR RENTAL CUMULATIVE ACDBE PARTICIPATION</b>	Total Dollars (Everyone)	Total Number (Everyone)	Total to ACDBEs (dollars) [E+F]	Total to ACDBEs (number)	Total to ACDBEs /Race Conscious (dollars)	Total to ACDBEs /Race Neutral (dollars)	Percentage of total dollars to ACDBEs [C/A]
Prime Concessions	\$25,957,628.30	187	\$9,932,500.45	139	\$7,804,095.61	\$2,128,404.00	74.77%
Subconcessions	\$2,109,489.12	70	\$1,618,932.63	50	\$1,248,175.59	\$370,757.00	153.98%
Management Contracts							
Goods and Services							0.00%
Total Cumulative Non-Car Rental ACDBE Participation	\$28,067,117.42	257	\$11,551,433.07	189	\$9,052,271.20	\$2,499,161.00	82.26%

Total Revenues	For Credit Revenues	For Credit %
\$28,067,117	\$11,551,433	41.16%

Ethnicity	For Credit \$	For Credit %
Asian	\$113,733	0.41%
Black	\$5,025,817	17.91%
Caucasian	\$4,292,077	15.29%
Hispanic/Latino	\$2,119,806	7.55%





## FY2024 LGBTBE

The City of Houston Certified Firm Directory includes LGBT Business Enterprises (LGBTBE) certified by the National LGBT Chamber of Commerce (NGLCC) through the NGLCC Supplier Diversity Initiative (SDI).

On March 4, 2021 Mayor Sylvester Turner signed an executive order calling for the inclusion of NGLCC LGBT Business Enterprise (Certified LGBTBE) suppliers among the City's pool of certified companies to ensure they have equitable access to contracting and procurement opportunities throughout the city. For LGBT citizens of Houston, this inclusive initiative provides fair and equal access to contracting opportunities and economic development programs that drive innovation, create jobs, and promote economic growth throughout the region.

This executive order makes Houston the first city in Texas, and one of the largest in the nation, to create an initiative to intentionally expand its inclusion of LGBT-owned businesses in municipal contracting and procurement opportunities. Coupled with the educational, mentorship, networking and access to capital programs offered by both the national and Houston chamber networks, business owners from across all diverse communities in the greater Houston region will see fresh opportunities to thrive.


The LGBTBE data is included in the certified directory. In order to determine the number of LGBTBE companies that have procurements it will have to be compared to the Contracts and PO files

As of Sep 30, 2023, Fiscal Year 2024, LGBTBE certified firms were awarded \$823.

Procurement Type	Dept	Count	Procurement Amount
Purchase Order	HR	HR	\$823.20
<b>Grant Total</b>		<b>1</b>	<b>\$823.20</b>

**Economic Impact**

The City of Houston spends billions of dollars to maintain and improve the City’s infrastructure, and provide services for the public. These dollars promote economic opportunity for Houston businesses and support job creation. The following provides a summary of the economic impact of hiring and supporting certified firms.



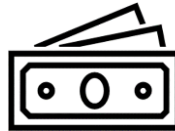
**371 Businesses**

YTD in 2024, the City hired 321 MBEs, WBEs, SBEs, PDBEs, DBEs, ACDBEs, HUB, and LGBTBE certified businesses.



**9K Jobs**

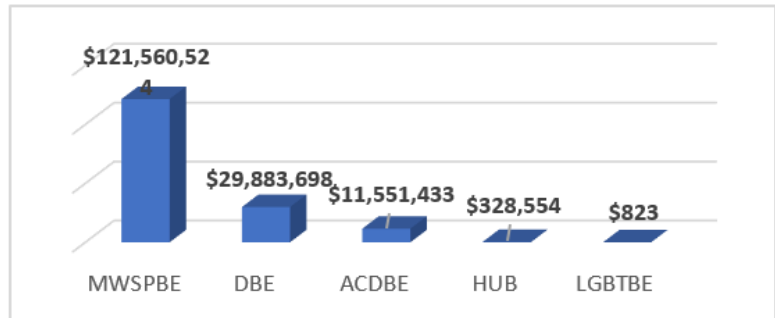
Out of 371 certified businesses, nine thousand jobs were supported.



**\$393M Revenue Generated**

Based on the data provided by each certified firm, on average these businesses generate \$393M dollars in revenue.

	<b>Contracts Awarded</b>	
MWSPBE	\$	121,560,524
DBE	\$	29,883,698
ACDBE	\$	11,551,433
HUB	\$	328,554
LGBTBE	\$	823
<b>Total Certified Awards</b>	<b>\$</b>	<b>163,325,032</b>



The City of Houston has spent over \$163 million dollars on contracts awarded to certified firms.



Educate. Connect. Grow.

Created by: Katrina Williams, OBO Systems and Data Analysis Manager

Co-Produced by:

Marsha E. Murray, OBO Director

J'Monte Hooey, OBO Contract Compliance Division Manager

Valencia Chatman-Moore, OBO Senior Business Development Coordinator

Christa Jones, OBO Administrative Specialist